









PKT

PRESSBRAKE TOOLING SPECIALISTS



www.pktooling.com





Emilstamp


Il tuo costruttore di utensili per presse piegatrici
Your manufacturer of press brake tools



- Dal 2006 Emilstamp è specializzata nella produzione di utensili di piegatura per tutti i tipi di presse piegatrici idrauliche e elettriche.
- I prodotti Emilstamp vengono progettati e costruiti esclusivamente in Italia e commercializzati in tutto il mondo.
- Il nostro staff dell'ufficio tecnico è in grado di elaborare qualsiasi soluzione tramite l'utilizzo dei software avanzati.
- Offriamo utensili standard per i modelli più richiesti e anche utensili speciali per tutte le esigenze del cliente.



- Since 2006 Emilstamp is specialized in the production of press brake tooling for hydraulic and electrical press brakes.
- Emilstamp tools are designed and manufactured exclusive in Italy and distributed in all over the world.
- Our technical office will find the best bending solution for you by using the latest software simulation.
- We offer standard tools for the most popular systems and special tools for any kind of machine.



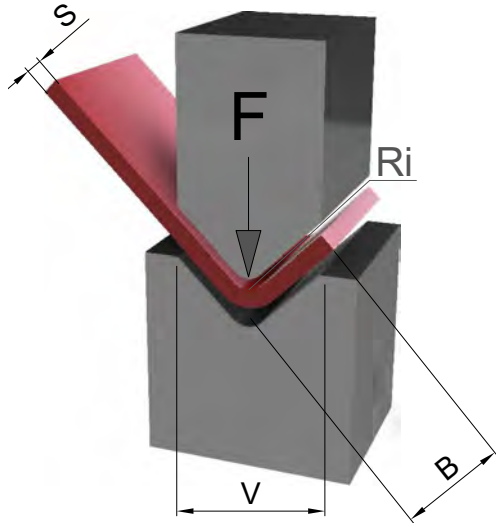
INDICE - INDEX

	Tabella di piegatura - Bendig scheme _____	Pag... 3
	Intermediari fissi - Retrofitting _____	Pag... 4
	Adattatori - Adapters _____	Pag... 5
	Prolunga - Extension _____	Pag... 9
	Intermediari - Intermediates _____	Pag... 11
	Staffe - Clamps _____	Pag... 12
	Adattatori inferiori - Lower adapters _____	Pag... 13
Amada Promecam	Punzoni - Punches _____	Pag... 14
	Supporti per lame - Blade holders _____	Pag... 31
	Matrici - Dies _____	Pag... 32
	Supporti - Holders _____	Pag... 53
	Matrici - Dies _____	Pag... 54
	Piegaschiaccia - Flattening tools _____	Pag... 55
Beyeler	Punzoni - Punches _____	Pag... 58
	Supporti per lame - Blade holders _____	Pag... 66
	Matrici - Dies _____	Pag... 67
	Piegaschiaccia - Flattening tools _____	Pag... 72
Wila Trumpf	Punzoni - Punches _____	Pag... 73
	Supporti per lame - Blade holders _____	Pag... 83
	Matrici - Dies _____	Pag... 84
	Piegaschiaccia - Flattening tools _____	Pag... 98
LVD	Punzoni - Punches _____	Pag... 99
	Supporti per lame - Blade holders _____	Pag... 101
	Punzoni Wila/LVD - Wila/LVD Punches _____	Pag... 102
	Matrici - Dies _____	Pag... 104
	Piegaschiaccia - Flattening tools _____	Pag... 116
	Piegaschiaccia Wila/LVD- Wila/LVD Flattening tools _____	Pag... 117
EHT	Punzoni - Punches _____	Pag... 118
	Supporti per lame - Blade holders _____	Pag... 120
	Matrici - Dies _____	Pag... 121
	Accessori - Accessories _____	Pag... 123
Weinbren- ner	Punzoni - Punches _____	Pag... 124
	Supporti per lame - Blade holders _____	Pag... 127
	Matrici - Dies _____	Pag... 128
	Accessori - Accessories _____	Pag... 130
Colly	Punzoni - Punches _____	Pag... 131
	Matrici - Dies _____	Pag... 135
Accessori Accessories	Contenitori ed inserti a Z - Joogle Z tool holders & inserts _____	Pag... 138
	Supporti per elementi raggiati e raggiati - Radius holder & radius tool _____	Pag... 140
	Contenitori ed inserti in poliuretano - Holders & inserts in Polyurethane _____	Pag... 143
	Contenitori ed inserti in Nylon - Holders & inserts in Nylon _____	Pag... 144
	Armadi portautensili - Tooling cabinet _____	Pag... 146
	Speciali - Specials _____	Pag... 147
	Utensili per pannellatrice - Panel bander tools _____	Pag... 149

Tabella di piegatura - Bending scheme



Calcolo della forza per piega in aria
Calculation of force for air bending



S	Spessore lamiera in mm Thickness of sheet in mm	
V	Larghezza del V V - Opening	
F	Forza in Ton/metro Force in Ton/meter	
B	Bordo minimo Shortest edge to be bent	
Ri	Raggio interno Inside radius	
R	Alluminio Alluminium	20 - 25 Kg/mm ²
R	Acciaio dolce Mild steel	40 - 45 Kg/mm ²
R	Inox Stainless steel	60 - 70 Kg/mm ²

$$F = \frac{S^2 \times 2 \times R}{1.4 \times V} = \dots \text{ Ton/m}$$



Apertura della "V" consigliata per la piega in aria
Recommended "V" opening for air bending

Spessore lamiera (mm) Sheet thickness (mm)	S	0.5-2.5mm	3-8mm	9-10mm	>12mm
Ampiezza del V (mm) V - Width (mm)	V	6 x S	8 x S	10 x S	12 x S

TABELLA DI PIEGATURA IN ARIA - per piega 90° con lamiera R = 45 kg/mm²
CHART BY BENDING IN THE AIR - for 90° air bending, sheet resistance R = 45kg/mm²

S	6	8	10	12	16	20	25	32	40	50	63	80	100	125	160	200	250	V	
mm	4	5.5	7	8.5	11	14	17.5	22	28	35	45	55	71	89	113	140	175	B	
	1	1.3	1.6	2	2.6	3.3	4	5	6.5	8	10	13	16	20	26	33	41	Ri	
0.5	3																		
0.6	4	4																	
0.8	7	5	4																
1	11	8	7	6															
1.2	16	12	10	8	6														
1.5		17	15	13	9	8													
2			27	22	17	13	11												
2.5				35	26	21	17	13											
3					38	30	24	19	15										
4						54	42	34	27	21									
5							67	52	42	33	26								
6								75	60	48	38	30							
8									107	85	68	53	43						
10										134	105	85	67	53					
12											153	120	95	78	60				
15												188	150	120	95	75			
20													270	215	170	135	108		

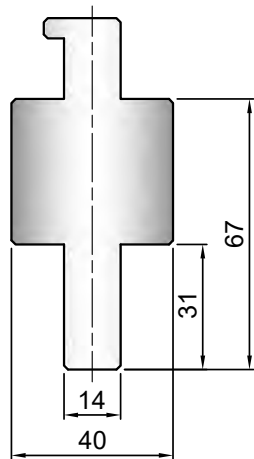
t/m

Intermediari fissi - Retrofitting

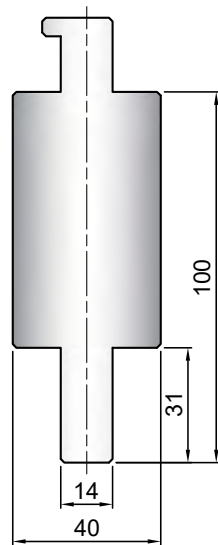


Adattatori per utensili Amada - Promecam per tutti i tipi di presse
Adaptors to fit Amada - Promecam tools suitable for any type of press brake

40.010 100 T/m



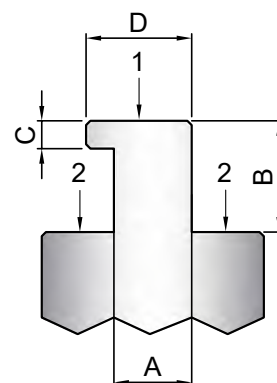
40.020 100 T/m




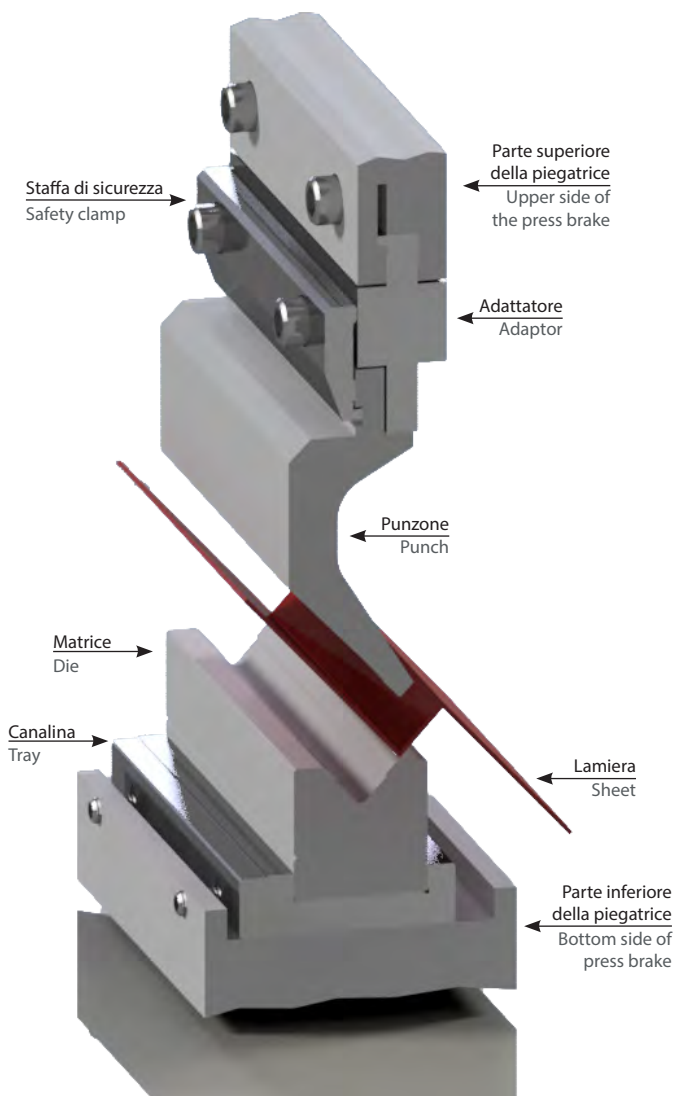
Indicare quote d'attacco e punto di spinta
Specify dimension of head and pressure points

A	
B	
C	
D	

1	
2	



90.099	L:1050/Componibile
90.100	L:2100



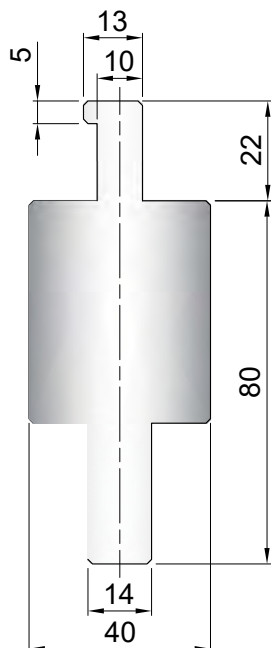
Adattatori - Adapters



Adattatori per utensili Amada - Promecam con l'asse a 7 mm
Adapters to fit Amada - Promecam tools with 7 mm axis

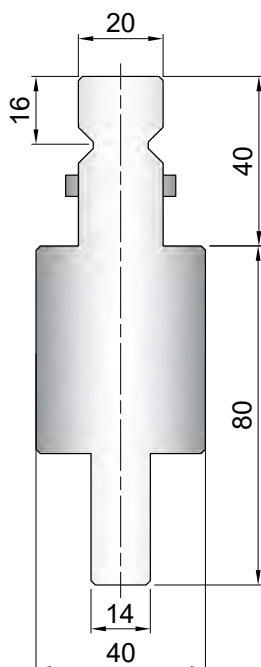
LVD

41.430 L:150 mm



Wila - Trumpf

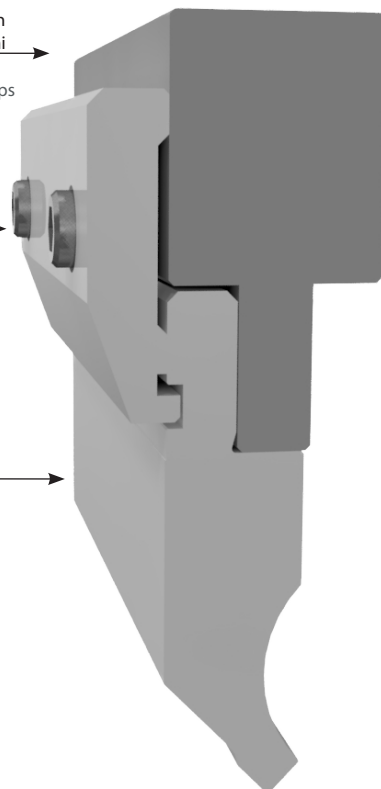
41.910 L:150 mm



Adattatore con diversi attacchi
Adapters with different clamps

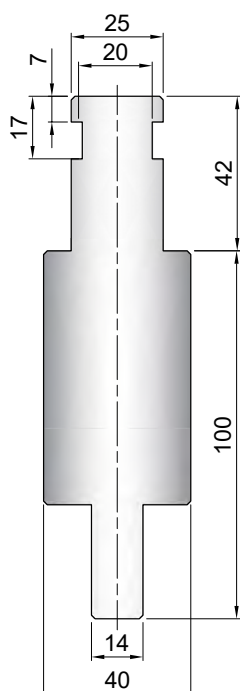
Staffa di sicurezza
Safety clamp

Punzone
Punch



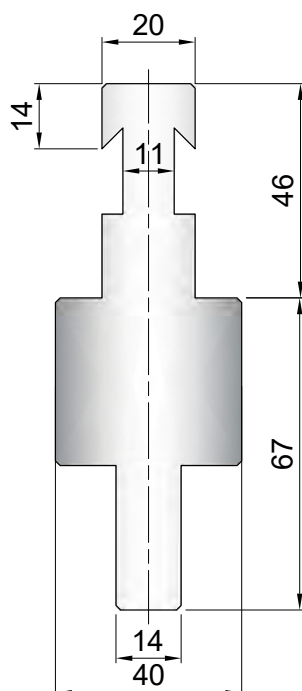
Weinbrenner

42.150 L:150 mm



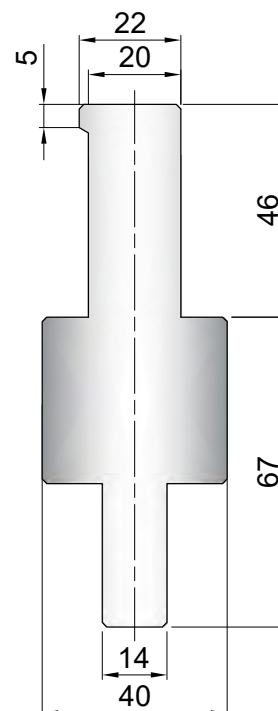
Beyeler - R

41.920 L:150 mm



Beyeler - S

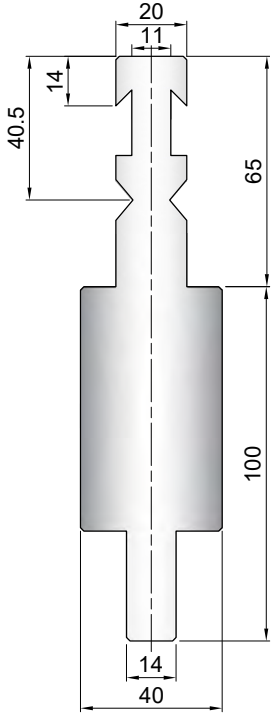
41.930 L:150 mm



Adattori - Adapters

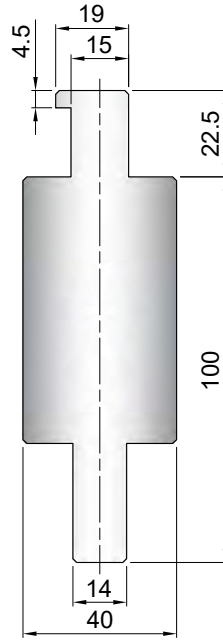
Beyeler - RFA

41.140 L:150 mm



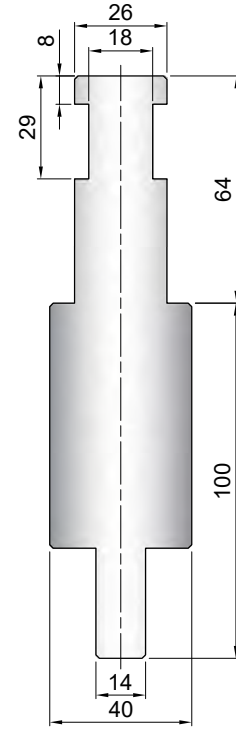
CBC

42.160 L:150 mm



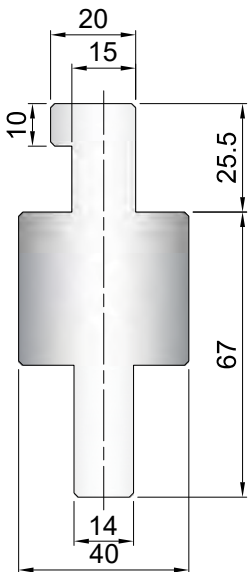
EHT

42.170 L:150 mm



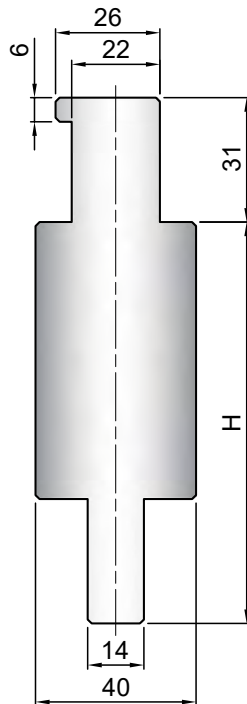
Durmazlar

42.180 L:150 mm



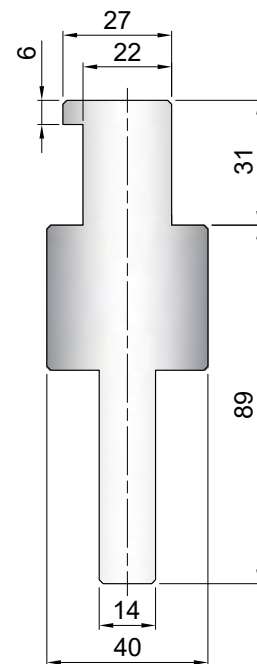
Darley

42.290	L:150 mm	H 100
42.731	L:150 mm	H 67



Baykal

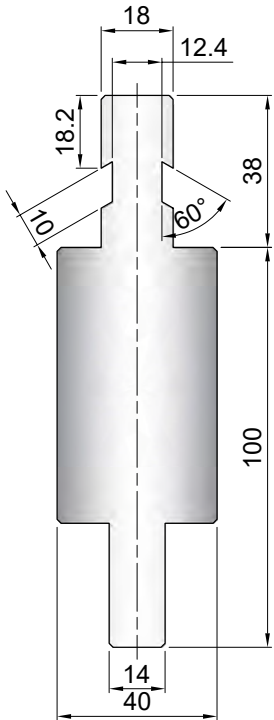
42.720 L:150 mm





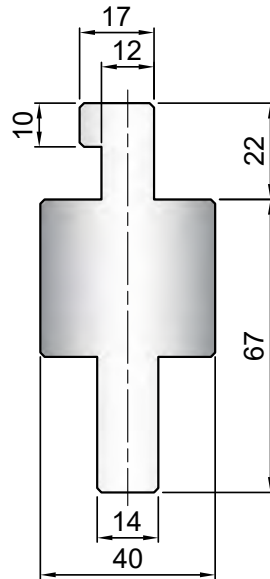
Colgar

42.730 L:150 mm



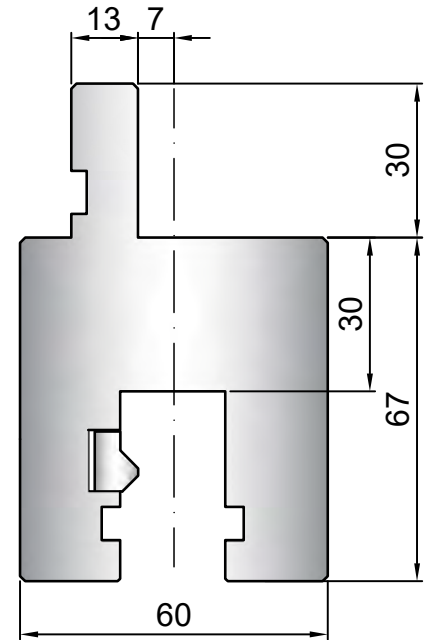
Haco

42.732 L:150 mm



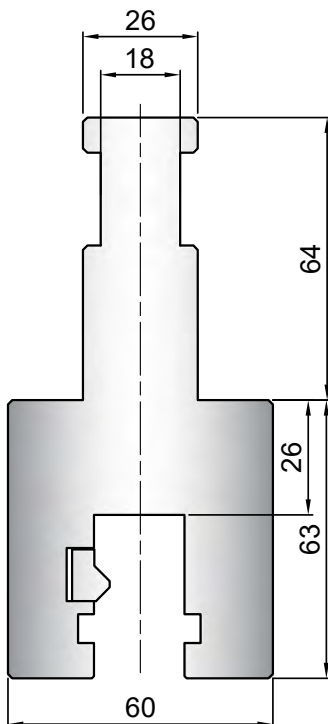
Amada → Wila /Trumpf

42.739 L:150 mm



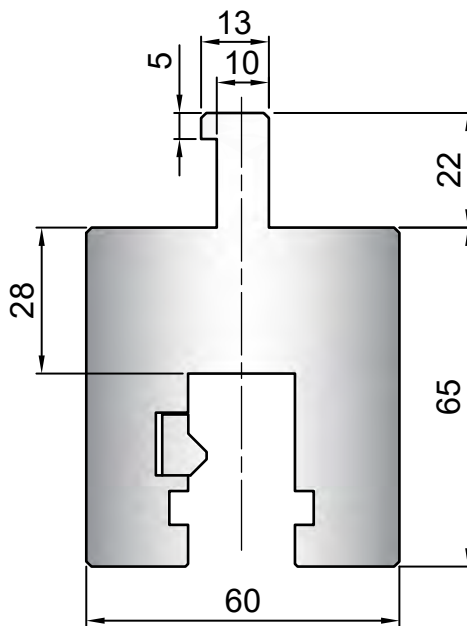
EHT → Wila /Trumpf

42.721 L:150 mm



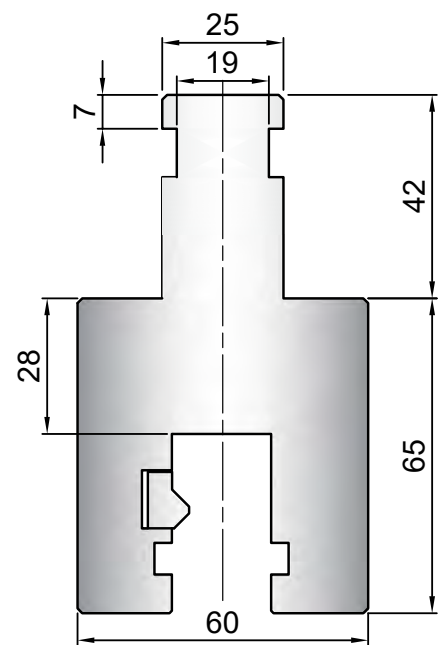
LVD → Wila /Trumpf

42.722 L:150 mm



Weinbrenner → Wila /Trumpf

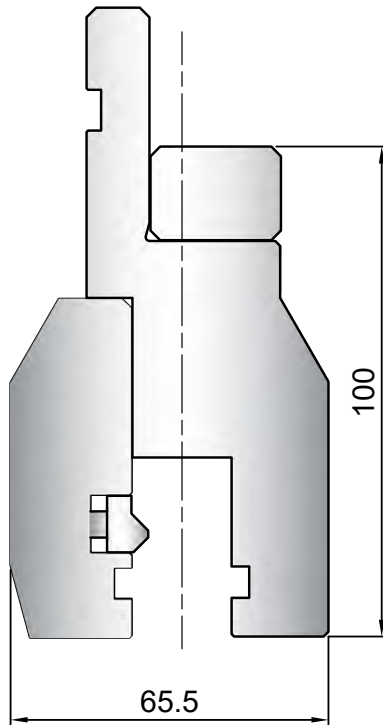
42.723 L:150 mm



Adattatori - Adapters


Amada → Wila /Trumpf

42.741 L:160 mm



Adattatori con cuneo di registrazione
Adapters with adjustable wedge

- assemblato direttamente sulla trave della pressa, compensa la flessione tramite il cuneo di registrazione;
- mounted directly on the upper beam, compensates the deflection with the registration wedge help.

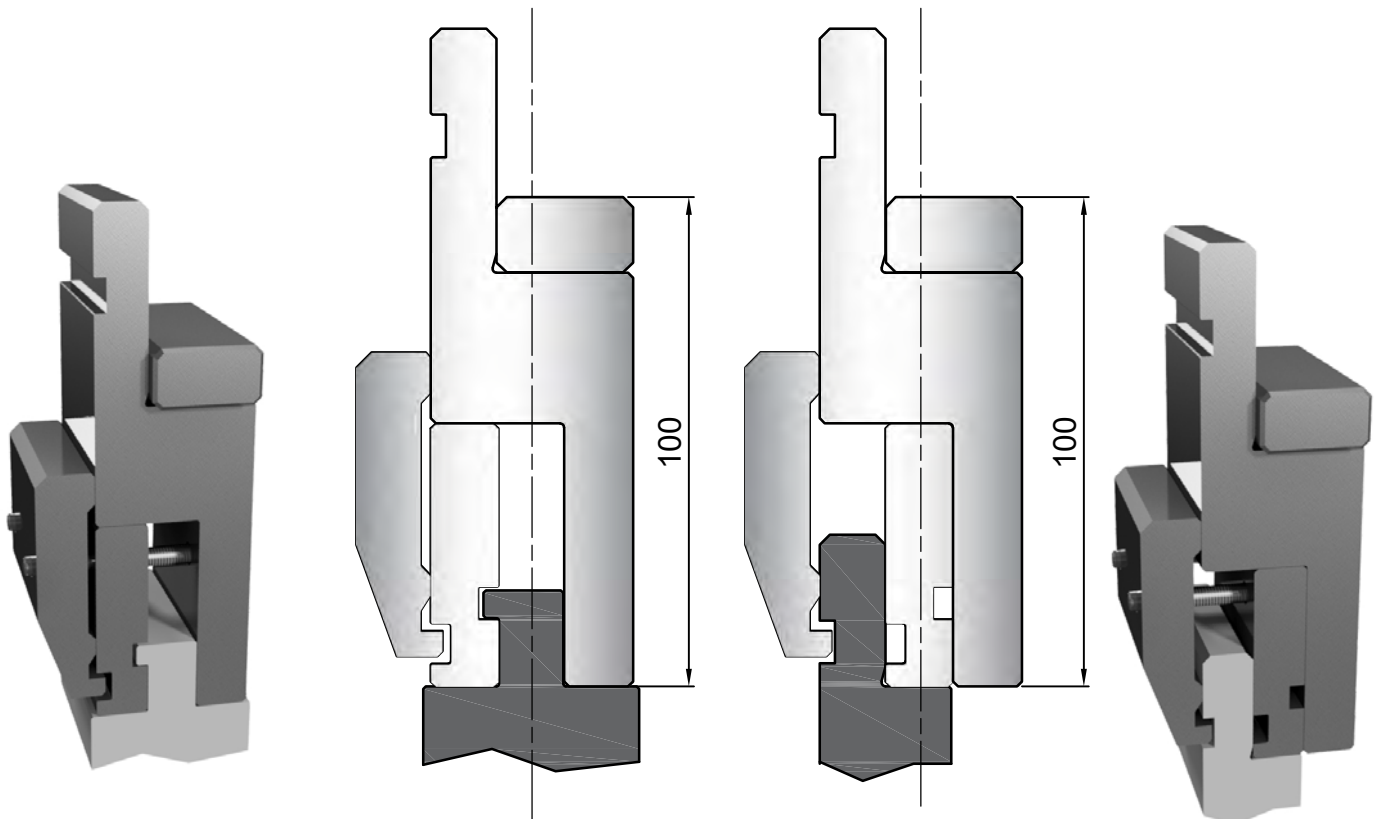


Cambio veloce degli utensili
Fast tools changing

- cambio frontale degli utensili con l'aiuto del pulsante "safety click";
- front tool change with the help of "safety click" button.

Amada → American Style

42.260 L:150 mm

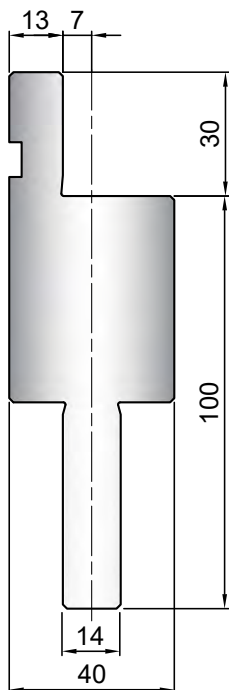


Sposta l'elemento per cambiare l'attacco
Move the element for another clamp



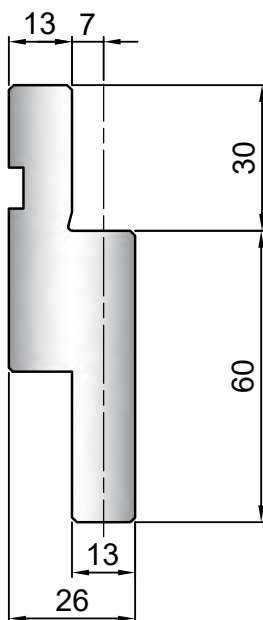
Amada-Promecam

42.733 L:150 mm



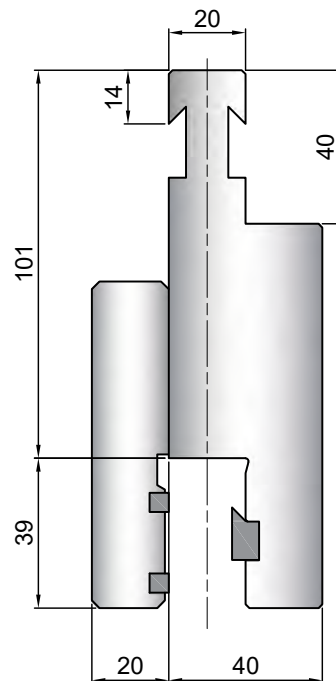
Amada-Promecam

42.734 L:150 mm



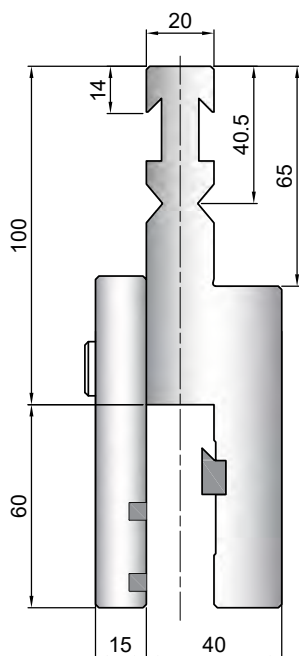
Beyeler - R

42.735 L:150 mm



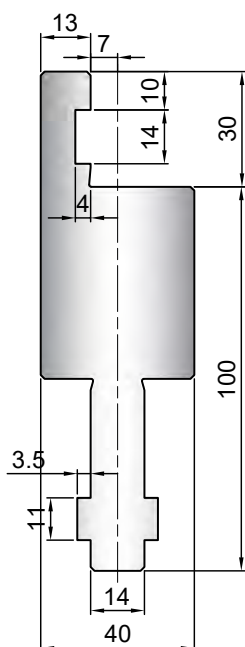
Beyeler - RFA

42.736 L:150 mm



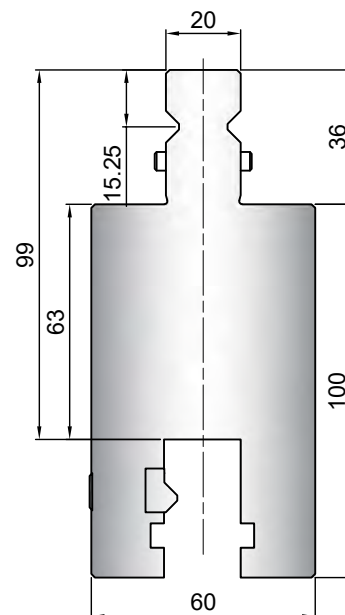
Beyeler

42.737 L:150 mm



Wila - Trumpf

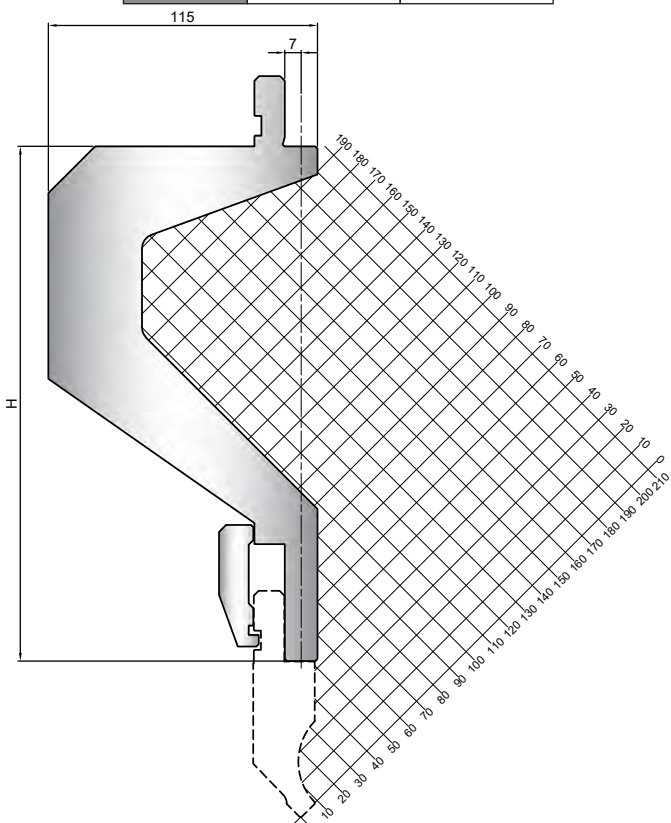
42.738 L:150 mm



Prolunga - Extension

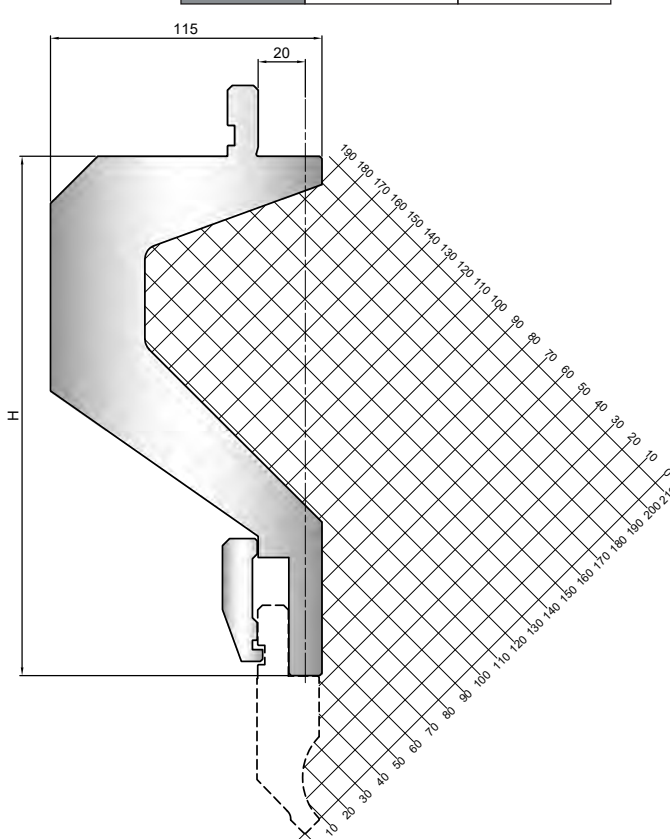
Amada - Promecam

42.270 H:220 mm L:200 mm




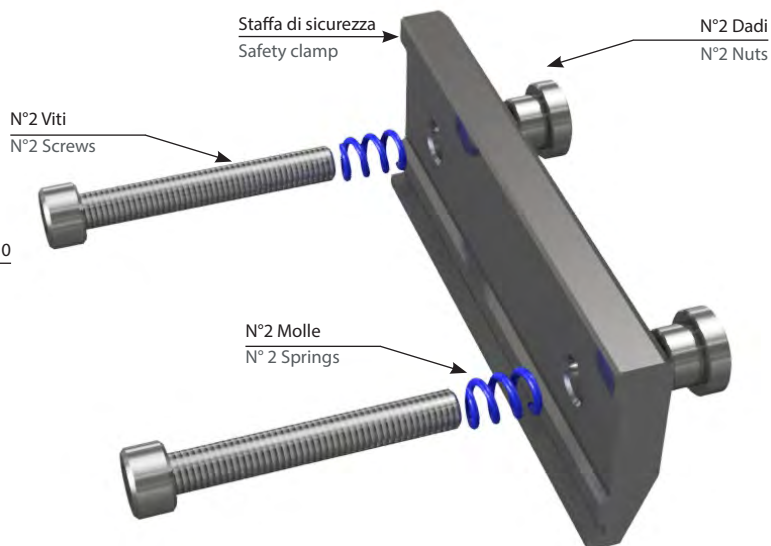
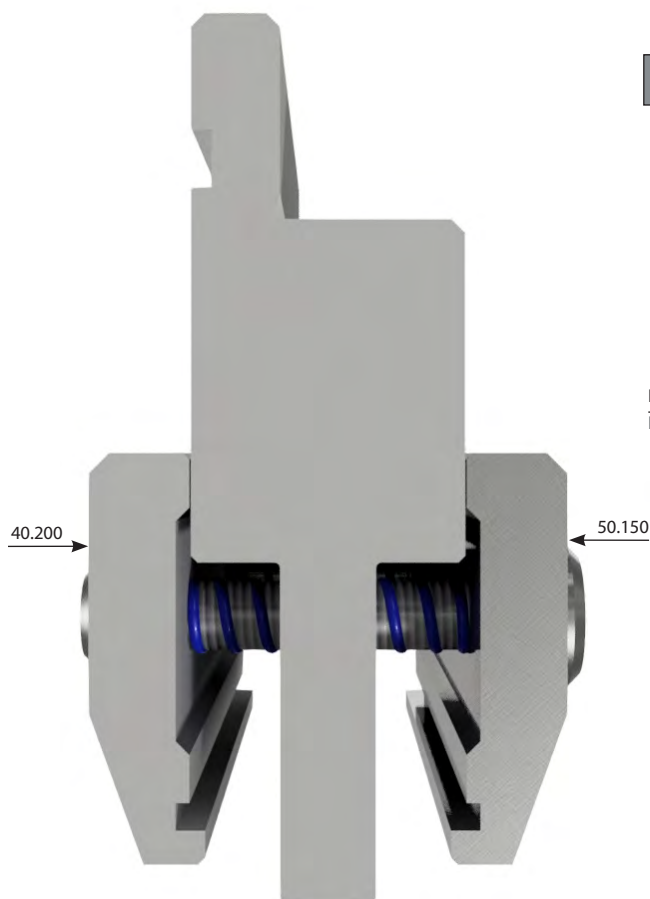
Amada - Promecam

42.271 H:220 mm L:200 mm



50.150 L:150 mm

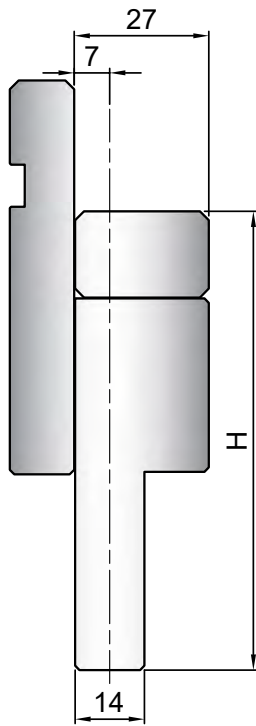
 Kit doppio staffaggio
Kit double clamping




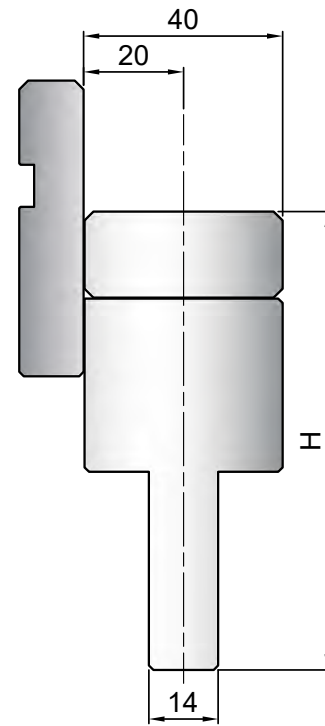


Intermediari con cuneo di registrazione
Intermediaries with registration wedge


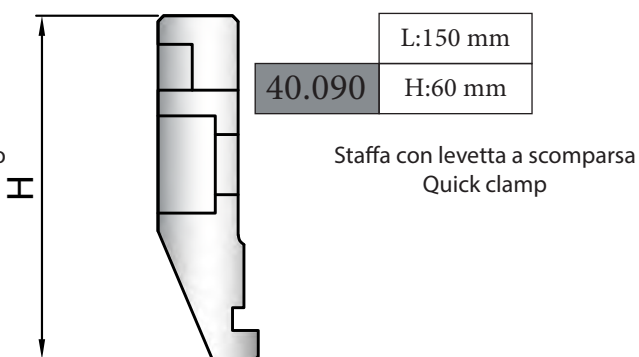
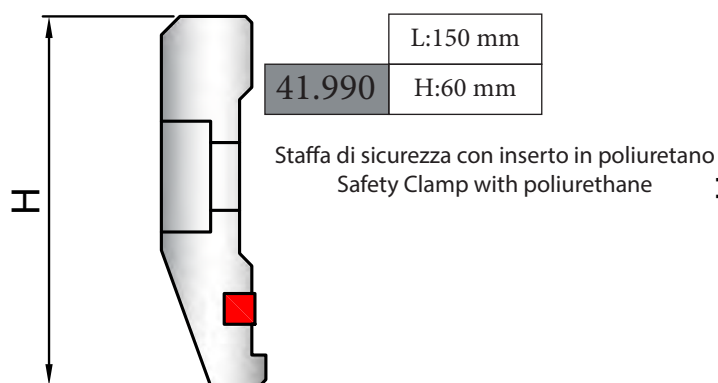

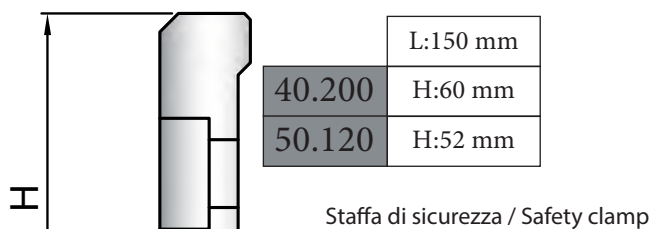
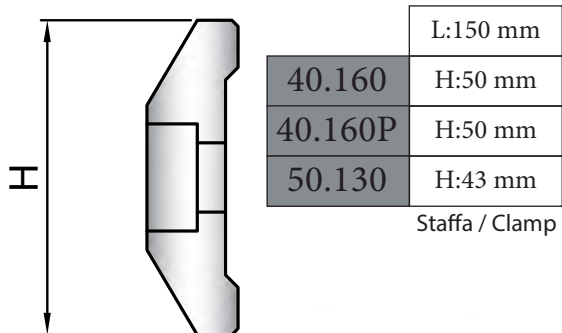
	L:150 mm
42.210	H:100 mm
42.220	H:120 mm
42.230	H:150 mm



	L:150 mm
42.240	H:100 mm
42.250	H:120 mm



Staffe - Clamps

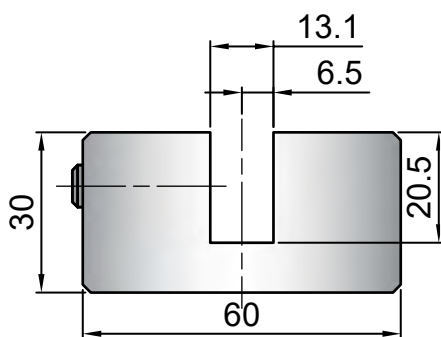


Adattatori inferiori - Lower adapters



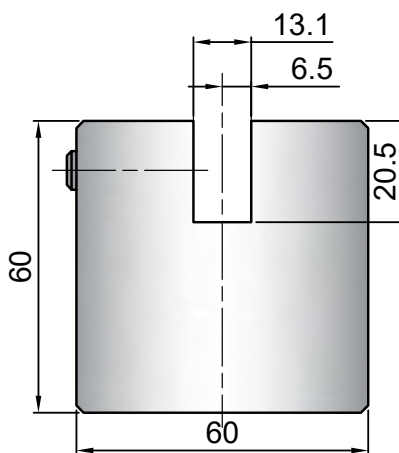
Amada → Beyeler / Trumpf

43.010	L: 1000 mm
	L: 500 mm



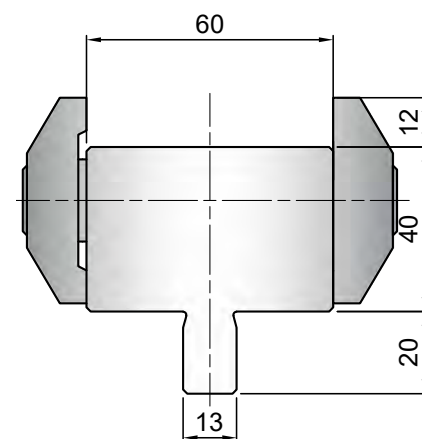
Amada → Beyeler / Trumpf

43.020	L: 1000 mm
	L: 500 mm



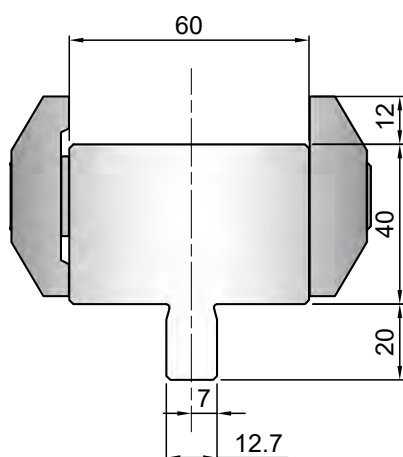
Beyeler / Trumpf → Amada

43.030	L: 835 mm
	L: 415 mm



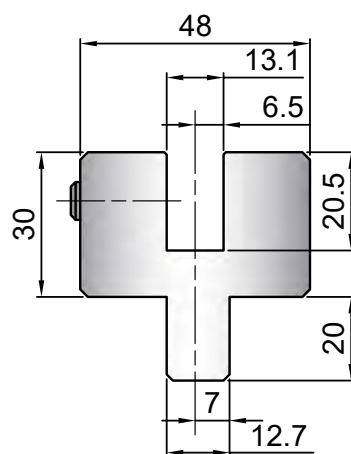
LVD → Amada

43.040	L: 835 mm
	L: 415 mm



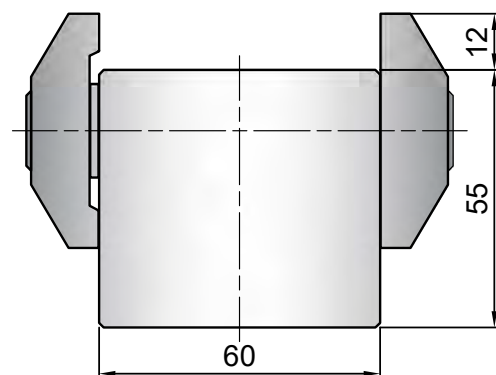
LVD → Beyeler / Trumpf

43.050	L: 1000 mm
	L: 500 mm




Amada


40.330	L: 835 mm	L: 415 mm
	40.500	L: 835 mm




40.500
L: 835 mm
Tot. 4 Staffe
Tot. 4 Clamps



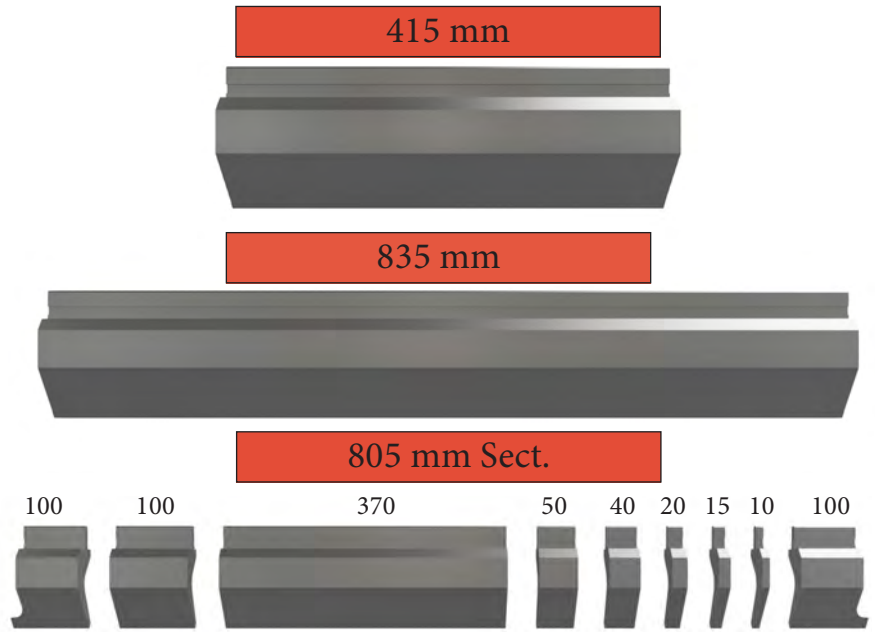
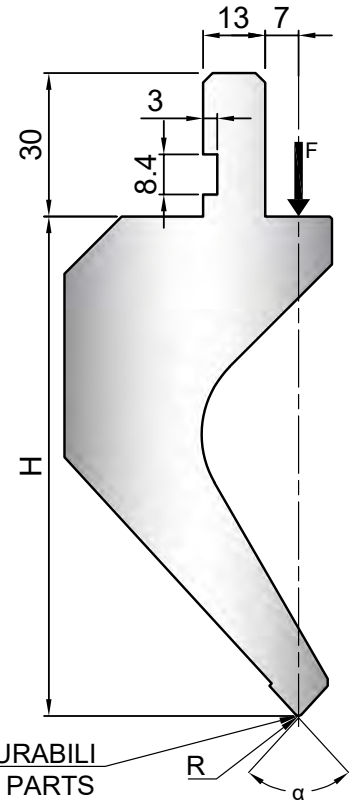
40.330
L: 835 mm
Tot. 8 Staffe
Tot. 8 Clamps



Amada - Promecam

 Punzoni standard sono disponibili nelle lunghezze di: 415 mm - 835 mm - 805 mm frazionato
 Punches are available in the following standard lengths: 415 mm - 835 mm - 805 mm sectioneted

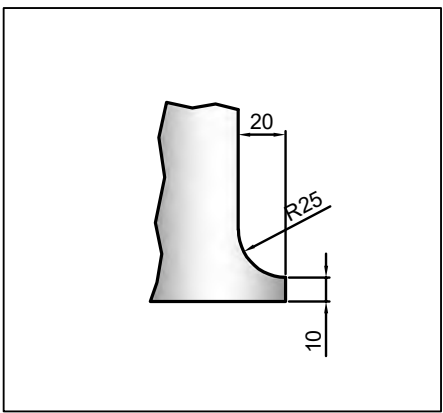
Descrizione / Description
H = Altezza / Height
α = Angolo / Degree
R = Raggio / Radius



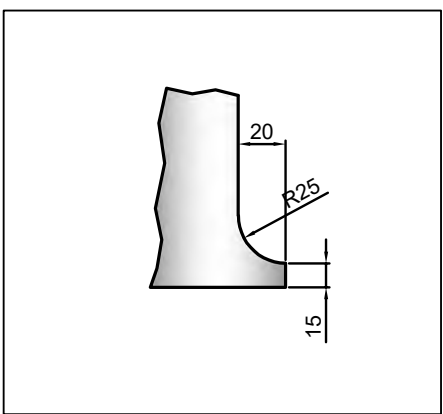
PARTI USURABILI
WEAR PARTS

Scarpette / Horns

Punzoni / Punches




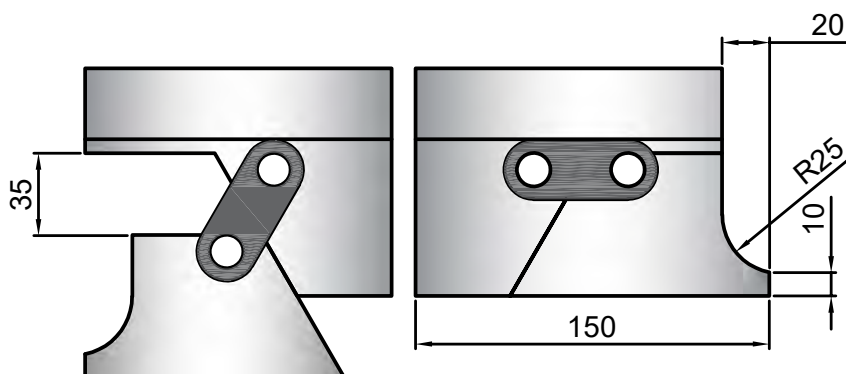
10.260	10.160	11.740	10.810
10.270	10.170	11.730	10.830
10.100	10.180	10.600	12.690
10.110	11.720	10.610	10.840
10.120	12.670	10.620	12.700
10.640	12.680	11.630	10.306
10.650	10.480	11.910	10.305
11.770	10.490	11.620	11.750
12.600	12.630	12.710	11.760
10.101	12.640	10.300	11.900
10.130	10.280	10.310	12.910
10.140	10.290	10.630	13.010
10.150	12.610	12.810	10.530
12.650	12.620	10.820	10.540
12.660	12.720	10.800	




10.320	11.780
10.190	11.920
10.200	12.830
10.570	12.930
10.350	12.840
10.470	12.920
12.820	10.301
10.860	10.302
10.240	10.303
10.250	10.304
10.560	10.330
11.930	10.340
10.520	12.890
10.550	11.940



 Scarpette mobili da abbinare ai modelli elencati
Moving Horns for coupling with listed models



Codice scarpette mobili Code moving horns	Codice punzone Code punch
10.100S	10.100
10.110S	10.110
10.640S	10.640
10.650S	10.650



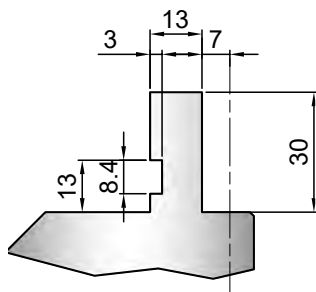
Punzoni - Punches



SCANALATURE DI SICUREZZA
SAFETY GROOVES

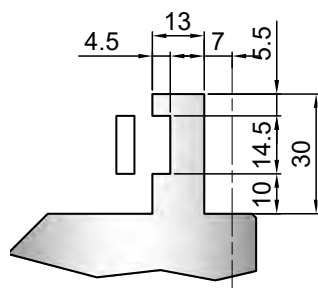
80.120

SCANALATURA STANDARD
STANDARD GROOVE

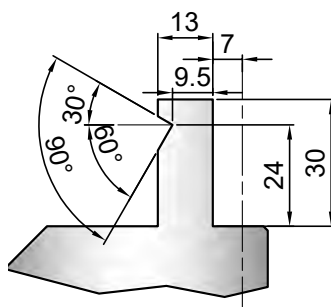


SCANALATURE SU RICHIESTA
GROOVES ON REQUEST

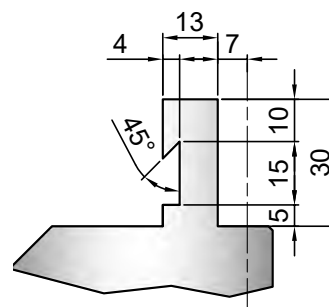
80.100



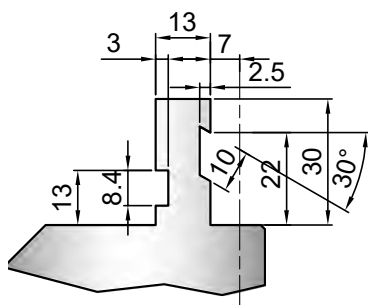
80.110



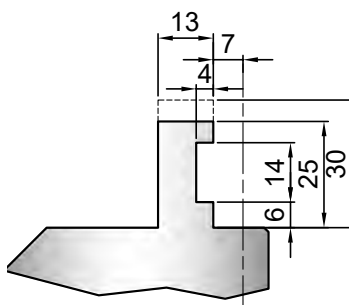
80.130



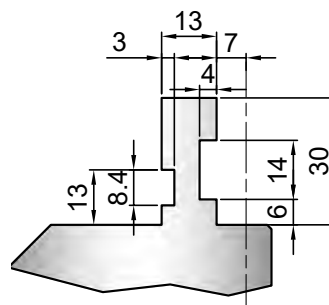
80.140



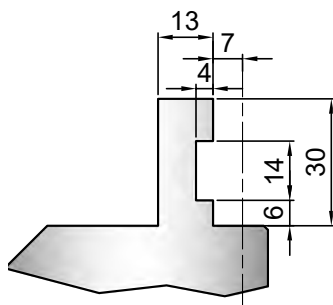
80.160



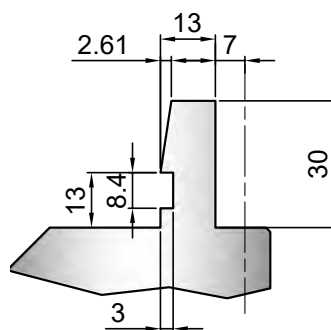
80.170



80.180



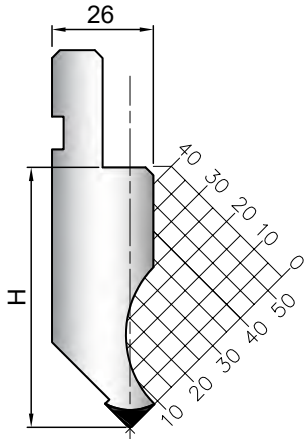
80.200





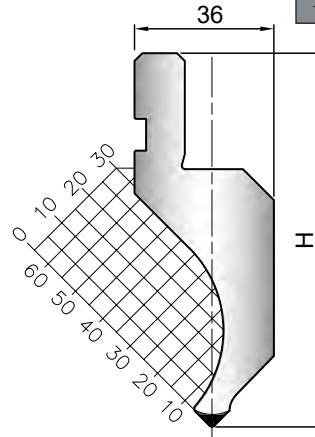
Acciaio / Steel: C45

Cod.	α	R	H	T/mt
10.100	90°	0.80	66.65	100
10.110	88°	0.80	66.65	100
10.120	88°	3.00	65.50	100
10.640	90°	0.25	66.60	100
10.650	88°	0.25	66.60	100
11.770	85°	3.00	65.50	100
12.600	85°	0.80	66.60	100
10.101	85°	0.25	66.50	100
10.111	75°	0.80	67.00	70



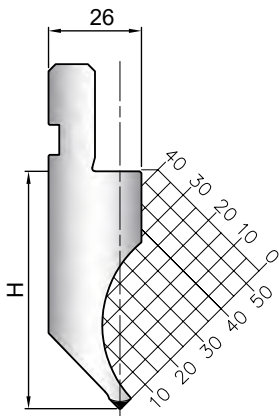
Acciaio / Steel: C45

Cod.	α	R	H	T/mt
10.800	90°	0.80	66.65	60
10.810	88°	0.80	66.65	60



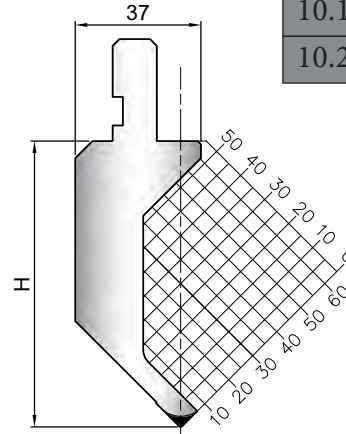
Acciaio / Steel: 1.2312 Quenched

Cod.	α	R	H	T/mt
10.480	90°	0.60	66.40	35
10.490	88°	0.60	66.40	35
12.630	90°	0.25	65.35	35
12.640	88°	0.25	66.35	35
10.491	85°	0.65	66.40	35



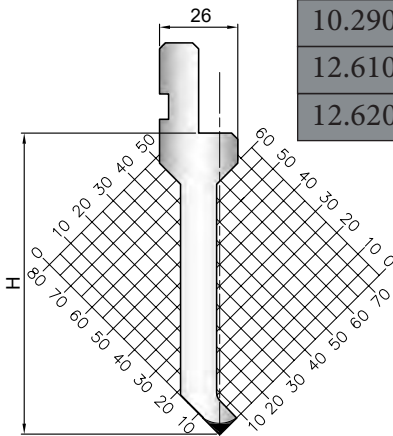
Acciaio / Steel: 1.2312 Quenched

Cod.	α	R	H	T/mt
10.190	90°	0.60	84.15	20
10.200	88°	0.60	84.18	20



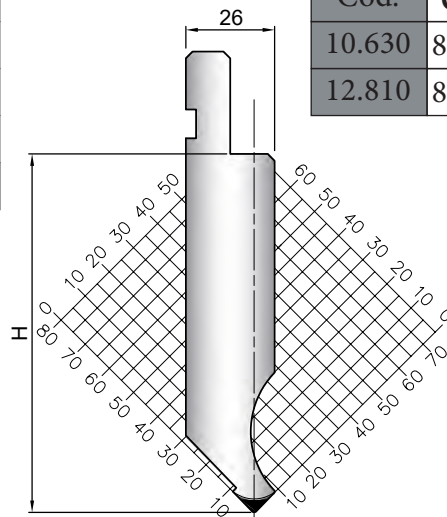
Acciaio / Steel: C45

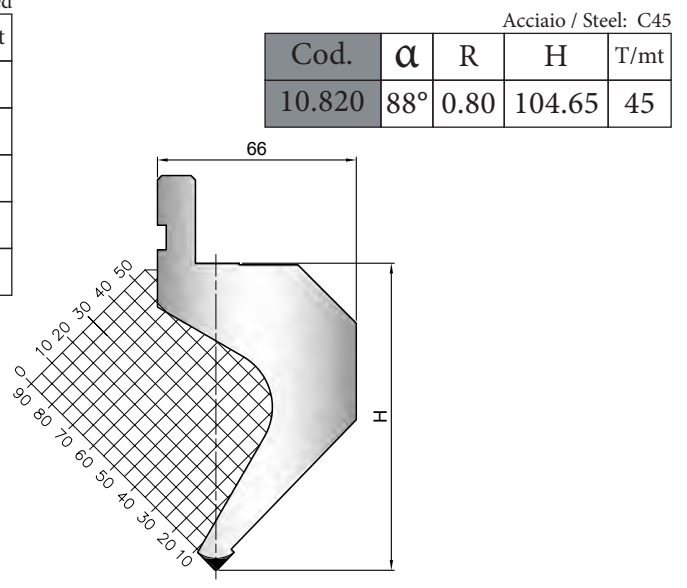
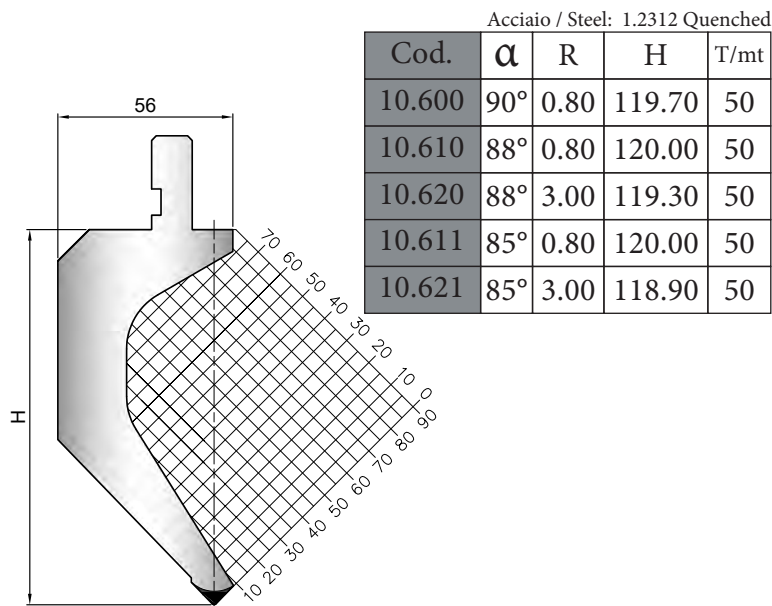
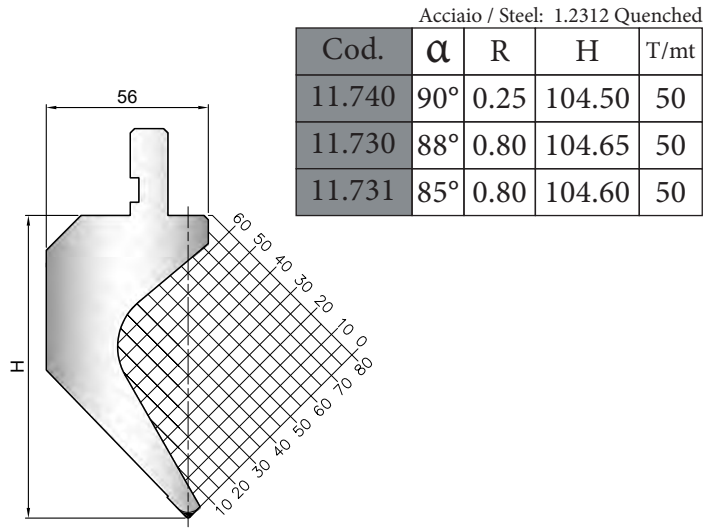
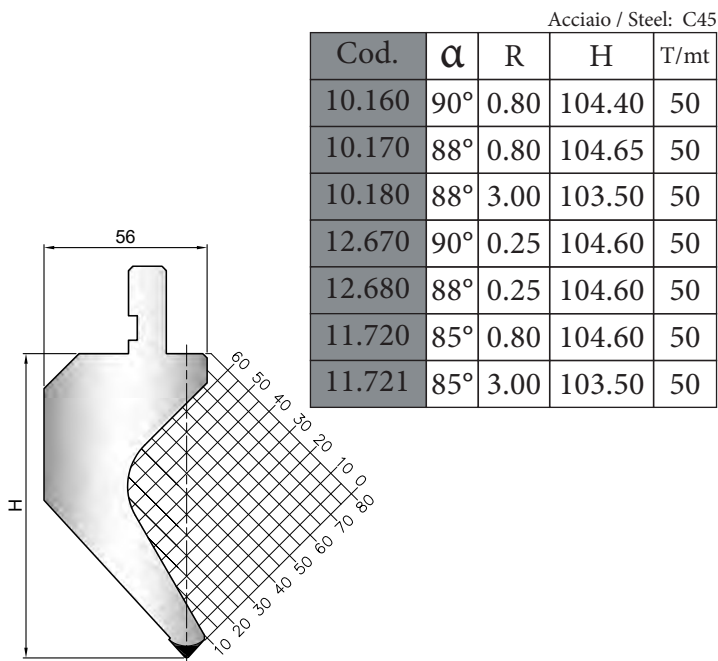
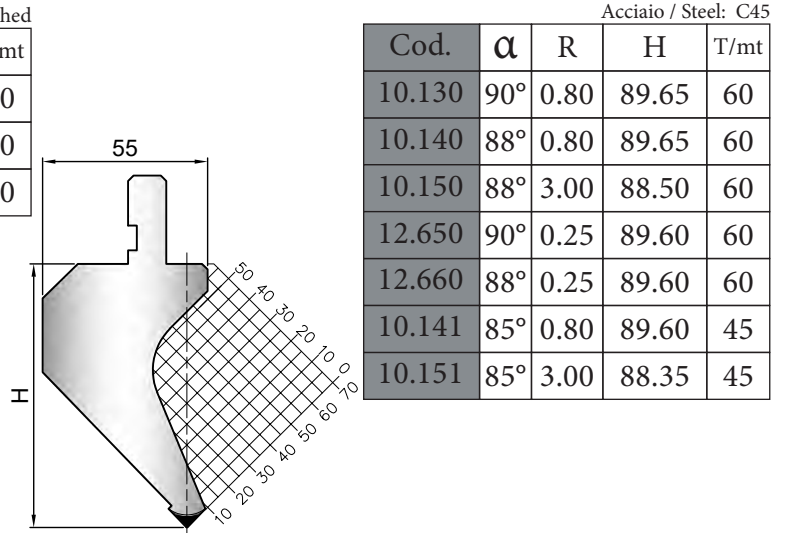
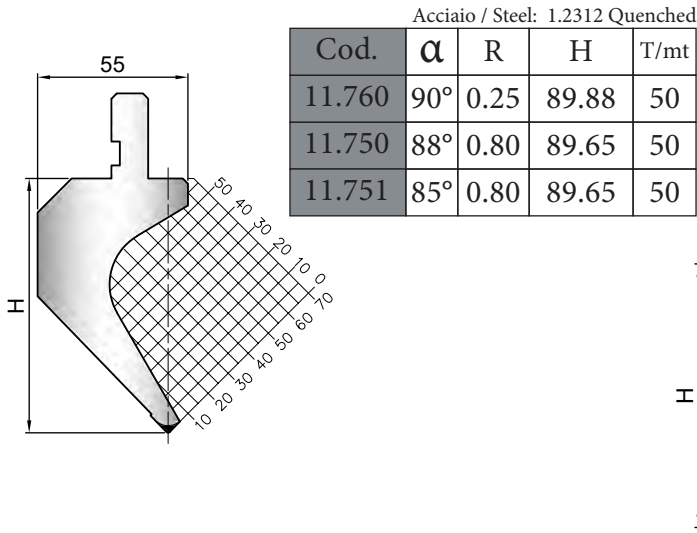
Cod.	α	R	H	T/mt
10.280	90°	0.60	99.40	50
10.290	88°	0.60	99.40	50
12.610	90°	0.25	99.35	50
12.620	88°	0.25	99.35	50



Acciaio / Steel: C45

Cod.	α	R	H	T/mt
10.630	88°	0.80	104.65	100
12.810	85°	0.80	104.65	100

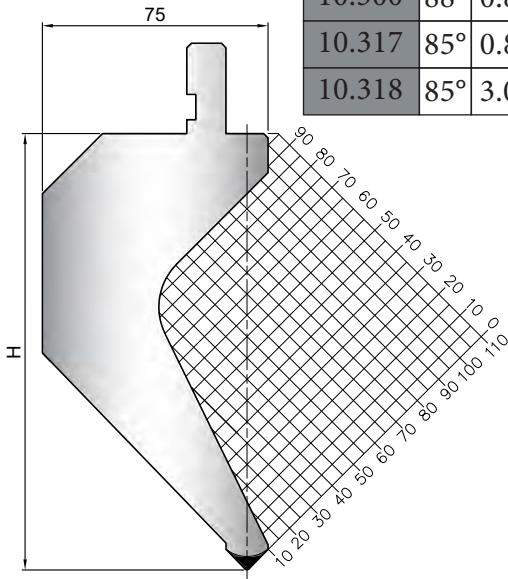






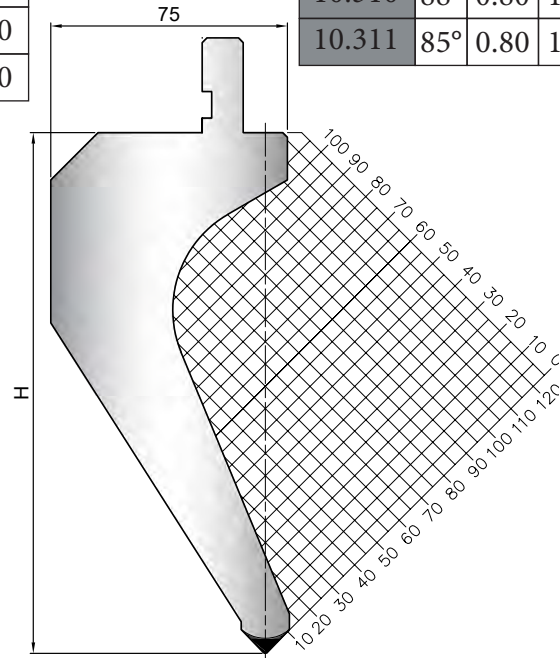
Acciaio / Steel: C45

Cod.	α	R	H	T/mt
10.300	88°	0.80	145.00	80
10.317	85°	0.80	145.00	80
10.318	85°	3.00	143.90	80



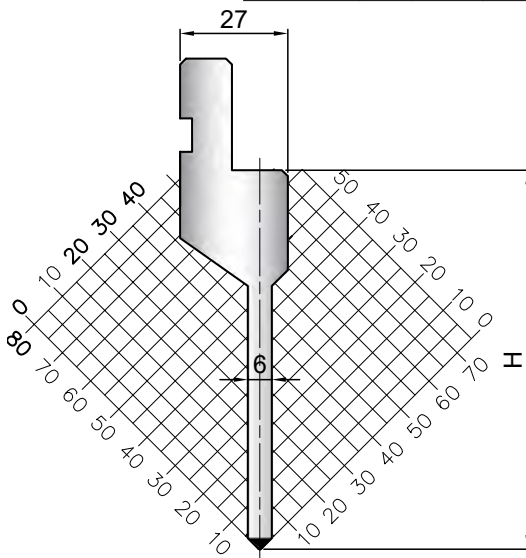
Acciaio / Steel: C45

Cod.	α	R	H	T/mt
10.310	88°	0.80	165.00	60
10.311	85°	0.80	165.00	60



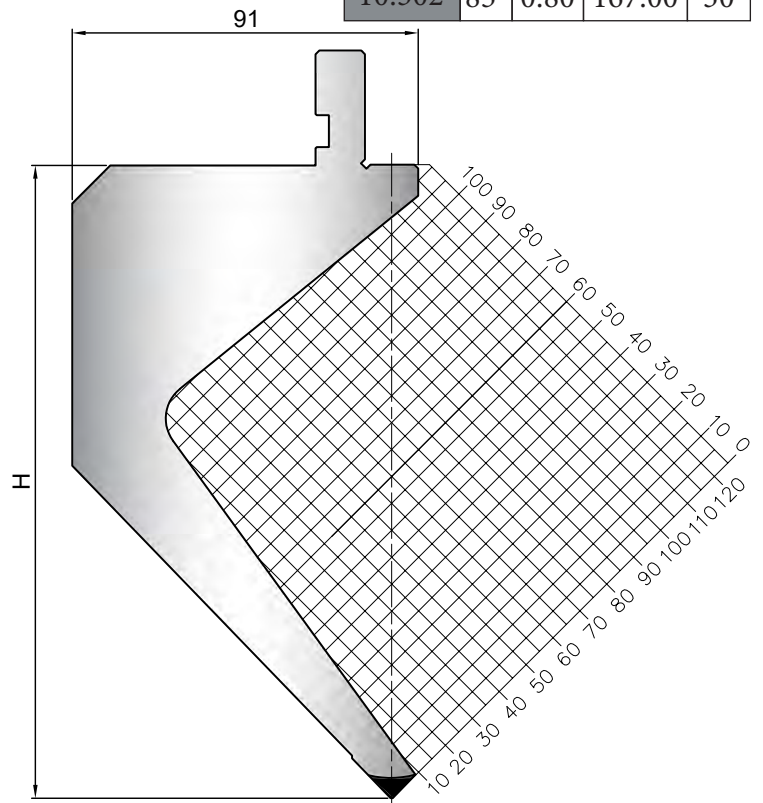
Acciaio / Steel: 1.2312 Quenched

Cod.	α	R	H	T/mt
10.830	90°	0.60	94.40	50
12.690	90°	0.25	94.35	50
10.840	88°	0.60	94.40	50
12.700	88°	0.25	94.35	50



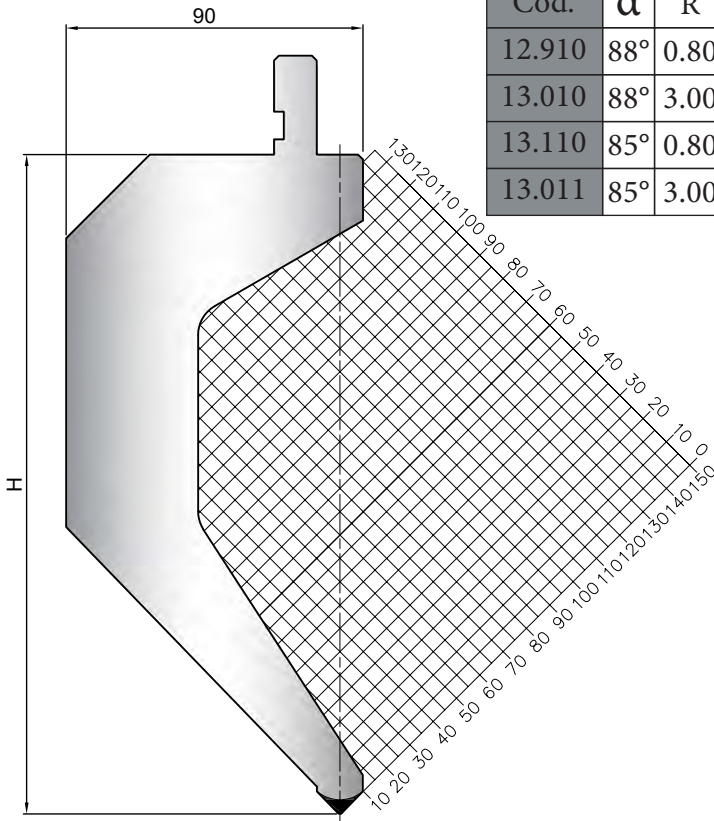
Acciaio / Steel: C45

Cod.	α	R	H	T/mt
10.301	88°	0.60	167.00	30
10.302	85°	0.80	167.00	30



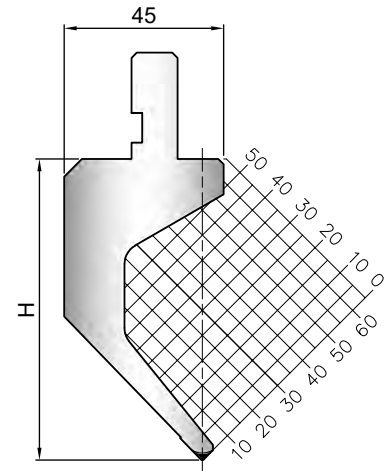
Acciaio / Steel: 1.2312 Quenched

Cod.	α	R	H	T/mt
12.910	88°	0.80	200.00	100
13.010	88°	3.00	199.00	100
13.110	85°	0.80	200.00	85
13.011	85°	3.00	199.00	85



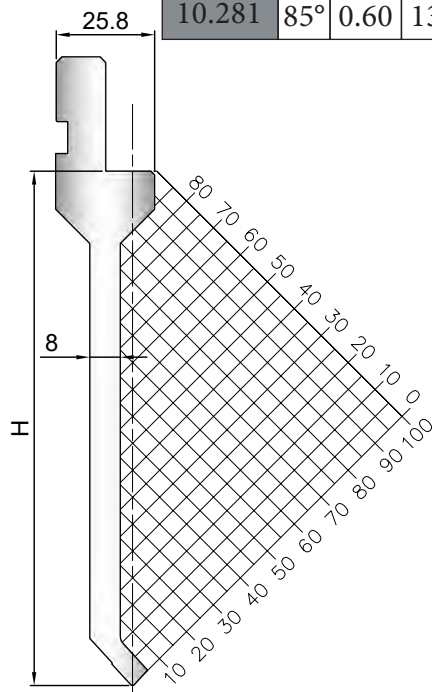
Acciaio / Steel: 1.2312 Quenched

Cod.	α	R	H	T/mt
10.304	88°	0.60	85.00	15



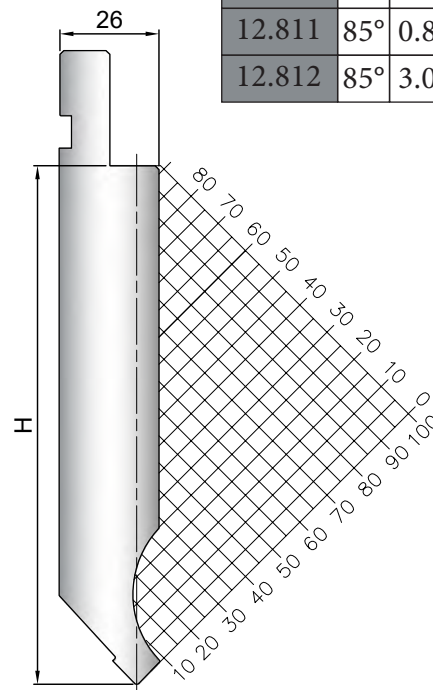
Acciaio / Steel: 1.2312 Quenched

Cod.	α	R	H	T/mt
10.291	88°	0.60	135.00	50
10.281	85°	0.60	135.00	50



Acciaio / Steel: C45

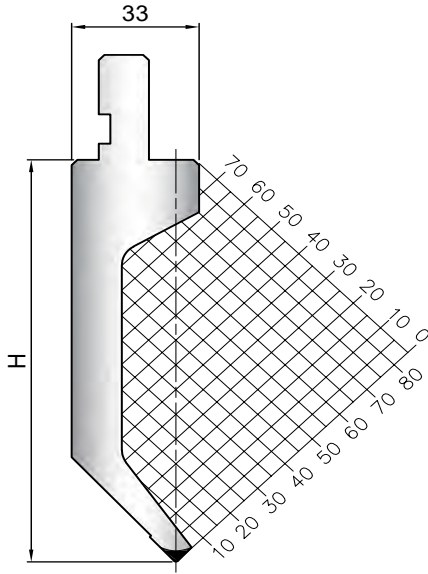
Cod.	α	R	H	T/mt
10.631	88°	0.80	135.00	100
12.811	85°	0.80	135.00	100
12.812	85°	3.00	133.90	100





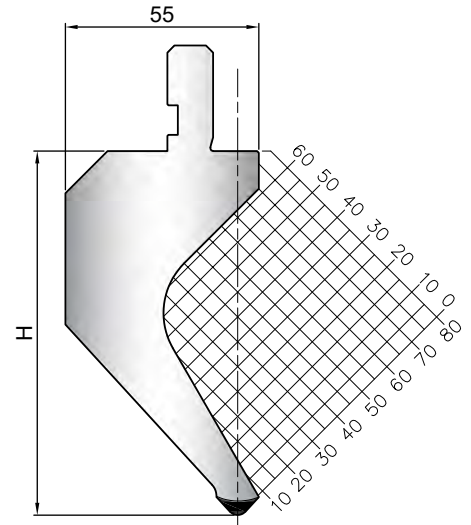
Acciaio / Steel: 1.2312 Quenched

Cod.	α	R	H	T/mt
10.303	85°	0.60	115.00	20



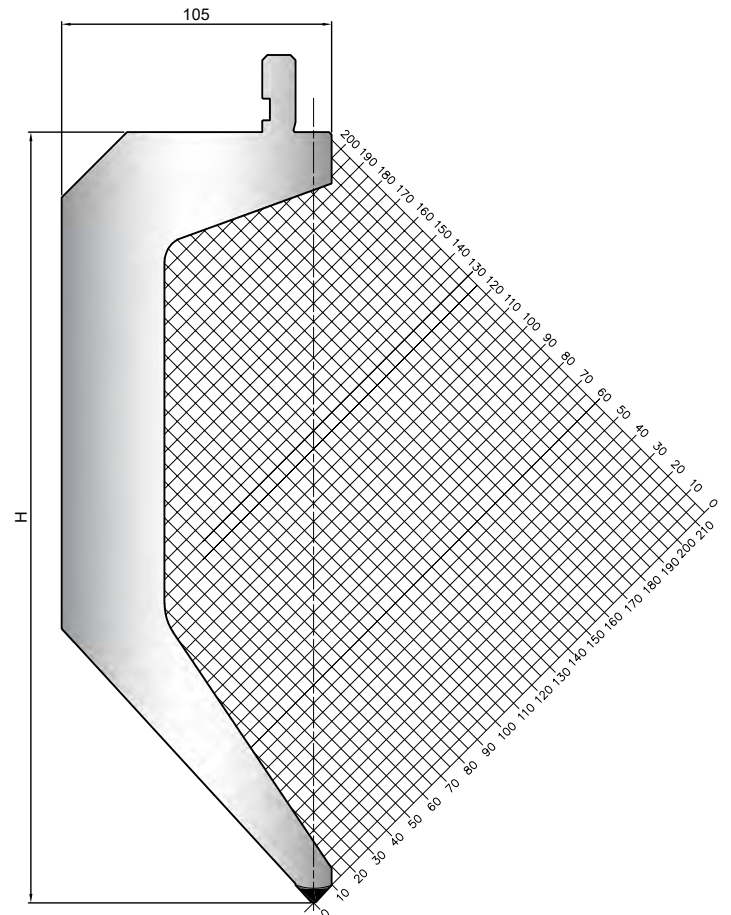
Acciaio / Steel: C45

Cod.	α	R	H	T/mt
10.181	85°	3.00	103.50	50



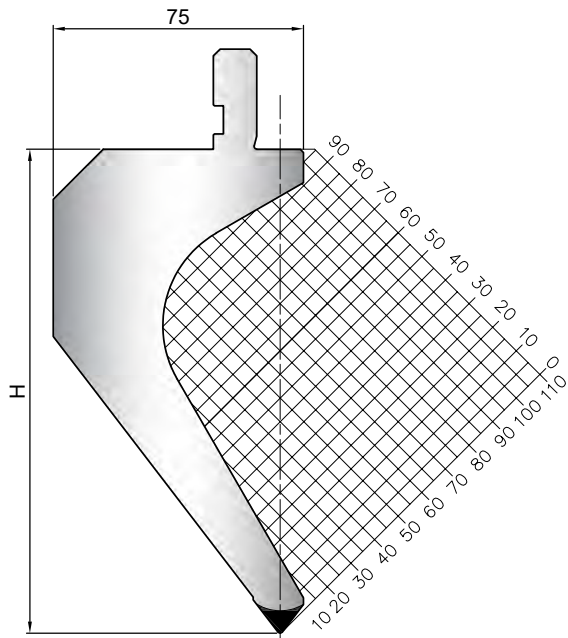
Acciaio / Steel: 1.2312 Quenched

Cod.	α	R	H	T/mt
10.307	85°	1.50	300.00	100



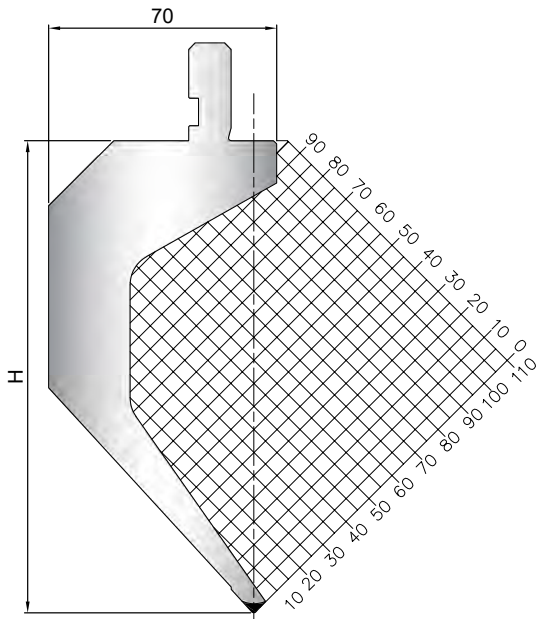
Acciaio / Steel: C45

Cod.	α	R	H	T/mt
10.312	75°	0.80	145.00	80



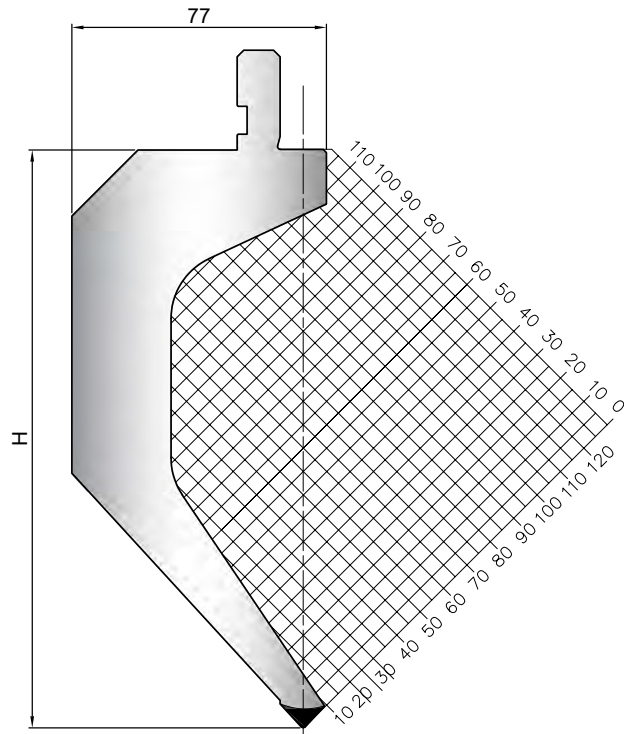
Acciaio / Steel: 1.2312 Quenched

Cod.	α	R	H	T/mt
10.366	85°	0.80	145.00	35



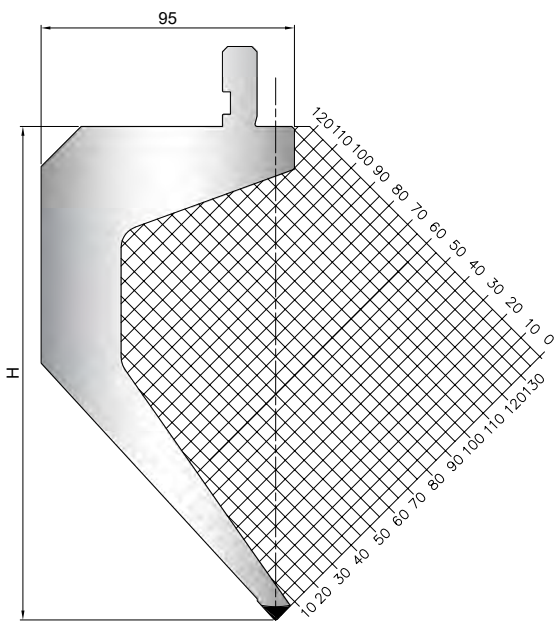
Acciaio / Steel: 1.2312 Quenched

Cod.	α	R	H	T/mt
13.150	85°	0.80	175.00	70



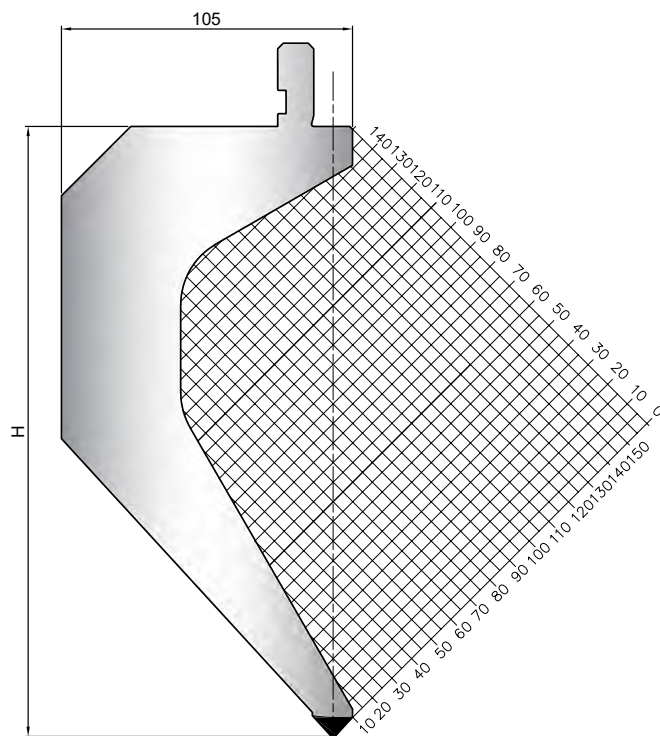
Acciaio / Steel: 1.2312 Quenched

Cod.	α	R	H	T/mt
12.960	85°	1.00	185.00	40



Acciaio / Steel: 1.2312 Quenched

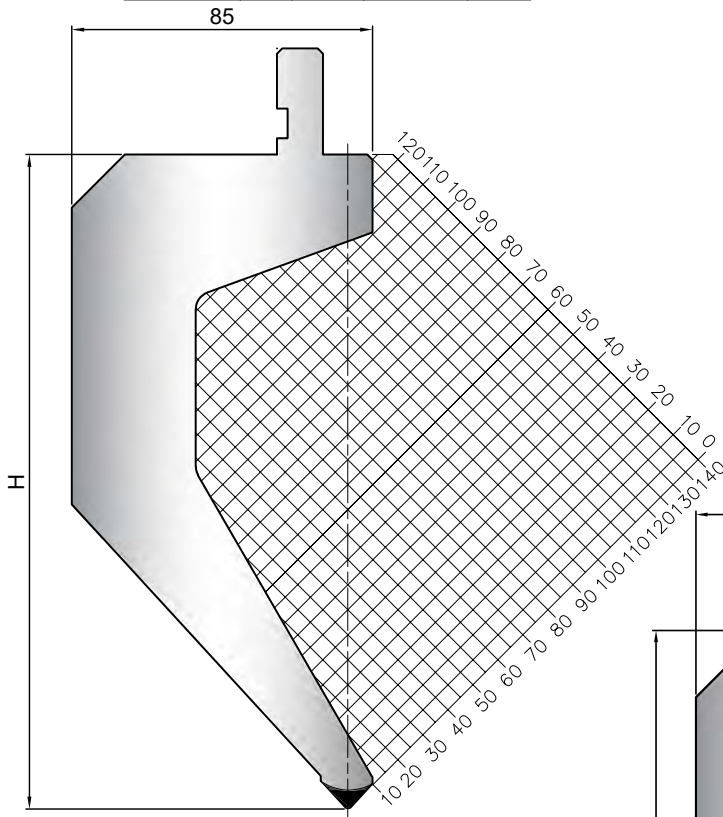
Cod.	α	R	H	T/mt
13.111	85°	1.50	220.00	85



Frazionatura 500 mm è presente sulla pagina successiva
500 mm sectioning is shown on the next page

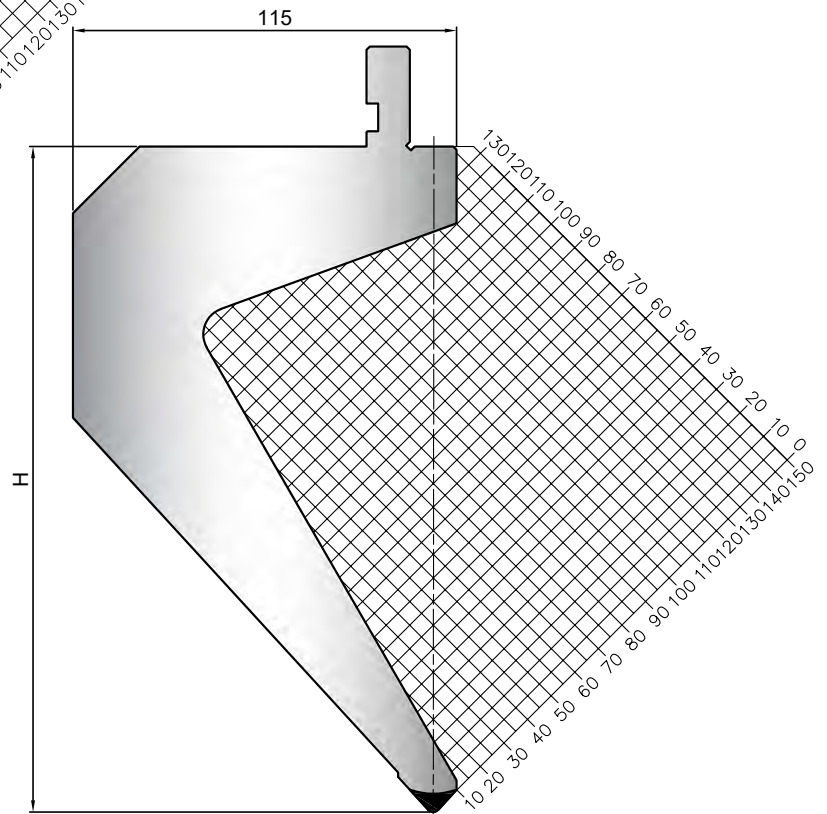
Acciaio / Steel: 1.2312 Quenched

Cod.	α	R	H	T/mt
10.305	85°	1.00	185.00	60



Acciaio / Steel: 1.2312 Quenched

Cod.	α	R	H	T/mt
10.306	85°	1.00	200.00	70


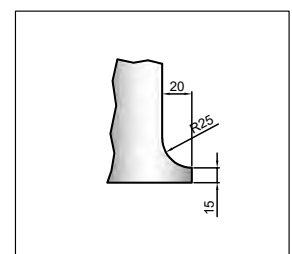


505 mm



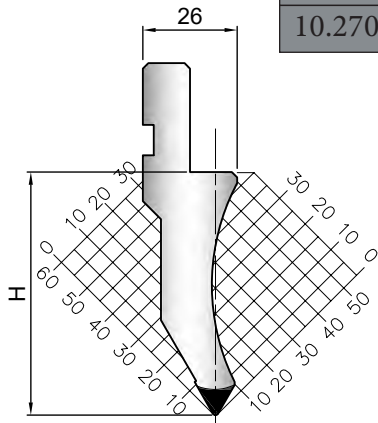
500 mm Sect.

 Schema scarpette frazionato standard
Horns scheme standard sectioning



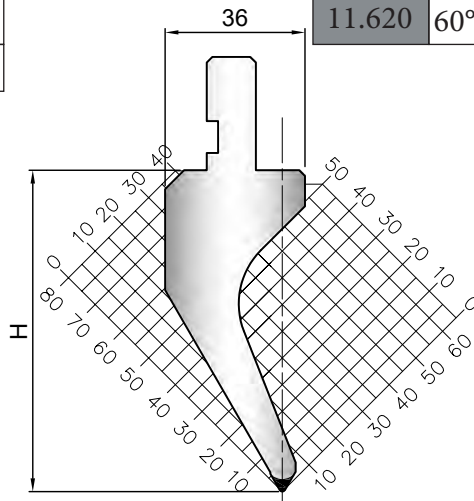
Acciaio / Steel: C45

Cod.	α	R	H	T/mt
10.260	60°	0.80	67.00	80
10.270	60°	2.00	67.00	80



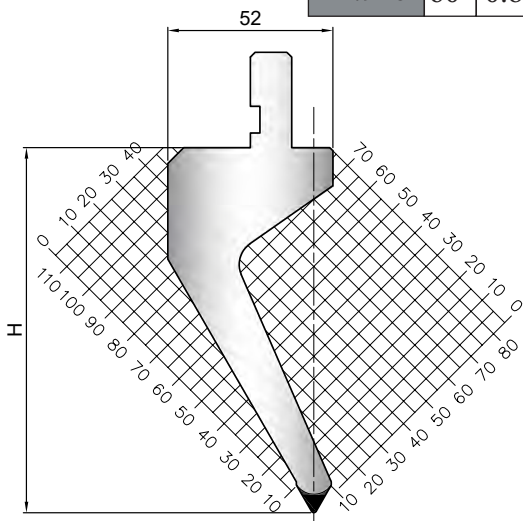
Acciaio / Steel: 1.2312 Quenched

Cod.	α	R	H	T/mt
11.620	60°	0.80	85.00	40



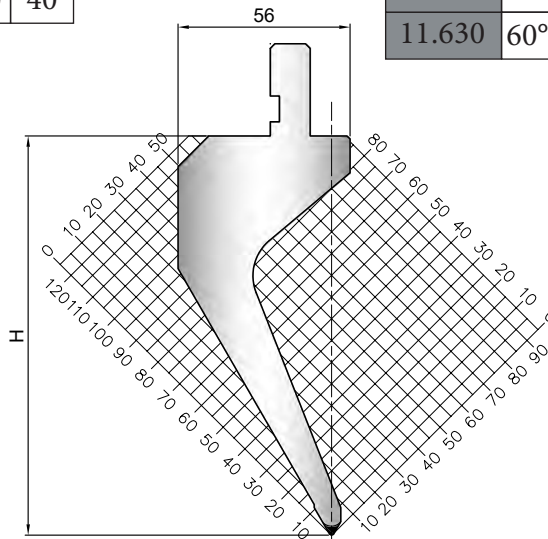
Acciaio / Steel: 1.2312 Quenched

Cod.	α	R	H	T/mt
12.720	60°	0.80	115.00	40



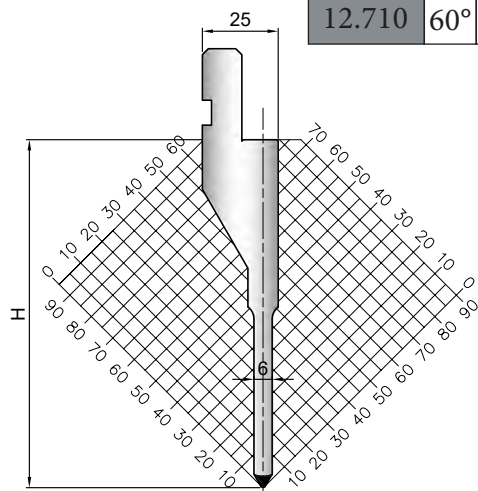
Acciaio / Steel: 1.2312 Quenched

Cod.	α	R	H	T/mt
11.630	60°	0.80	130.00	40



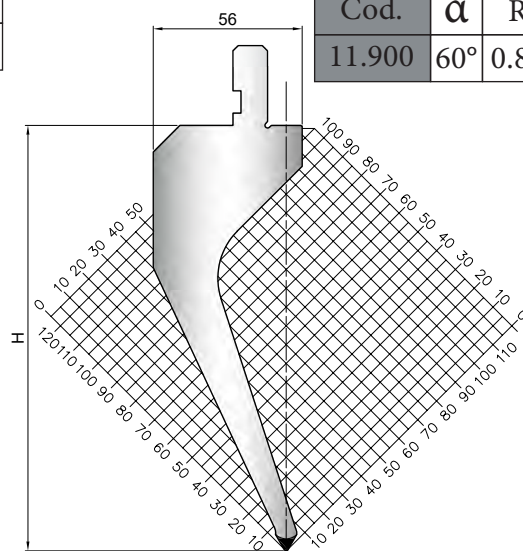
Acciaio / Steel: 1.2312 Quenched

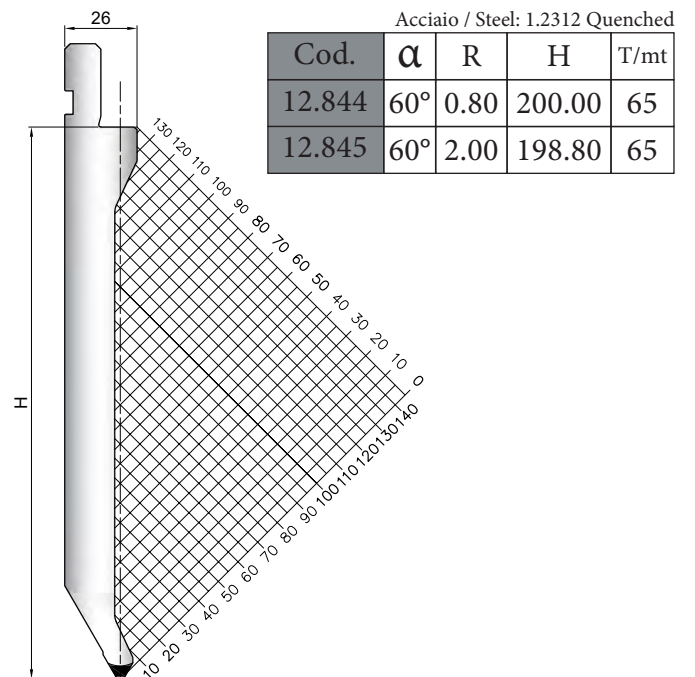
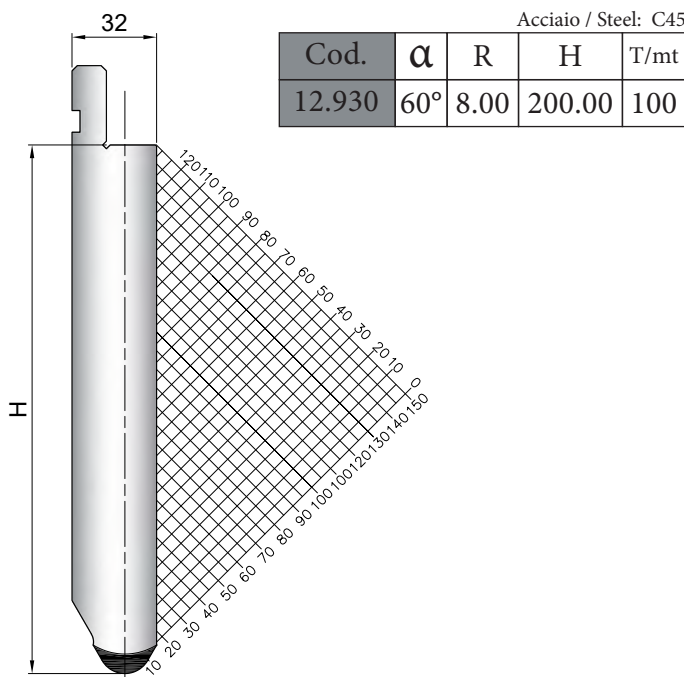
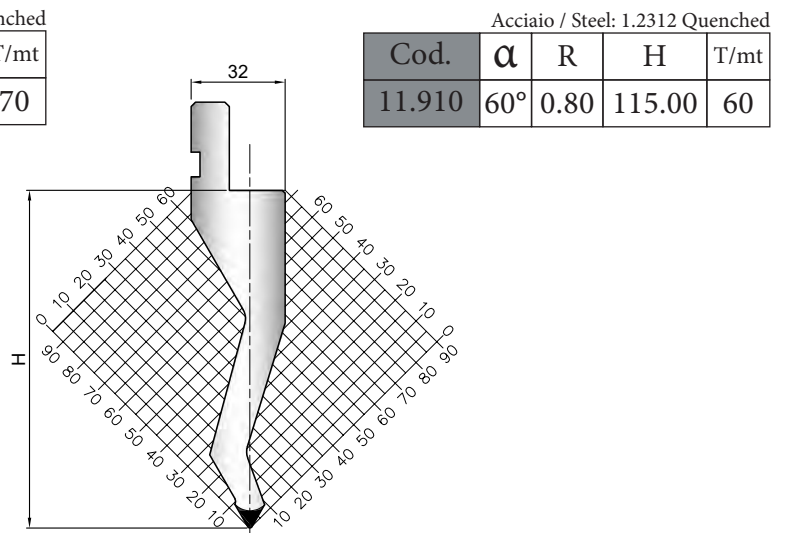
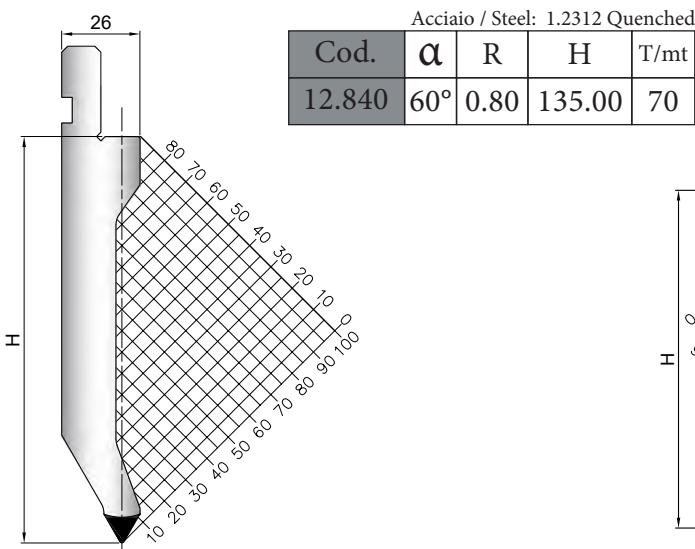
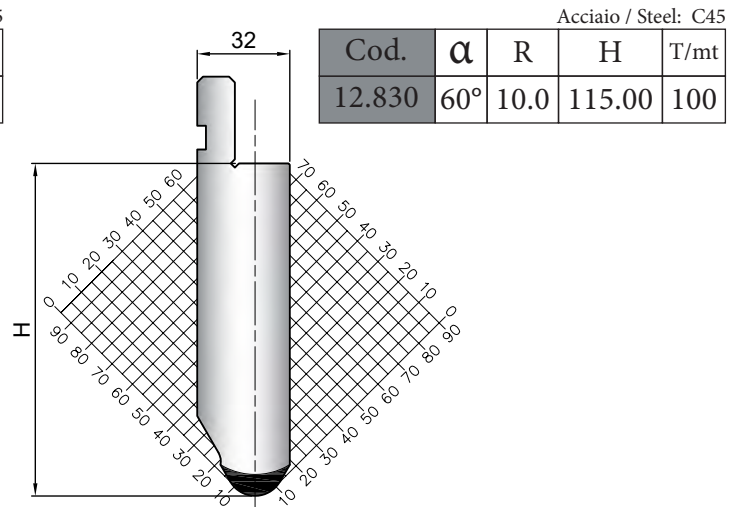
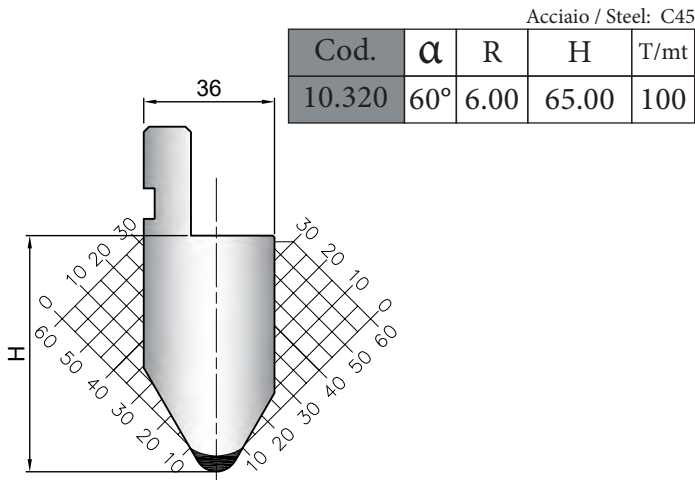
Cod.	α	R	H	T/mt
12.710	60°	0.80	115.00	50



Acciaio / Steel: 1.2312 Quenched

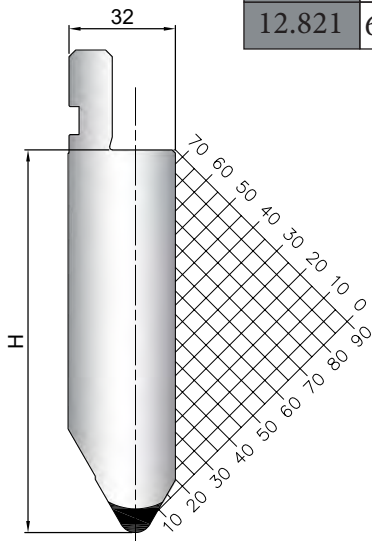
Cod.	α	R	H	T/mt
11.900	60°	0.80	160.00	40





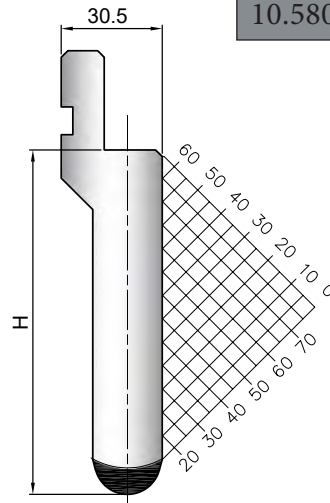
Acciaio / Steel: C45

Cod.	α	R	H	T/mt
12.821	60°	5.0	115.00	100



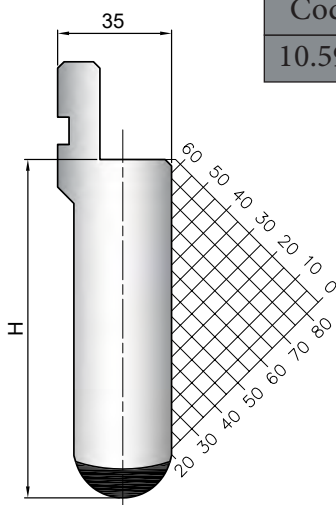
Acciaio / Steel: C45

Cod.	α	R	H	T/mt
10.580	60°	10.0	104.00	100



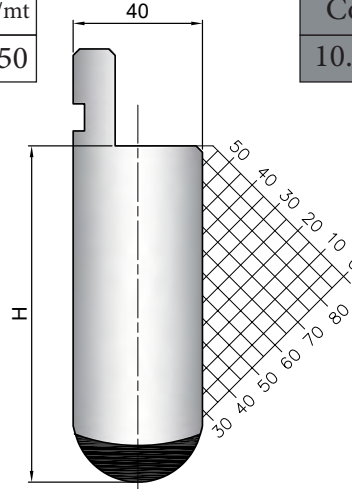
Acciaio / Steel: C45

Cod.	α	R	H	T/mt
10.590	60°	15.0	104.00	150



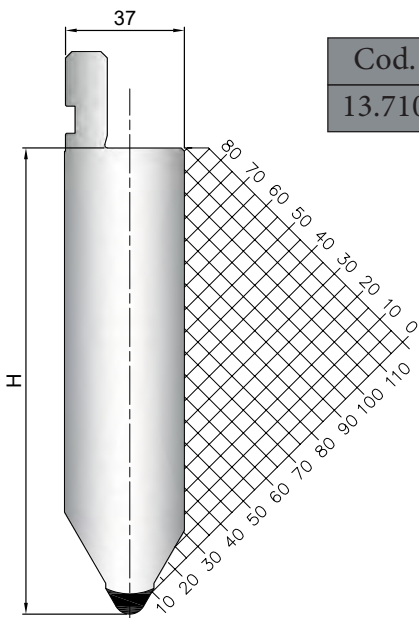
Acciaio / Steel: C45

Cod.	α	R	H	T/mt
10.595	60°	20.0	104.00	150



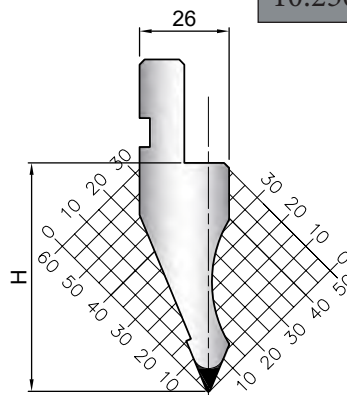
Acciaio / Steel: 1.2312 Quenched

Cod.	α	R	H	T/mt
13.710	60°	5.00	145.00	160



Acciaio / Steel: C45

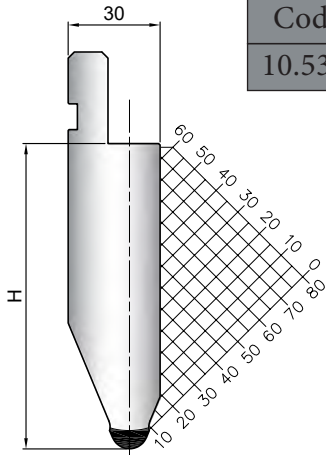
Cod.	α	R	H	T/mt
10.240	45°	0.50	64.40	80
10.250	45°	1.50	65.20	80





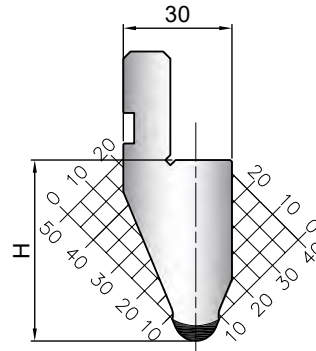
Acciaio / Steel: C45

Cod.	α	R	H	T/mt
10.530	45°	6.00	100.00	100



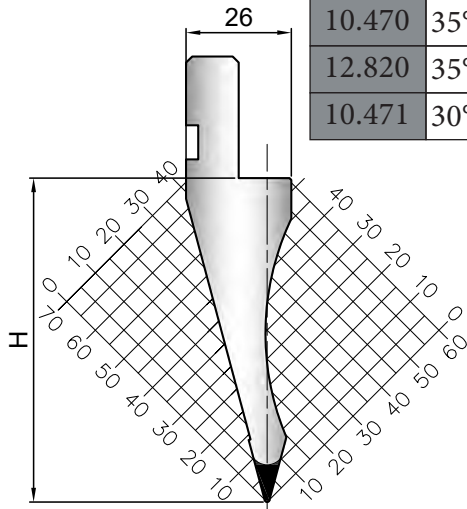
Acciaio / Steel: C45

Cod.	α	R	H	T/mt
10.540	45°	6.00	50.00	100



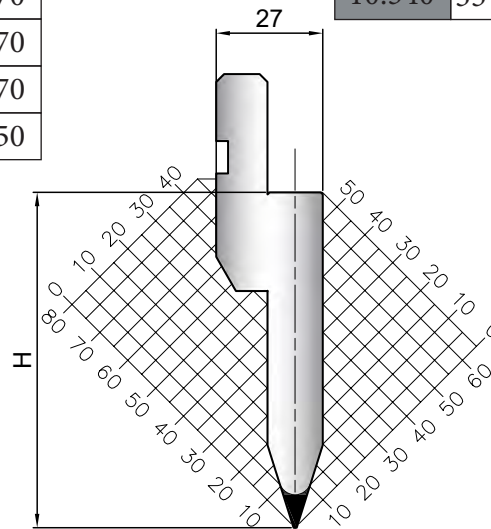
Acciaio / Steel: C45

Cod.	α	R	H	T/mt
10.350	35°	0.50	80.00	70
10.470	35°	0.80	90.00	70
12.820	35°	1.50	90.00	70
10.471	30°	0.60	90.00	50



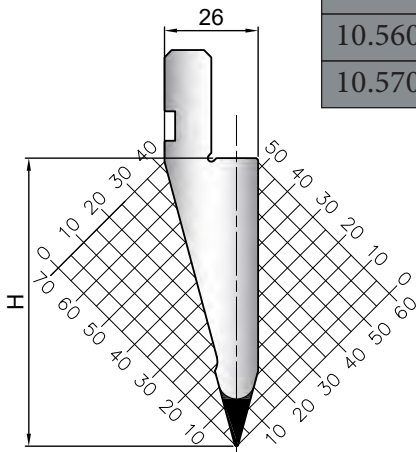
Acciaio / Steel: C45

Cod.	α	R	H	T/mt
10.340	35°	0.80	85.00	100



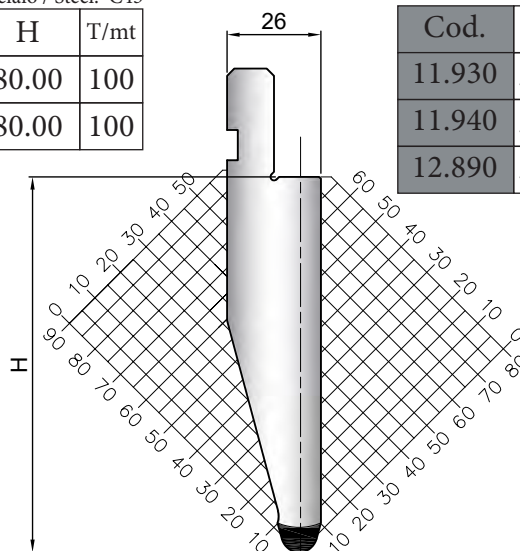
Acciaio / Steel: C45

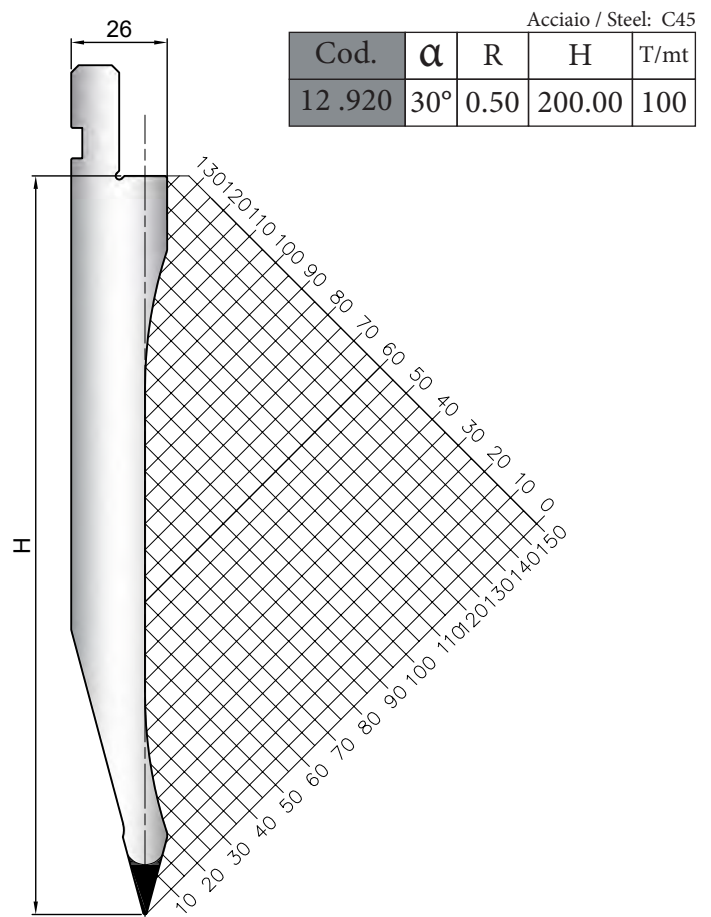
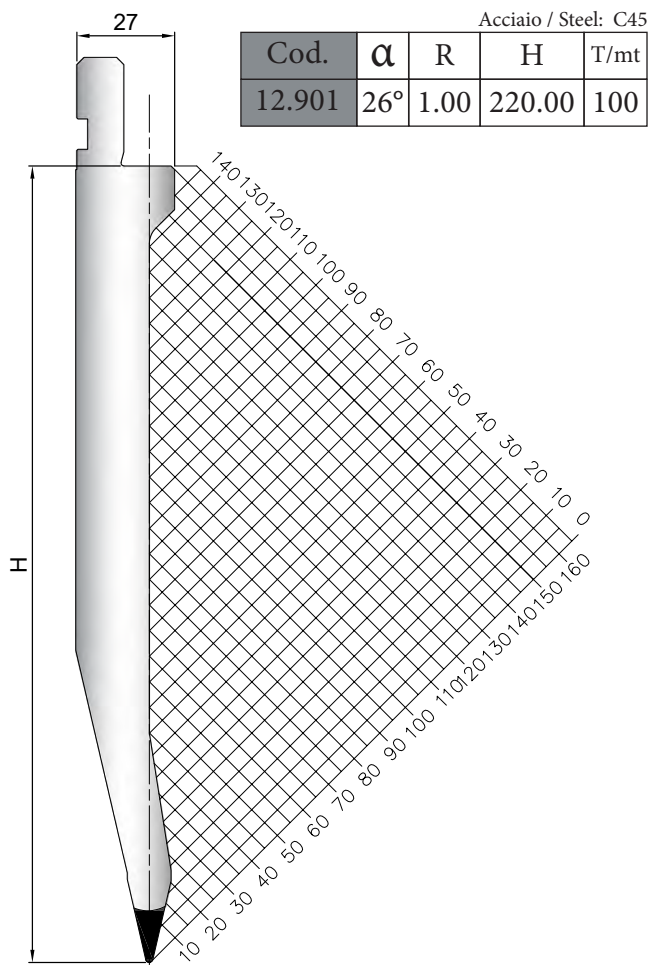
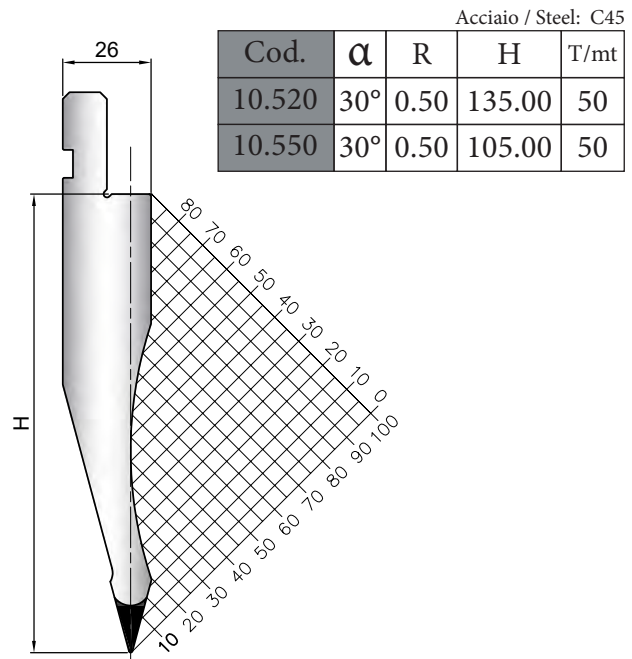
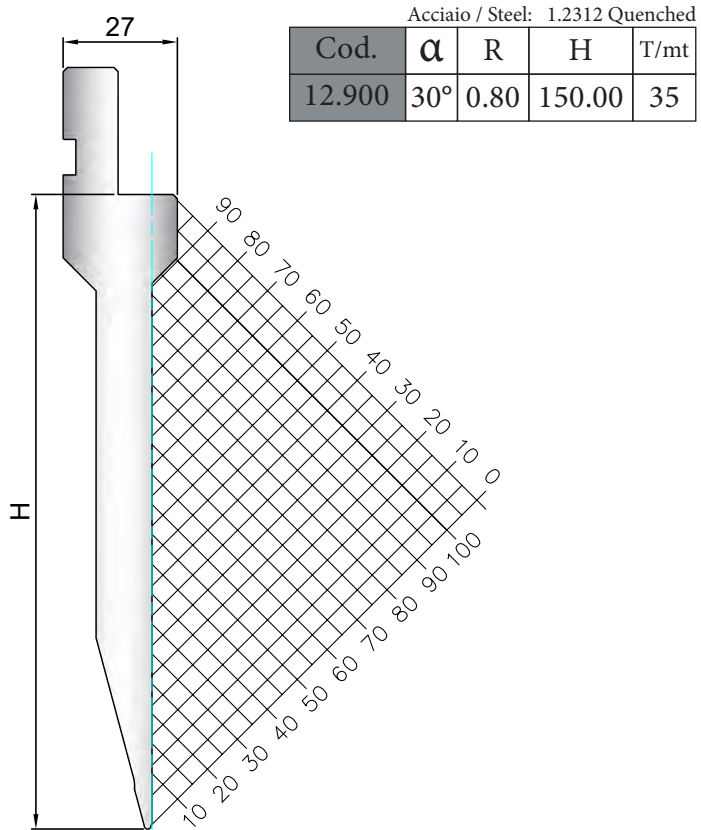
Cod.	α	R	H	T/mt
10.560	30°	0.50	80.00	100
10.570	30°	3.00	80.00	100



Acciaio / Steel: C45

Cod.	α	R	H	T/mt
11.930	30°	0.60	104.00	100
11.940	30°	5.00	104.00	100
12.890	30°	3.00	104.00	100

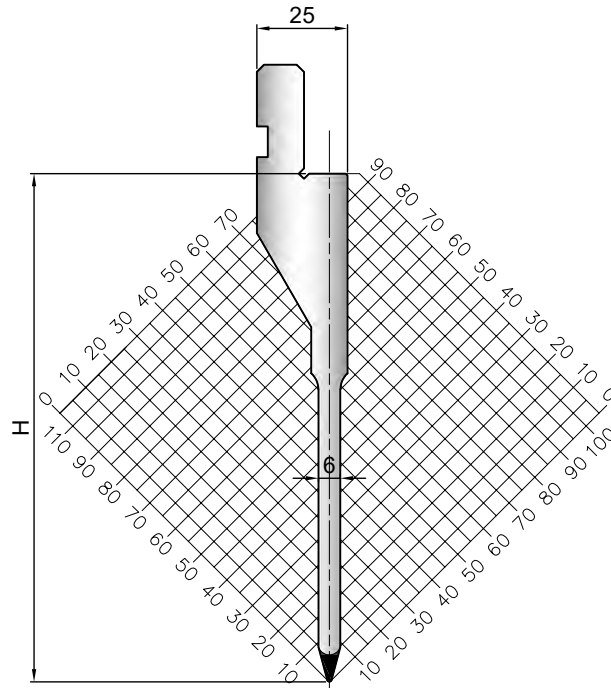






Acciaio / Steel: 1.2312 Quenched

Cod.	α	R	H	T/mt
10.860	30°	0.60	140.00	40

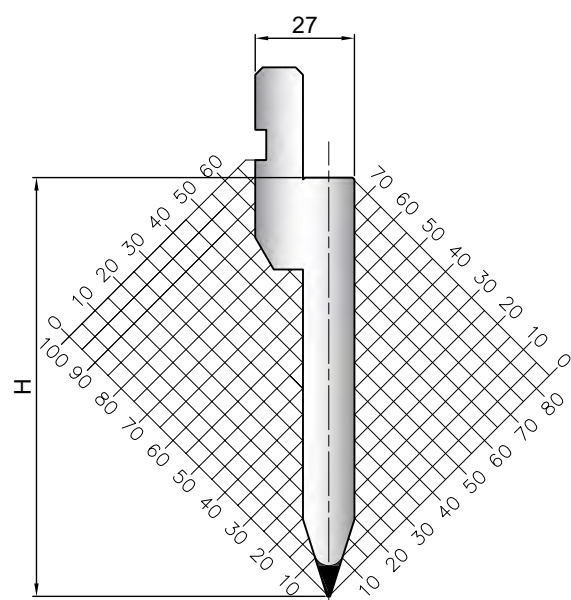
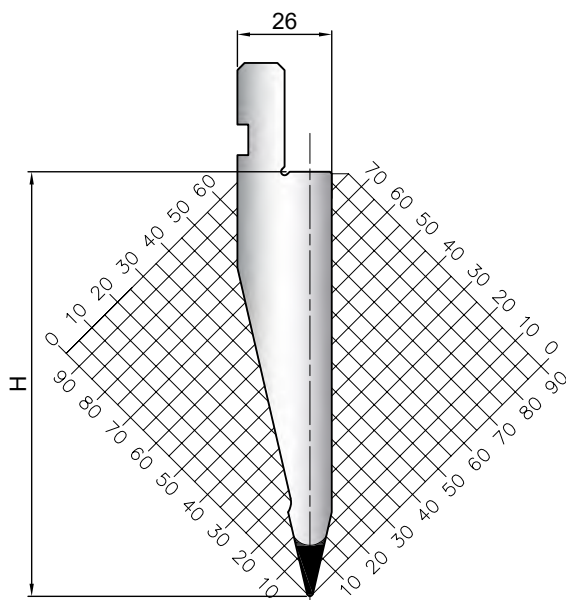


Acciaio / Steel: C45

Cod.	α	R	H	T/mt
11.780	26°	0.80	117.00	100
11.920	26°	3.00	117.00	100

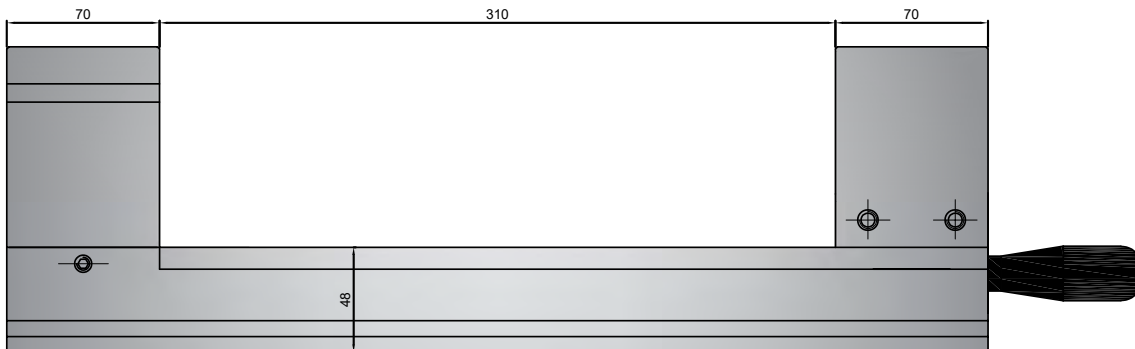
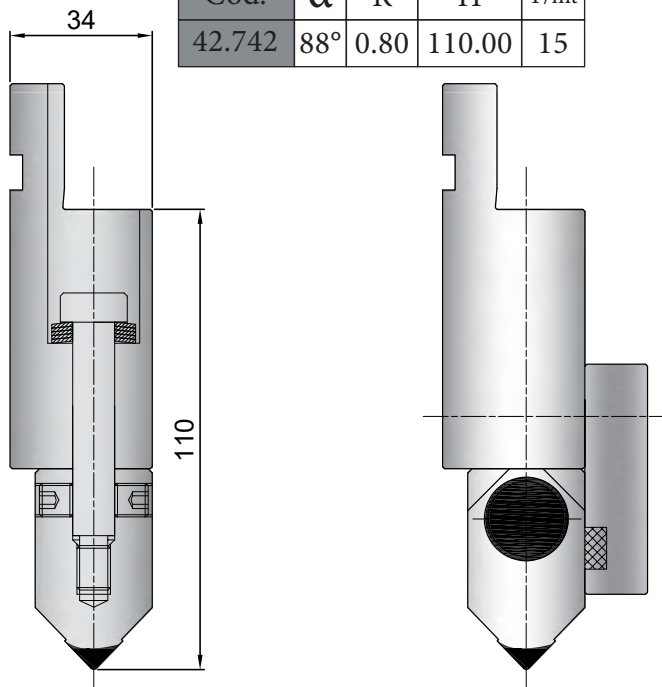
Acciaio / Steel: C45

Cod.	α	R	H	T/mt
10.330	26°	0.80	117.00	100



Acciaio / Steel: C45

Cod.	α	R	H	T/mt
42.742	88°	0.80	110.00	15

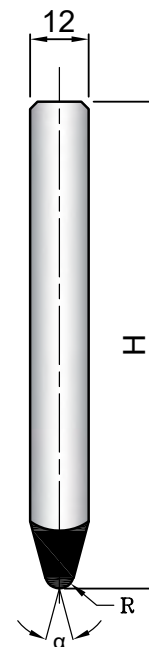
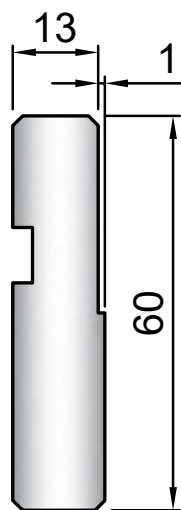


Supporti per lame - Blade holder



Acciaio / Steel: C45

Cod.	T/mt
10.440	100




Supporto / Holder

500 mm



488 mm Sect.




Lama / Blade

500 mm



550 mm Sect.



Acciaio / Steel: 1.2312 Quenched

Cod.	α	R	H	T/mt
13.500	28°	0.50	100.00	100
13.501	28°	1.00	100.00	100
13.502	28°	2.00	100.00	100
13.503	28°	3.00	100.00	100
13.504	28°	4.00	100.00	100
13.505	28°	5.00	100.00	100
13.506	28°	6.00	100.00	100

Acciaio / Steel: 1.2312 Quenched


Cod.	α	R	H	T/mt
13.520	84°	1.00	100.00	100


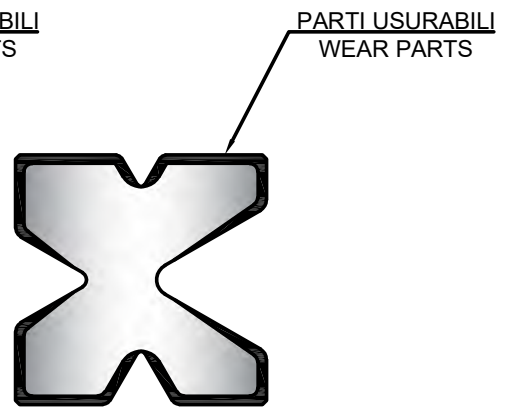
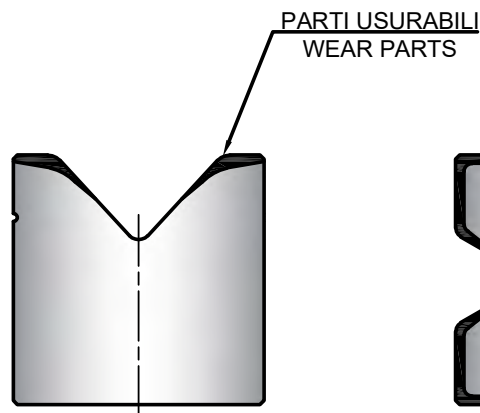
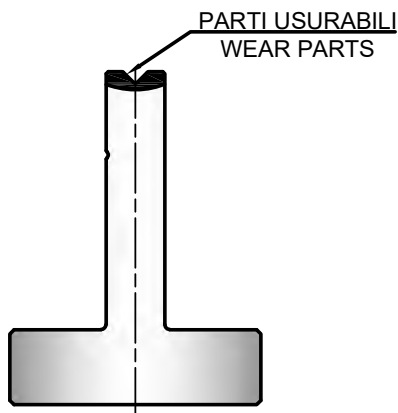
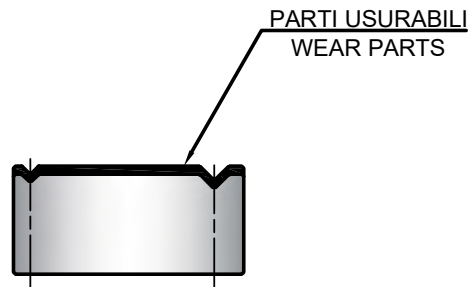
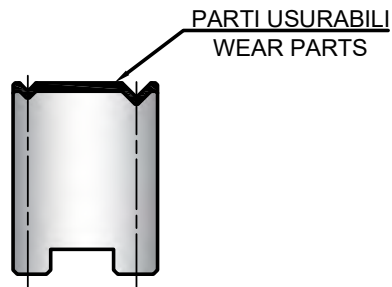
Acciaio / Steel: 1.2312 Quenched

Cod.	α	R	H	T/mt
13.530	86°	1.00	100.00	100

Acciaio / Steel: 1.2312 Quenched

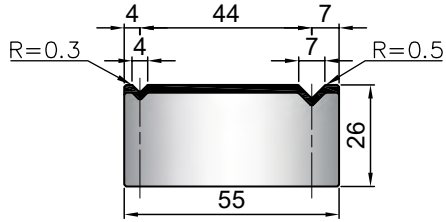
Cod.	α	R	H	T/mt
13.550	90°	0.50	100.00	100
13.551	90°	1.00	100.00	100
13.552	90°	1.50	100.00	100
13.553	90°	2.00	100.00	100

 Le matrici standard sono disponibili a magazzino nelle lunghezze di: 415 mm - 835 mm - 805 mm frazionato
The standard dies are available in the following lengths: 415 mm - 835 mm - 805 mm sectioned



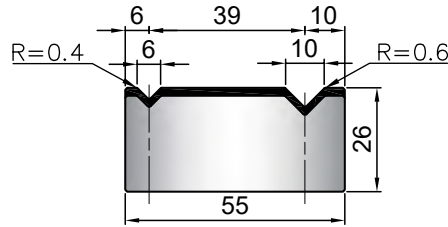
Acciaio / Steel: C45

Cod.	α	V	T/mt
20.100	90°	4 / 7	100



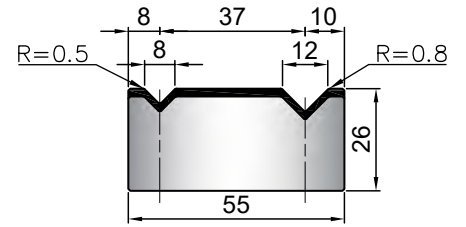
Acciaio / Steel: C45

Cod.	α	V	T/mt
20.110	90°	6 / 10	100



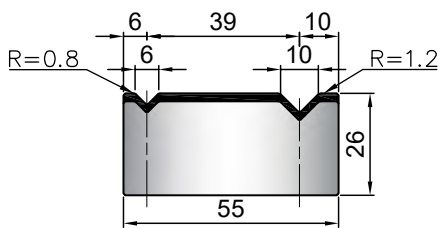
Acciaio / Steel: C45

Cod.	α	V	T/mt
20.120	90°	8 / 12	100



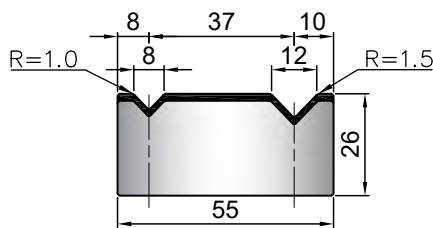
Acciaio / Steel: C45

Cod.	α	V	T/mt
20.460	88°	6 / 10	100



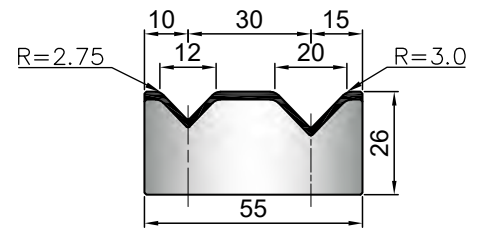
Acciaio / Steel: C45

Cod.	α	V	T/mt
20.410	88°	8 / 12	100



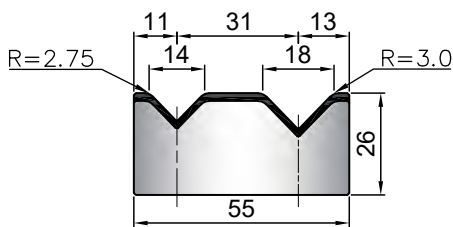
Acciaio / Steel: C45

Cod.	α	V	T/mt
20.130	88°	12 / 20	100



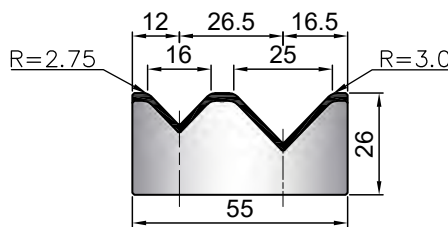
Acciaio / Steel: C45

Cod.	α	V	T/mt
20.320	88°	14 / 18	100



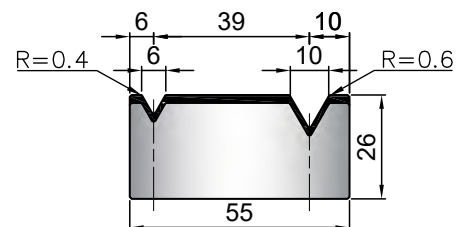
Acciaio / Steel: C45

Cod.	α	V	T/mt
20.140	88°	16 / 25	100



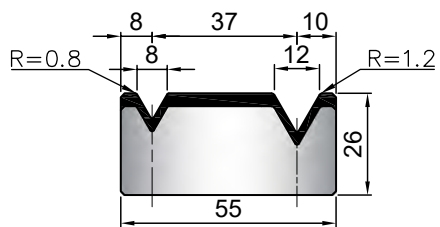
Acciaio / Steel: C45

Cod.	α	V	T/mt
20.150	60°	6 / 10	60



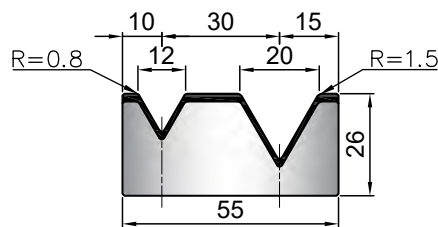
Acciaio / Steel: C45

Cod.	α	V	T/mt
20.160	60°	8 / 12	75



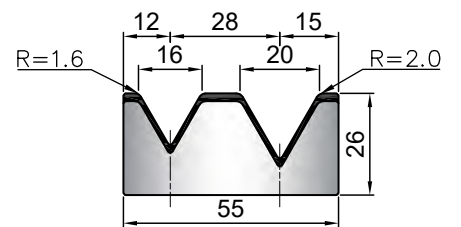
Acciaio / Steel: C45

Cod.	α	V	T/mt
20.330	60°	12 / 20	75

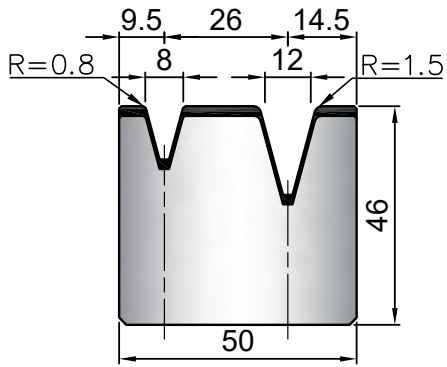


Acciaio / Steel: C45

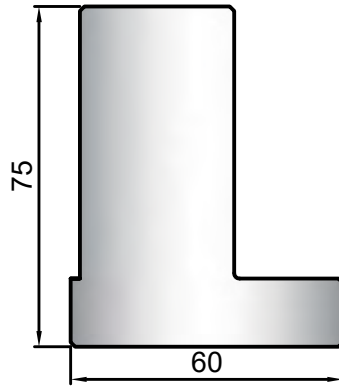
Cod.	α	V	T/mt
20.170	60°	16 / 20	80



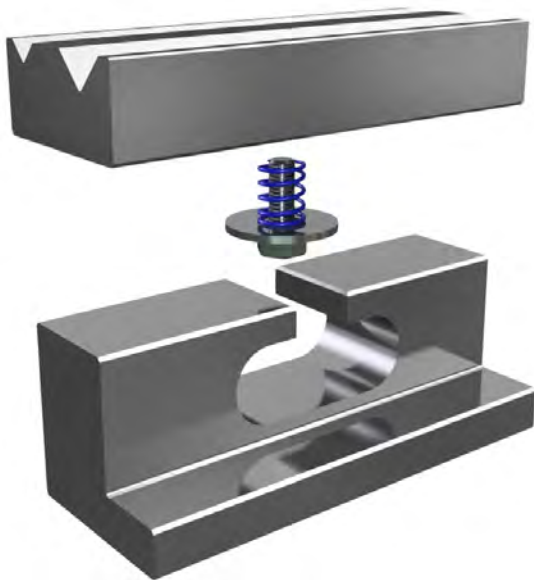
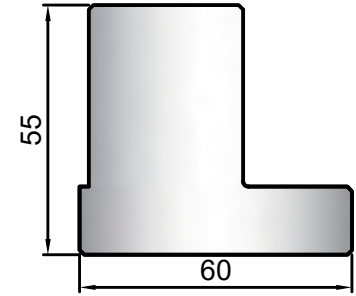
Acciaio / Steel: C45			
Cod.	α	V	T/mt
20.470	30°	8 / 12	40



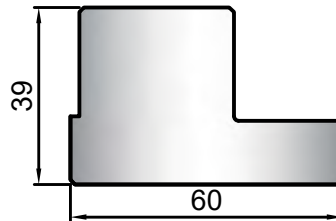
Acciaio / Steel: C45	
Cod.	
20.350	




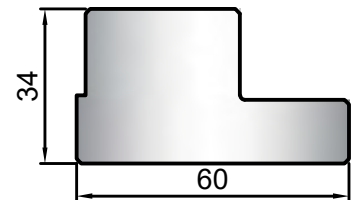
Acciaio / Steel: C45	
Cod.	
20.190	



Acciaio / Steel: C45	
Cod.	
20.390	

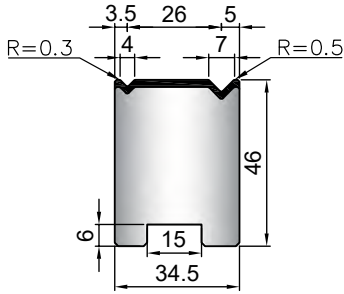


Acciaio / Steel: C45	
Cod.	
20.180	



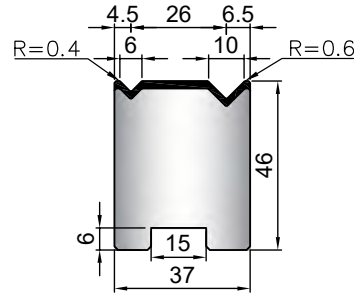
Acciaio / Steel: C45

Cod.	α	V	T/mt
20.480	90°	4 / 7	80



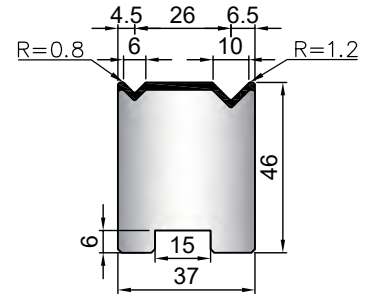
Acciaio / Steel: C45

Cod.	α	V	T/mt
20.490	90°	6 / 10	100



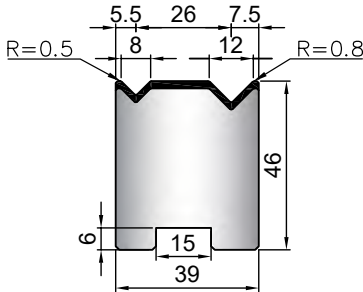
Acciaio / Steel: C45

Cod.	α	V	T/mt
20.500	88°	6 / 10	80



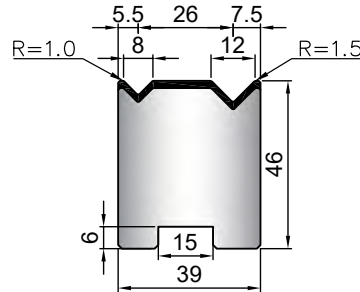
Acciaio / Steel: C45

Cod.	α	V	T/mt
20.510	90°	8 / 12	80



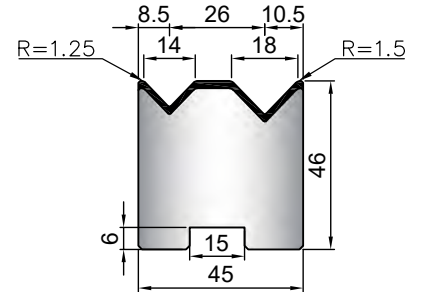
Acciaio / Steel: C45

Cod.	α	V	T/mt
20.520	88°	8 / 12	80



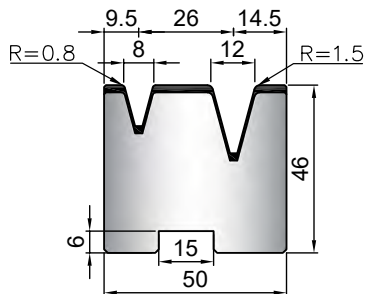
Acciaio / Steel: C45

Cod.	α	V	T/mt
20.530	88°	14 / 18	80



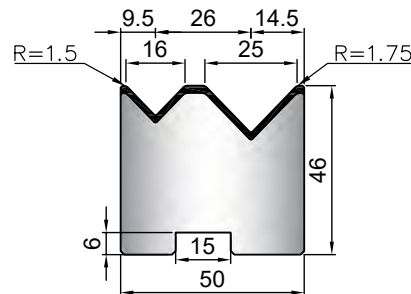
Acciaio / Steel: C45

Cod.	α	V	T/mt
20.560	30°	8 / 12	40



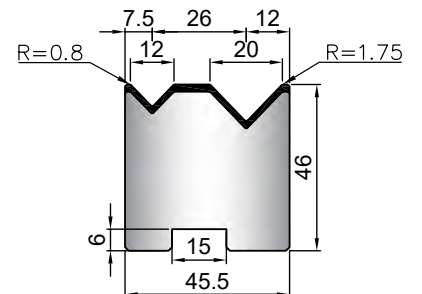
Acciaio / Steel: C45

Cod.	α	V	T/mt
20.550	88°	16 / 25	80



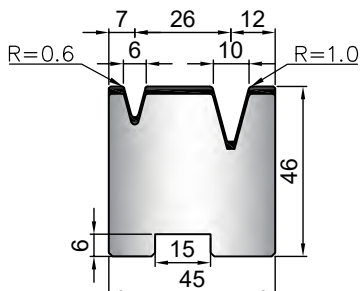
Acciaio / Steel: C45

Cod.	α	V	T/mt
20.540	88°	12 / 20	80



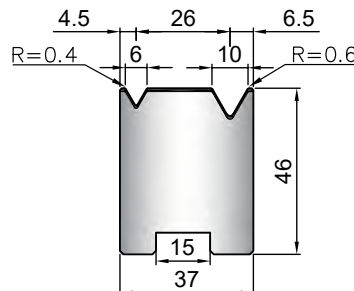
Acciaio / Steel: C45

Cod.	α	V	T/mt
20.570	30°	6 / 10	80



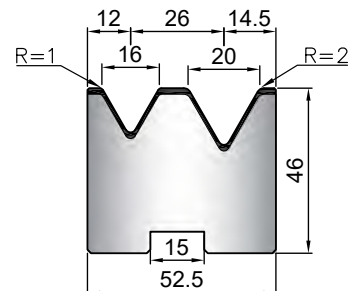
Acciaio / Steel: C45

Cod.	α	V	T/mt
20.610	60°	6 / 10	50



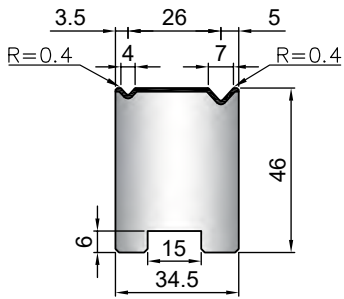
Acciaio / Steel: C45

Cod.	α	V	T/mt
20.620	60°	16 / 20	60



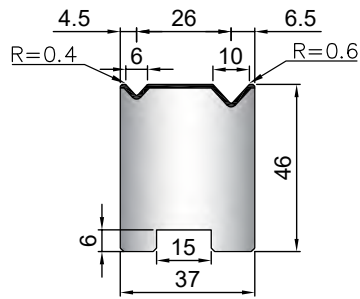
Acciaio / Steel: C45

Cod.	α	V	T/mt
20.481	85°	4 / 7	80



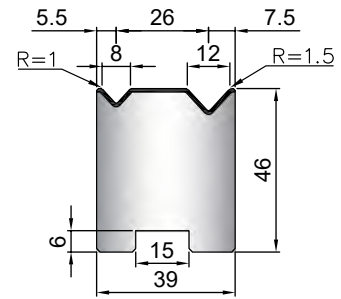
Acciaio / Steel: C45

Cod.	α	V	T/mt
20.491	85°	6 / 10	80



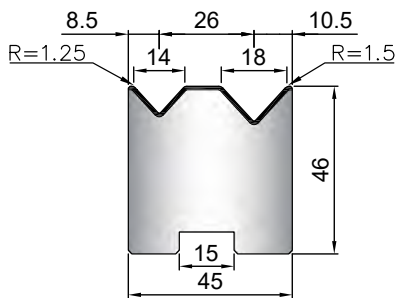
Acciaio / Steel: C45

Cod.	α	V	T/mt
20.521	85°	8 / 12	80



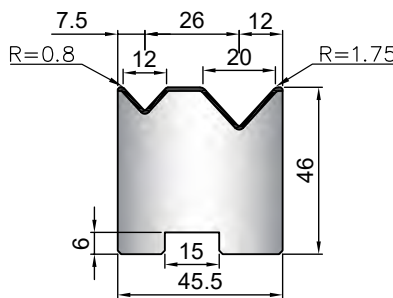
Acciaio / Steel: C45

Cod.	α	V	T/mt
20.531	85°	14 / 18	80



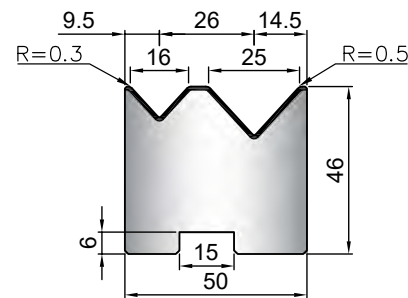
Acciaio / Steel: C45

Cod.	α	V	T/mt
20.541	85°	12 / 20	80



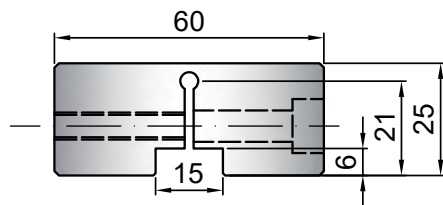
Acciaio / Steel: C45

Cod.	α	V	T/mt
20.551	85°	16 / 25	80



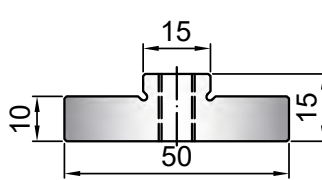
Acciaio / Steel: C45

Cod.
20.600




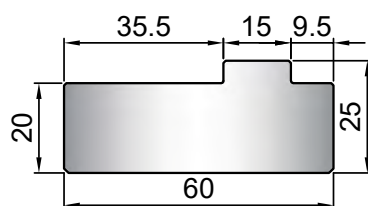
Acciaio / Steel: C45

Cod.
20.580



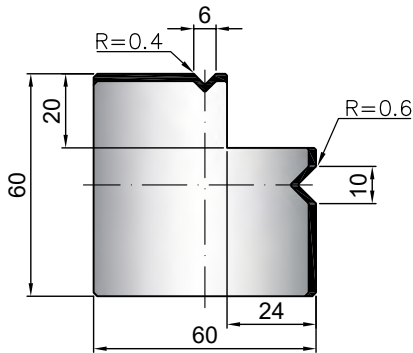
Acciaio / Steel: C45

Cod.
20.590



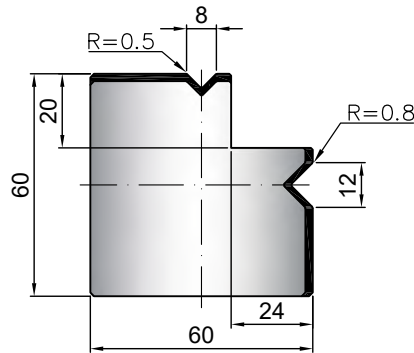
Acciaio / Steel: C45

Cod.	α	V	T/mt
20.280	90°	6 / 10	80



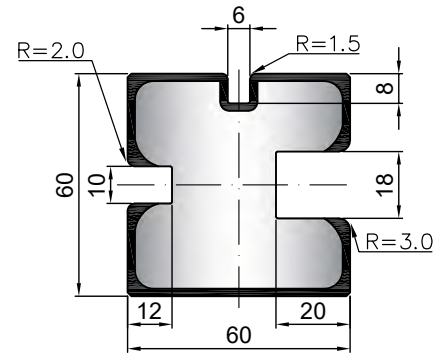
Acciaio / Steel: C45

Cod.	α	V	T/mt
20.290	90°	8 / 12	80



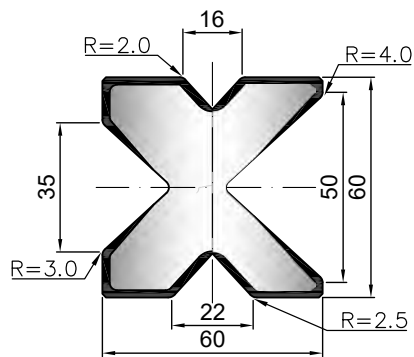
Acciaio / Steel: C45

Cod.	U	T/mt
20.310	6/10/18	100



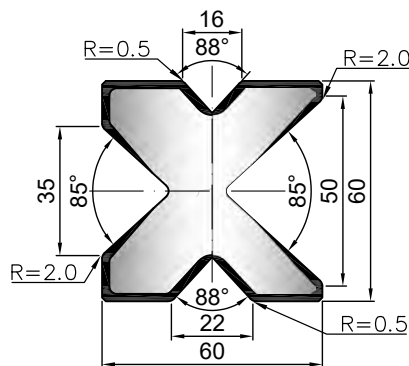
Acciaio / Steel: C45

Cod.	α	V	T/mt
20.670	85°	16/22/35/50	80



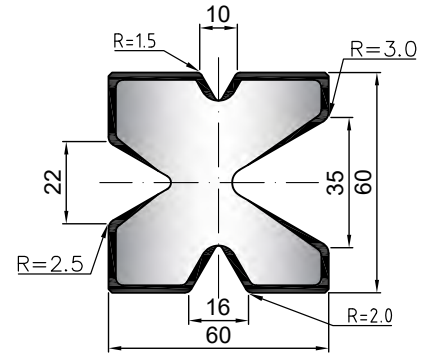
Acciaio / Steel: C45

Cod.	α	V	T/mt
20.300	85°/88°	16/22/35/50	80



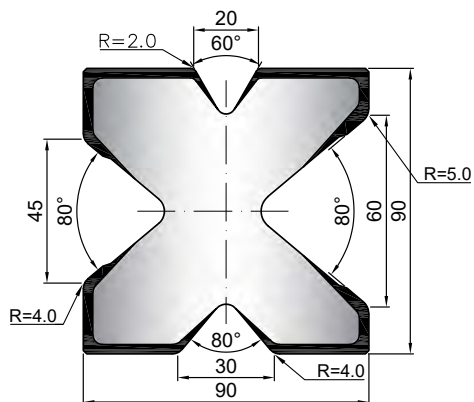
Acciaio / Steel: C45

Cod.	α	V	T/mt
20.340	60°	10/16/22/35	60



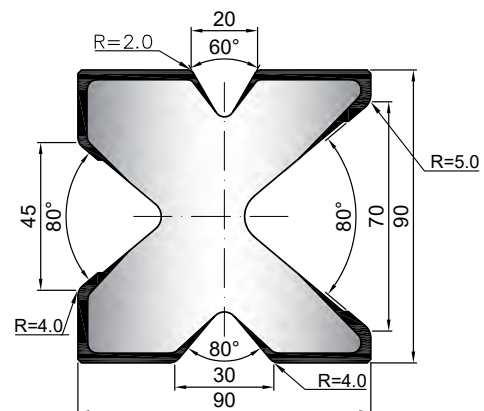
Acciaio / Steel: C45

Cod.	α	V	T/mt
20.671	80°/60°	20/30/45/60	100



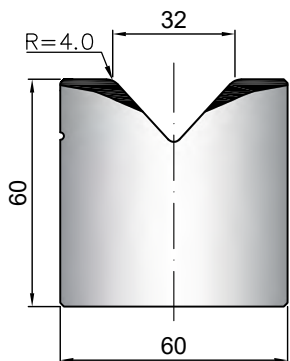
Acciaio / Steel: C45

Cod.	α	V	T/mt
20.672	80°/60°	20/30/45/70	100



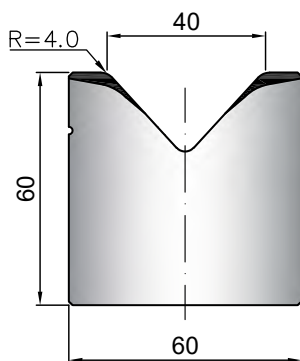
Acciaio / Steel: C45

Cod.	α	V	T/mt
20.200	85°	32	100



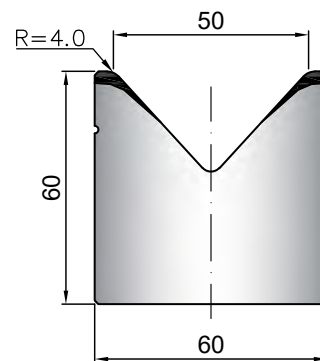
Acciaio / Steel: C45

Cod.	α	V	T/mt
20.210	85°	40	100



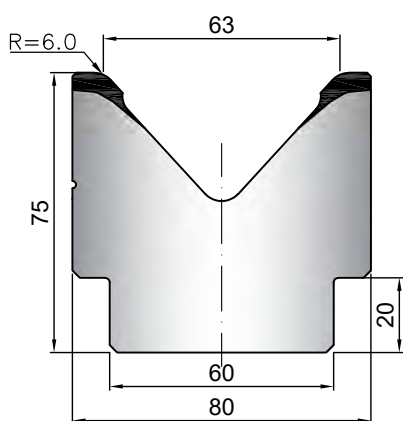
Acciaio / Steel: C45

Cod.	α	V	T/mt
20.220	85°	50	100



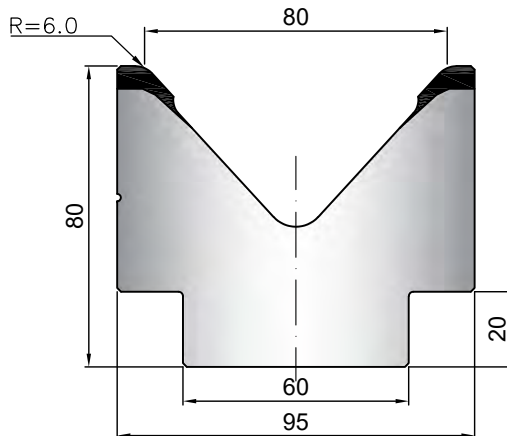
Acciaio / Steel: C45

Cod.	α	V	T/mt
20.230	85°	63	100



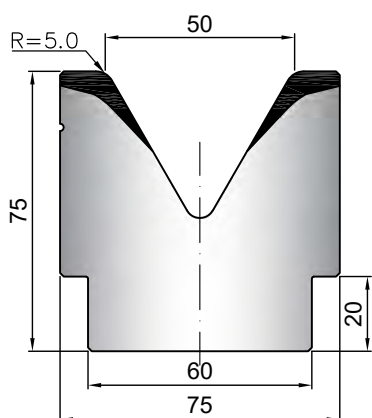
Acciaio / Steel: C45

Cod.	α	V	T/mt
20.240	85°	80	100



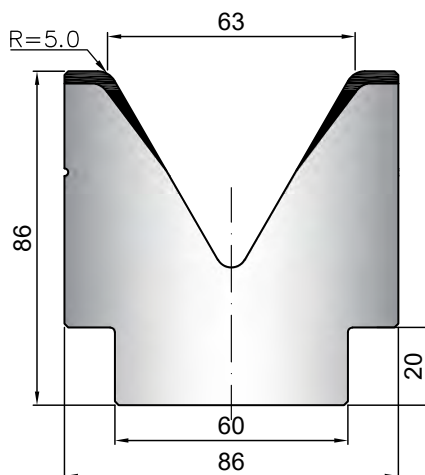
Acciaio / Steel: C45

Cod.	α	V	T/mt
20.820	60°	50	100



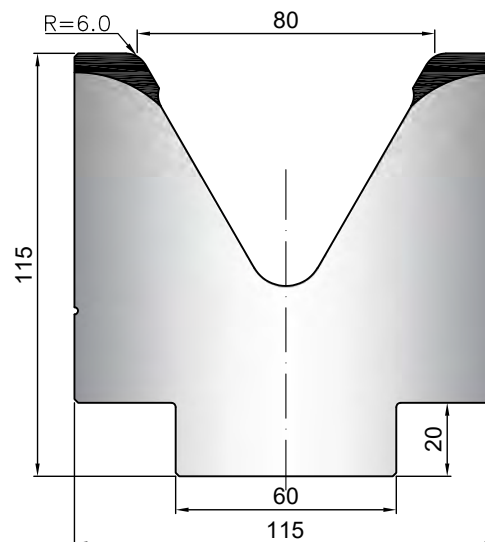
Acciaio / Steel: C45

Cod.	α	V	T/mt
20.830	60°	63	100



Acciaio / Steel: C45

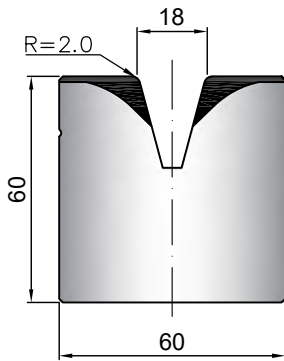
Cod.	α	V	T/mt
20.890	60°	80	100





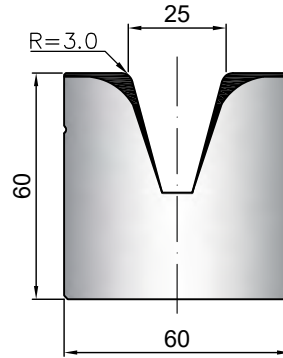
Acciaio / Steel: C45

Cod.	α	V	T/mt
20.860	30°	18	100



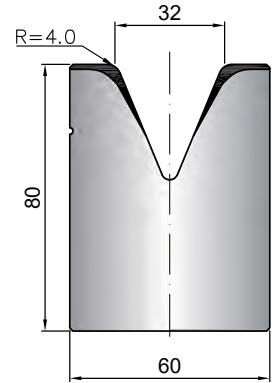
Acciaio / Steel: C45

Cod.	α	V	T/mt
20.870	30°	25	100



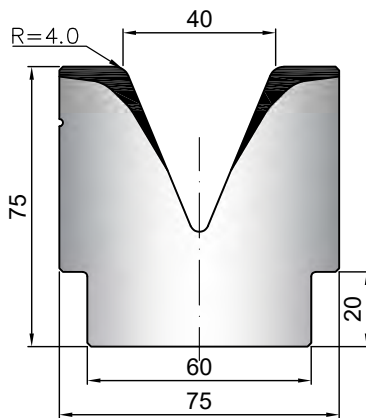
Acciaio / Steel: C45

Cod.	α	V	T/mt
20.880	45°	32	100



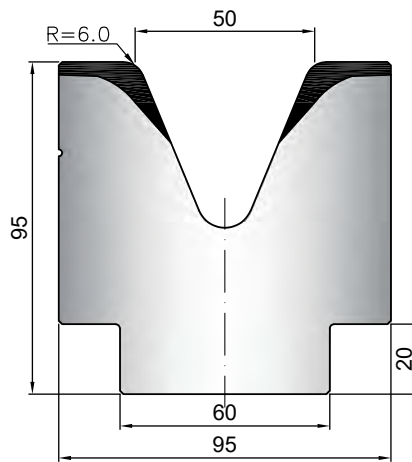
Acciaio / Steel: C45

Cod.	α	V	T/mt
20.810	45°	40	100



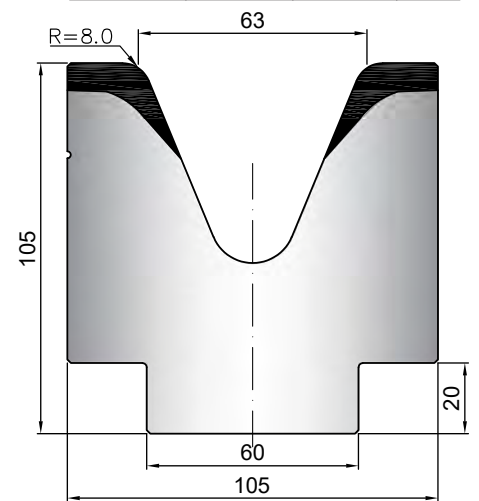
Acciaio / Steel: C45

Cod.	α	V	T/mt
21.180	45°	50	100



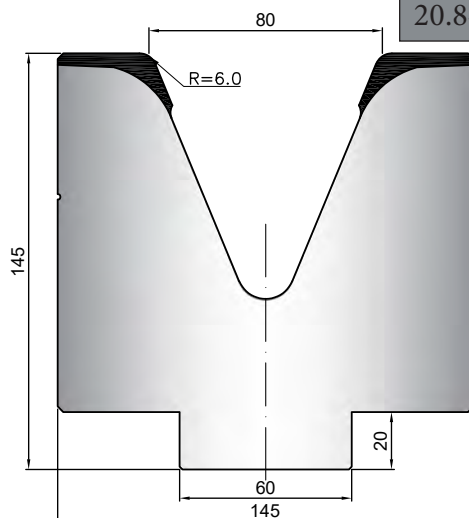
Acciaio / Steel: C45

Cod.	α	V	T/mt
21.170	45°	63	100



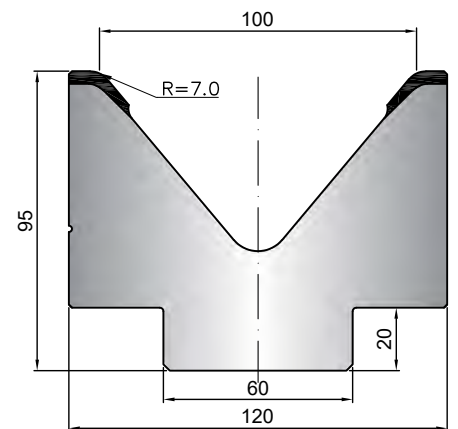
Acciaio / Steel: C45

Cod.	α	V	T/mt
20.840	45°	80	100



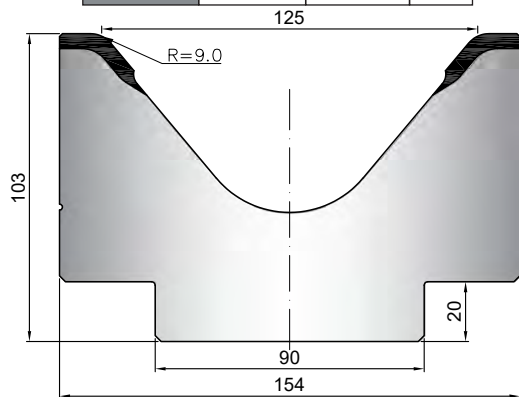
Acciaio / Steel: C45

Cod.	α	V	T/mt
20.250	80°	100	100



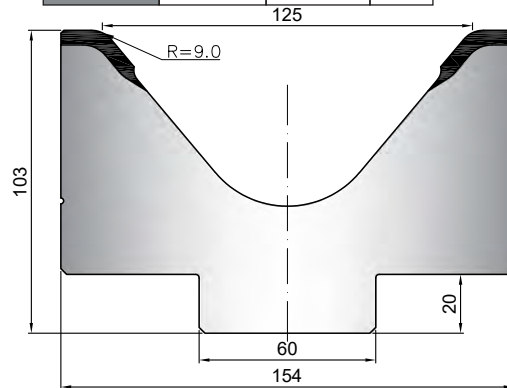
Acciaio / Steel: C45

Cod.	α	V	T/mt
20.260	80°	125	100



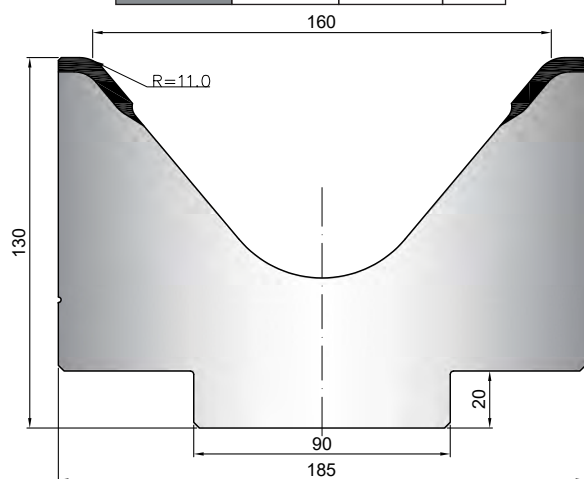
Acciaio / Steel: C45

Cod.	α	V	T/mt
20.261	80°	125	100



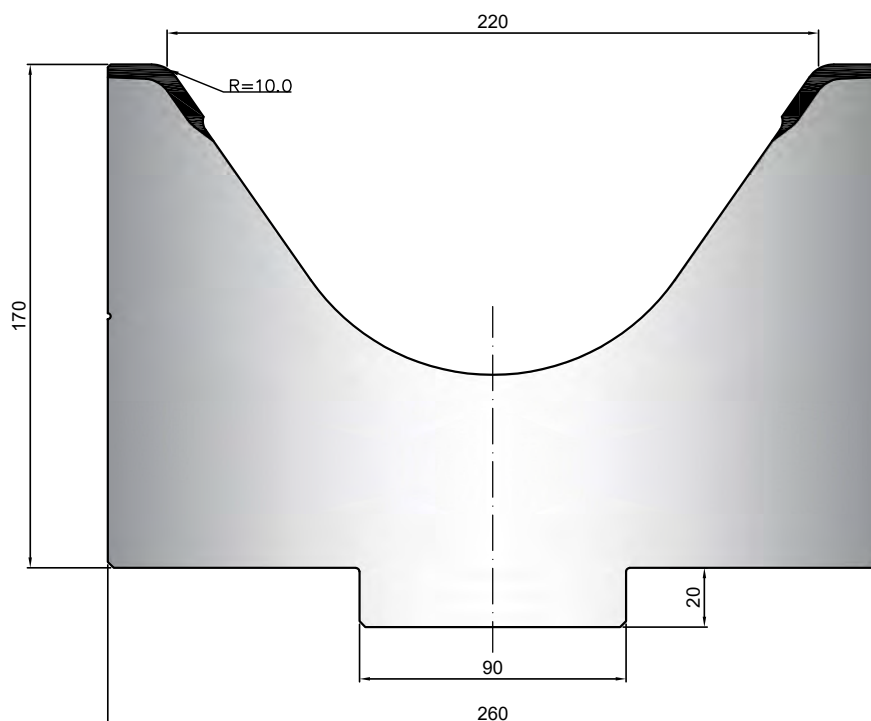
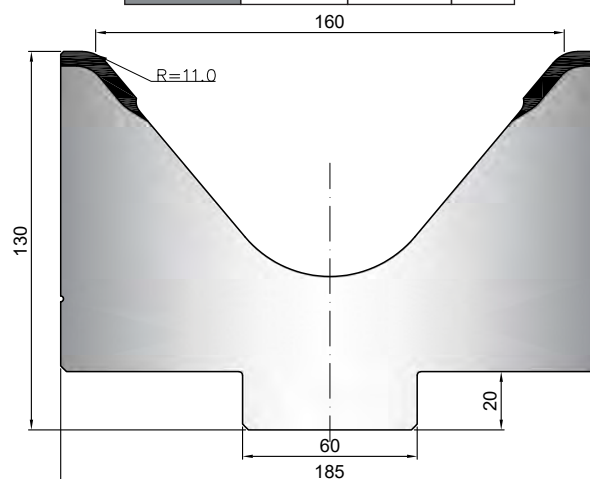
Acciaio / Steel: C45

Cod.	α	V	T/mt
20.270	80°	160	100



Acciaio / Steel: C45

Cod.	α	V	T/mt
20.271	80°	160	100

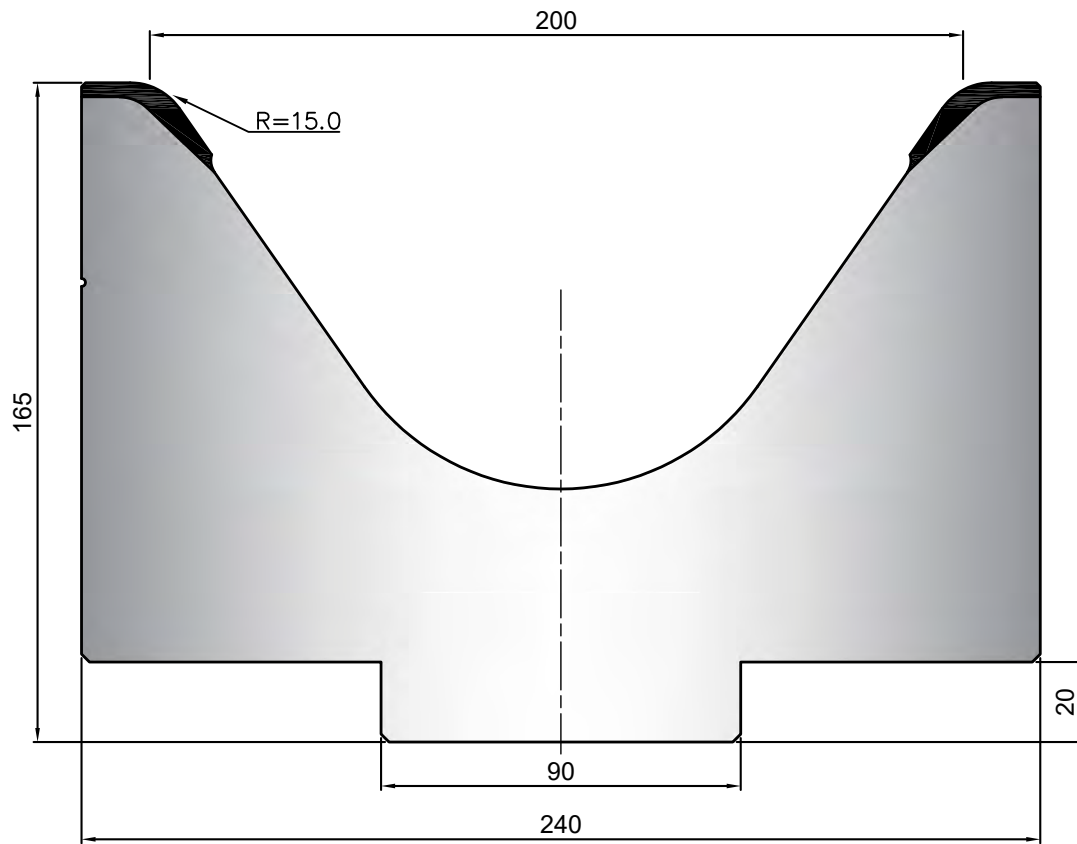


Acciaio / Steel: 1.2312 Quenched

Cod.	α	V	T/mt
72.900	70°	220	200

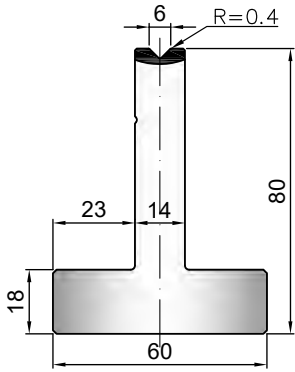
Acciaio / Steel: C45

Cod.	α	V	T/mt
73.900	70°	200	200



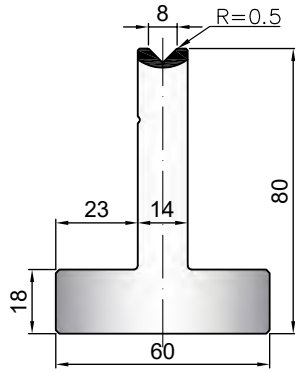
Acciaio / Steel: C45

Cod.	α	T/mt	Kg/mt
30.100	90°	100	15.5



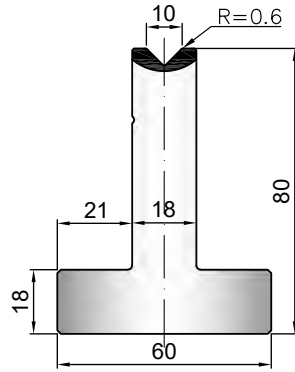
Acciaio / Steel: C45

Cod.	α	T/mt	Kg/mt
30.110	90°	100	15.5



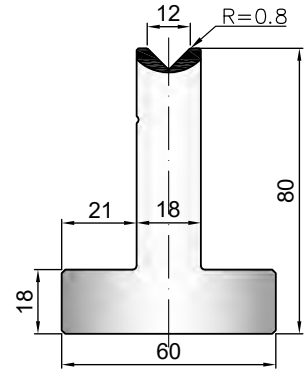
Acciaio / Steel: C45

Cod.	α	T/mt	Kg/mt
30.120	90°	100	17



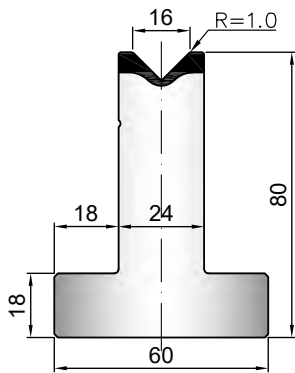
Acciaio / Steel: C45

Cod.	α	T/mt	Kg/mt
30.130	90°	100	17



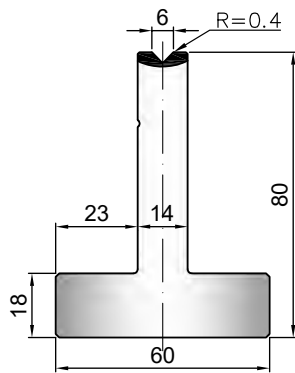
Acciaio / Steel: C45

Cod.	α	T/mt	Kg/mt
30.140	90°	100	20



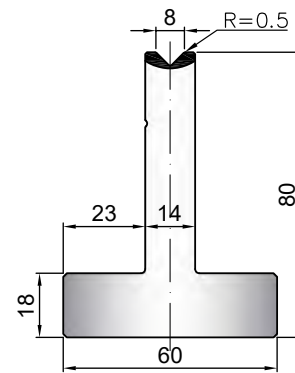
Acciaio / Steel: C45

Cod.	α	T/mt	Kg/mt
30.800	88°	100	15.5



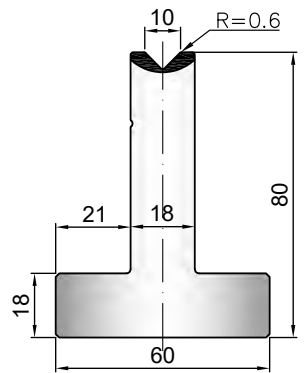
Acciaio / Steel: C45

Cod.	α	T/mt	Kg/mt
30.810	88°	100	15.5



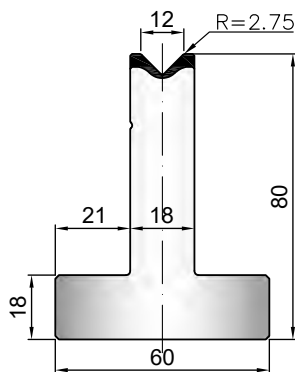
Acciaio / Steel: C45

Cod.	α	T/mt	Kg/mt
30.820	88°	100	17



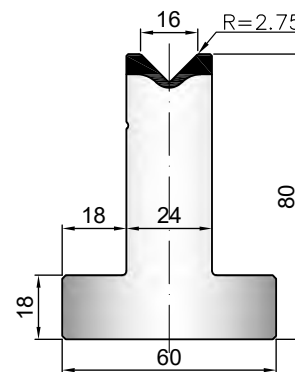
Acciaio / Steel: C45

Cod.	α	T/mt	Kg/mt
30.150	88°	100	17



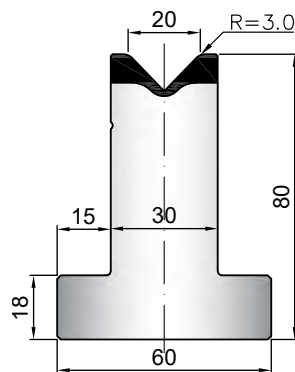
Acciaio / Steel: C45

Cod.	α	T/mt	Kg/mt
30.160	88°	100	20



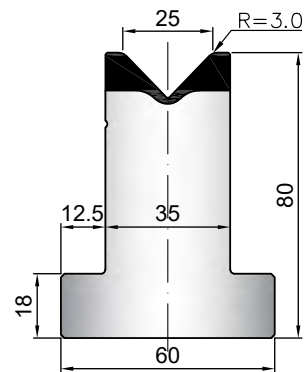
Acciaio / Steel: C45

Cod.	α	T/mt	Kg/mt
30.170	88°	100	22.5



Acciaio / Steel: C45

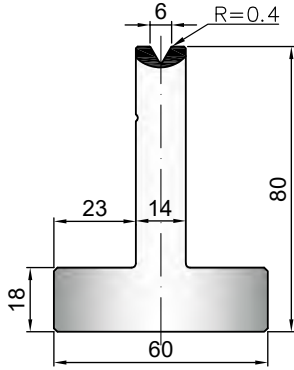
Cod.	α	T/mt	Kg/mt
30.180	88°	100	24.5





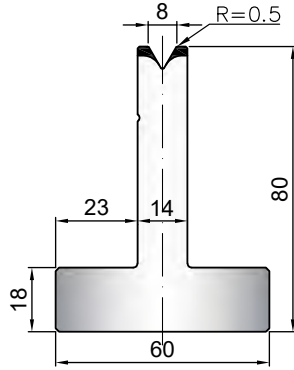
Acciaio / Steel: C45

Cod.	α	T/mt	Kg/mt
30.190	60°	60	15.5



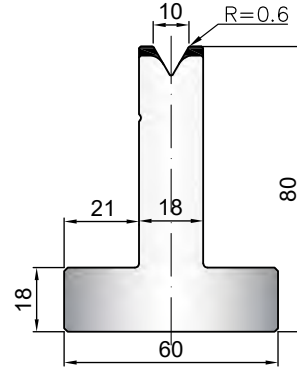
Acciaio / Steel: C45

Cod.	α	T/mt	Kg/mt
30.200	60°	60	15.5



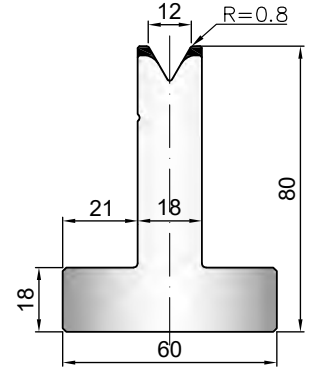
Acciaio / Steel: C45

Cod.	α	T/mt	Kg/mt
30.210	60°	60	17



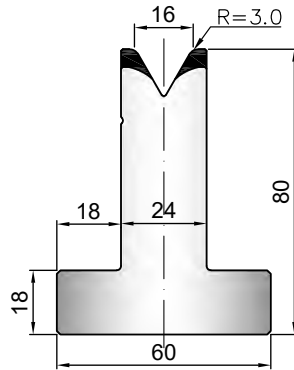
Acciaio / Steel: C45

Cod.	α	T/mt	Kg/mt
30.220	60°	60	17



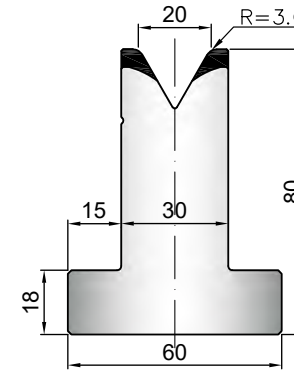
Acciaio / Steel: C45

Cod.	α	T/mt	Kg/mt
30.230	60°	60	20



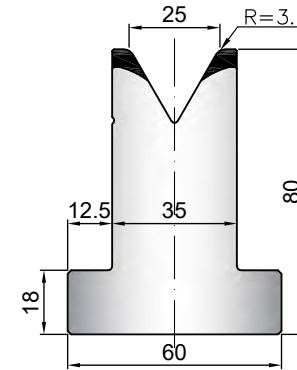
Acciaio / Steel: C45

Cod.	α	T/mt	Kg/mt
30.240	60°	60	22.5



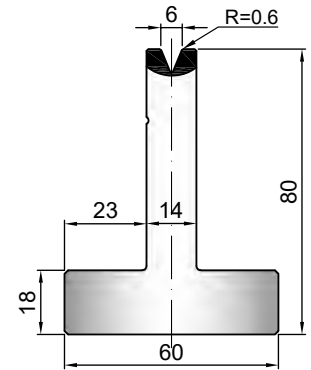
Acciaio / Steel: C45

Cod.	α	T/mt	Kg/mt
30.250	60°	60	24.5



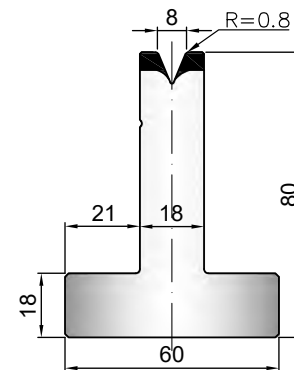
Acciaio / Steel: C45

Cod.	α	T/mt	Kg/mt
30.260	45°	50	15.5



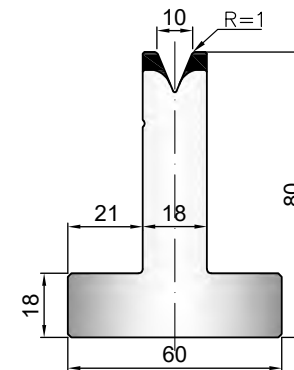
Acciaio / Steel: C45

Cod.	α	T/mt	Kg/mt
30.270	45°	50	17



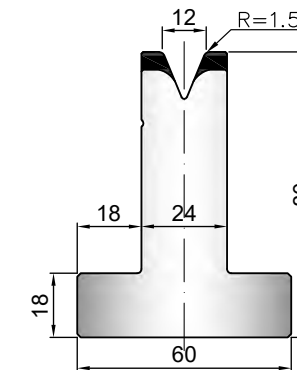
Acciaio / Steel: C45

Cod.	α	T/mt	Kg/mt
30.280	45°	50	17



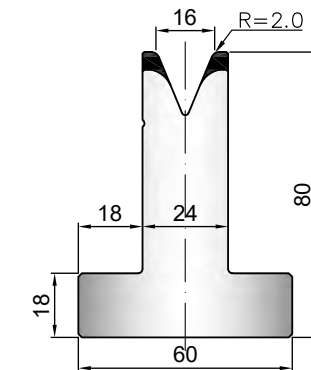
Acciaio / Steel: C45

Cod.	α	T/mt	Kg/mt
30.290	45°	50	20



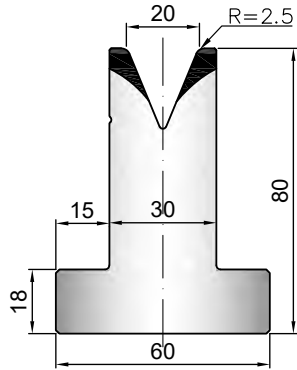
Acciaio / Steel: C45

Cod.	α	T/mt	Kg/mt
30.300	45°	50	20



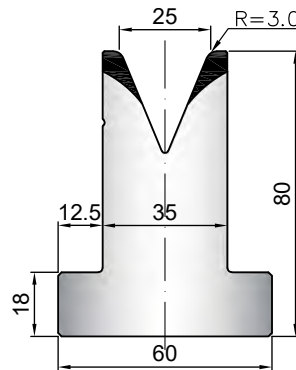
Acciaio / Steel: C45

Cod.	α	T/mt	Kg/mt
30.310	45°	50	22.5



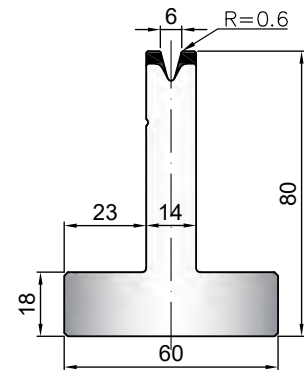
Acciaio / Steel: C45

Cod.	α	T/mt	Kg/mt
30.320	45°	50	24.5



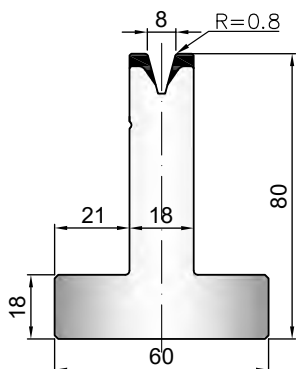
Acciaio / Steel: C45

Cod.	α	T/mt	Kg/mt
30.420	30°	35	15.5



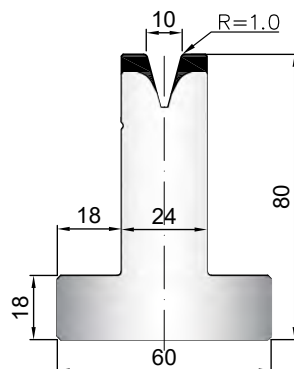
Acciaio / Steel: C45

Cod.	α	T/mt	Kg/mt
30.430	30°	35	17



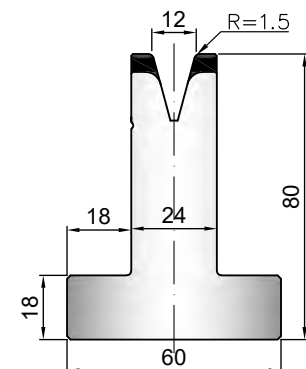
Acciaio / Steel: C45

Cod.	α	T/mt	Kg/mt
30.440	30°	50	20



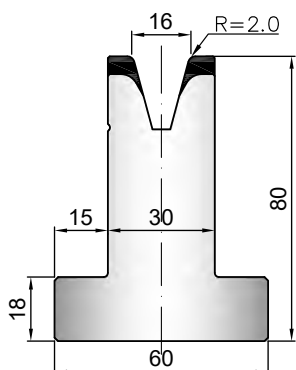
Acciaio / Steel: C45

Cod.	α	T/mt	Kg/mt
30.450	30°	40	20



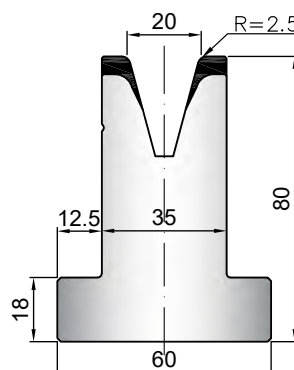
Acciaio / Steel: C45

Cod.	α	T/mt	Kg/mt
30.460	30°	45	22.5



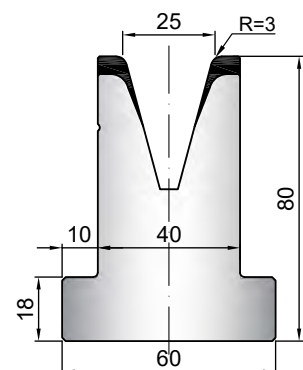
Acciaio / Steel: C45

Cod.	α	T/mt	Kg/mt
30.470	30°	50	24.5



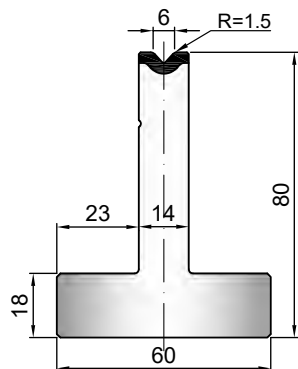
Acciaio / Steel: C45

Cod.	α	T/mt	Kg/mt
30.480	30°	50	30



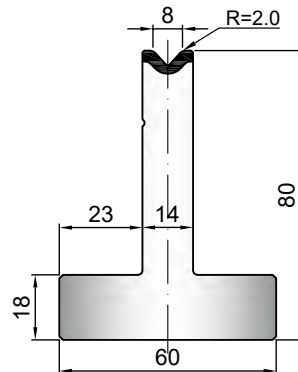
Acciaio / Steel: C45

Cod.	α	T/mt	Kg/mt
30.801	85°	100	15.5



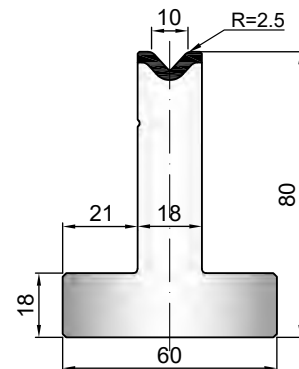
Acciaio / Steel: C45

Cod.	α	T/mt	Kg/mt
30.802	85°	100	15.5



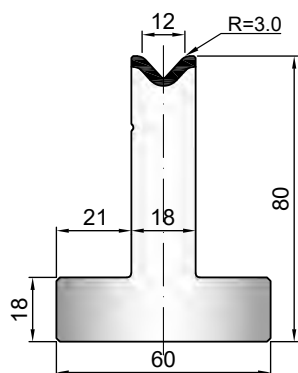
Acciaio / Steel: C45

Cod.	α	T/mt	Kg/mt
30.803	85°	100	17



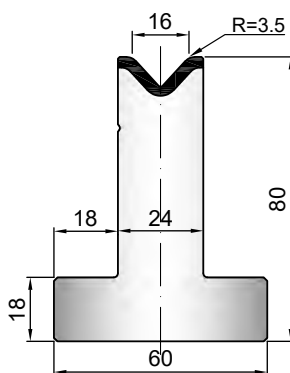
Acciaio / Steel: C45

Cod.	α	T/mt	Kg/mt
30.804	85°	100	17



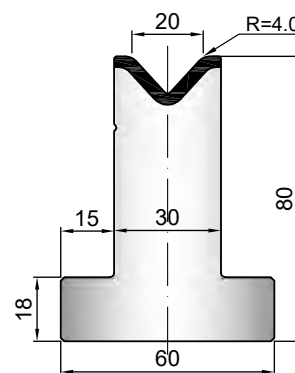
Acciaio / Steel: C45

Cod.	α	T/mt	Kg/mt
30.805	85°	100	20



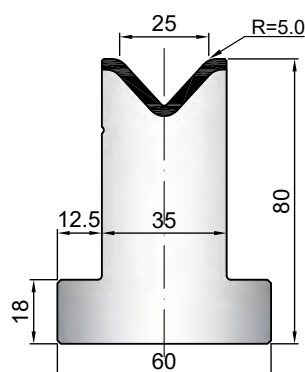
Acciaio / Steel: C45

Cod.	α	T/mt	Kg/mt
30.806	85°	100	22.5



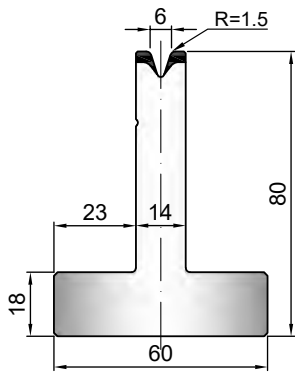
Acciaio / Steel: C45

Cod.	α	T/mt	Kg/mt
30.807	85°	100	24.5



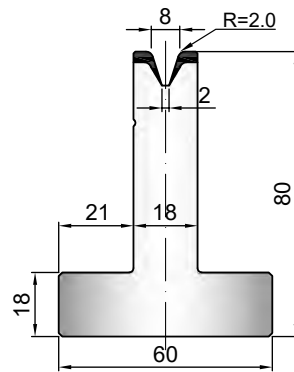
Acciaio / Steel: C45

Cod.	α	T/mt	Kg/mt
30.421	35°	40	15.5



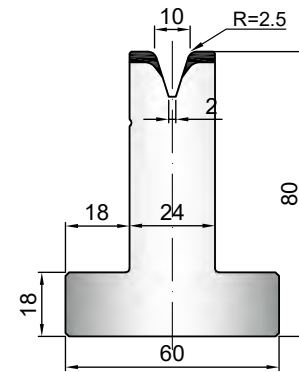
Acciaio / Steel: C45

Cod.	α	T/mt	Kg/mt
30.422	35°	40	17



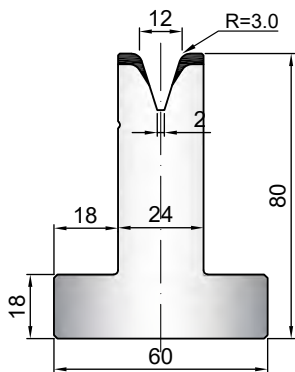
Acciaio / Steel: C45

Cod.	α	T/mt	Kg/mt
30.423	35°	55	20



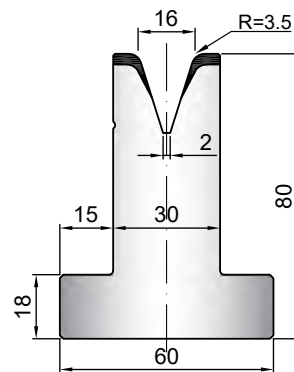
Acciaio / Steel: C45

Cod.	α	T/mt	Kg/mt
30.424	35°	45	20



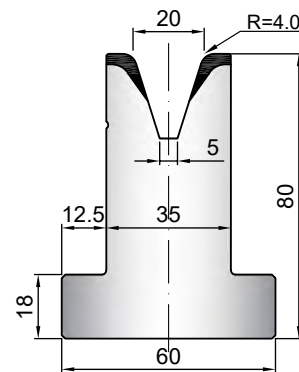
Acciaio / Steel: C45

Cod.	α	T/mt	Kg/mt
30.425	35°	50	22.5



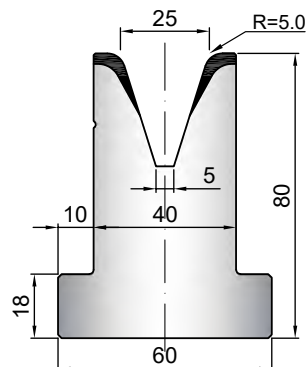
Acciaio / Steel: C45

Cod.	α	T/mt	Kg/mt
30.426	35°	60	24.5



Acciaio / Steel: C45

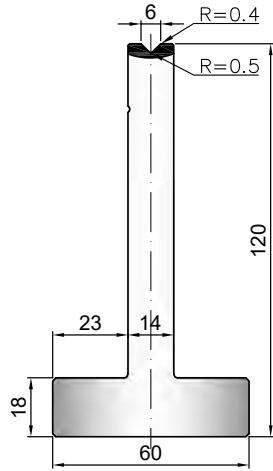
Cod.	α	T/mt	Kg/mt
30.427	35°	60	30





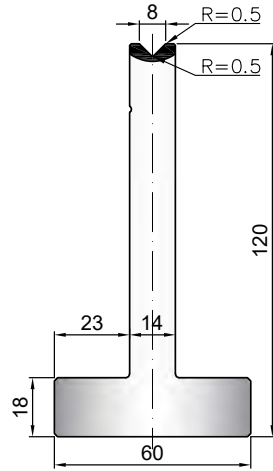
Acciaio / Steel: C45

Cod.	α	T/mt	Kg/mt
30.500	90°	100	19.5



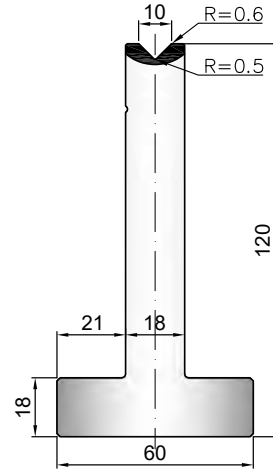
Acciaio / Steel: C45

Cod.	α	T/mt	Kg/mt
30.510	90°	100	19.5



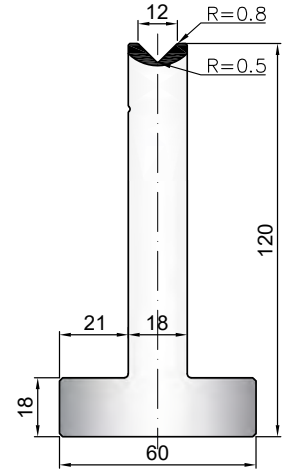
Acciaio / Steel: C45

Cod.	α	T/mt	Kg/mt
30.520	90°	100	23



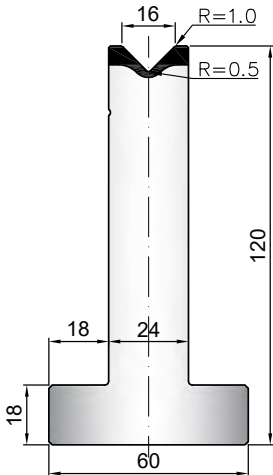
Acciaio / Steel: C45

Cod.	α	T/mt	Kg/mt
30.530	90°	100	23



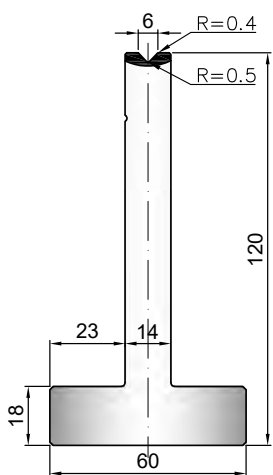
Acciaio / Steel: C45

Cod.	α	T/mt	Kg/mt
30.540	90°	100	27.5



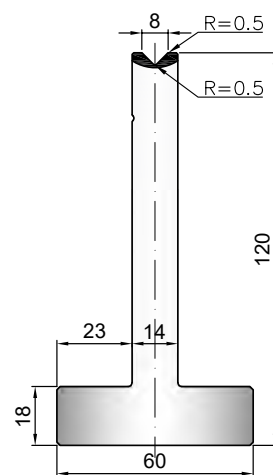
Acciaio / Steel: C45

Cod.	α	T/mt	Kg/mt
30.830	88°	100	19.5



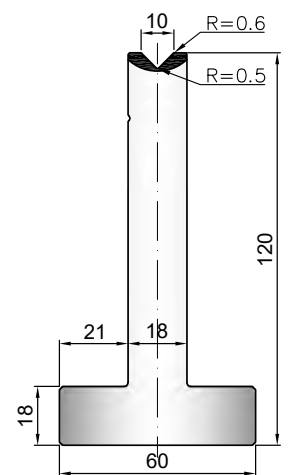
Acciaio / Steel: C45

Cod.	α	T/mt	Kg/mt
30.840	88°	100	19.5



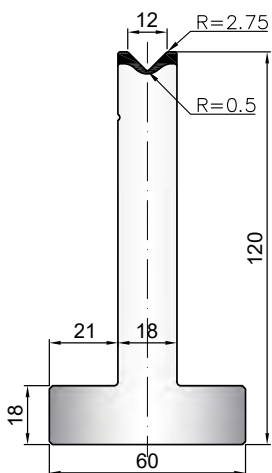
Acciaio / Steel: C45

Cod.	α	T/mt	Kg/mt
30.850	88°	100	23



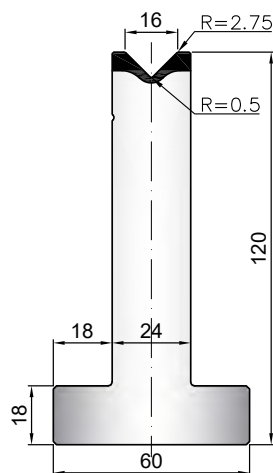
Acciaio / Steel: C45

Cod.	α	T/mt	Kg/mt
30.550	88°	100	23



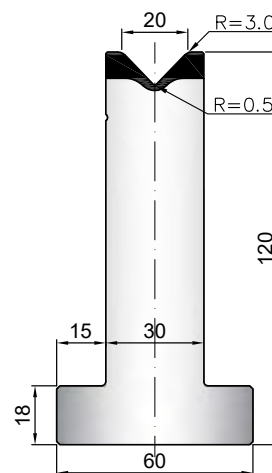
Acciaio / Steel: C45

Cod.	α	T/mt	Kg/mt
30.560	88°	100	27.5



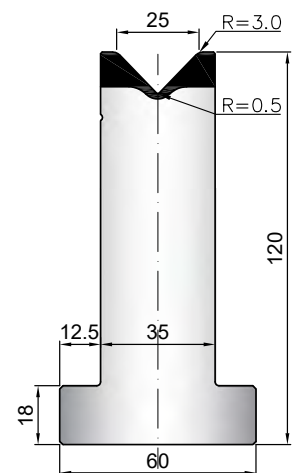
Acciaio / Steel: C45

Cod.	α	T/mt	Kg/mt
30.570	88°	100	32



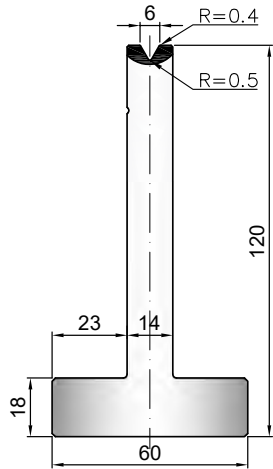
Acciaio / Steel: C45

Cod.	α	T/mt	Kg/mt
30.580	88°	100	34.5



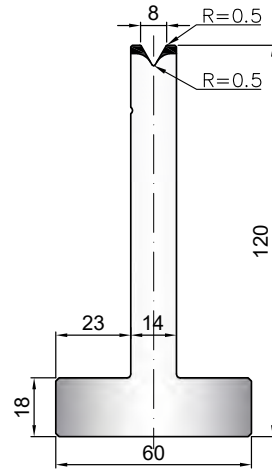
Acciaio / Steel: C45

Cod.	α	T/mt	Kg/mt
30.590	60°	60	19.5



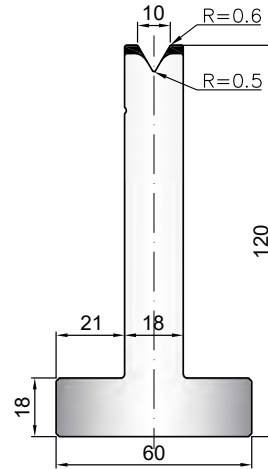
Acciaio / Steel: C45

Cod.	α	T/mt	Kg/mt
30.600	60°	60	19.5



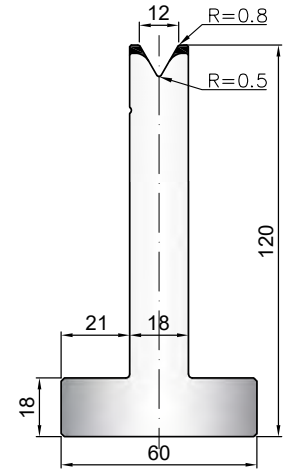
Acciaio / Steel: C45

Cod.	α	T/mt	Kg/mt
30.610	60°	60	23



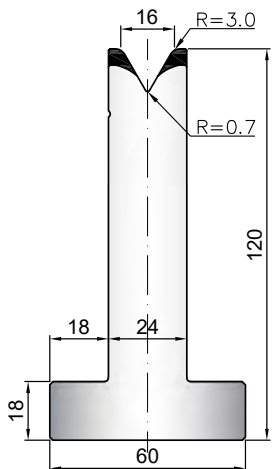
Acciaio / Steel: C45

Cod.	α	T/mt	Kg/mt
30.620	60°	60	23



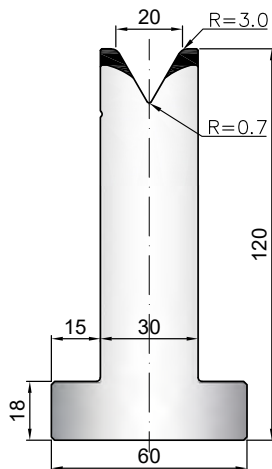
Acciaio / Steel: C45

Cod.	α	T/mt	Kg/mt
30.630	60°	60	27.5



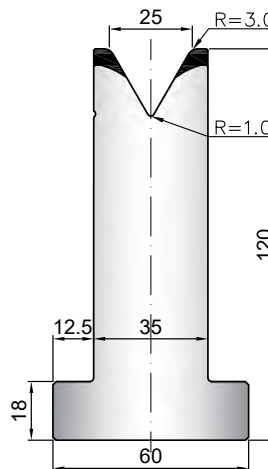
Acciaio / Steel: C45

Cod.	α	T/mt	Kg/mt
30.640	60°	60	32



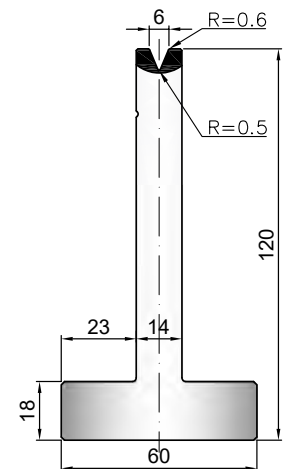
Acciaio / Steel: C45

Cod.	α	T/mt	Kg/mt
30.650	60°	60	34.5



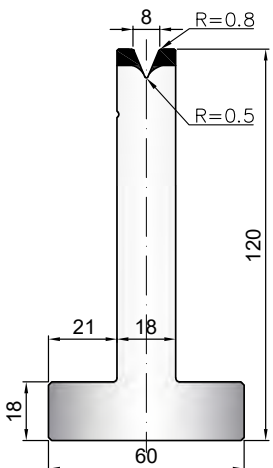
Acciaio / Steel: C45

Cod.	α	T/mt	Kg/mt
30.660	45°	50	19.5



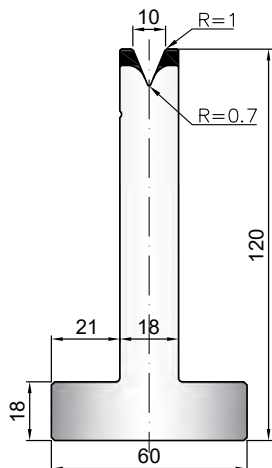
Acciaio / Steel: C45

Cod.	α	T/mt	Kg/mt
30.670	45°	50	23



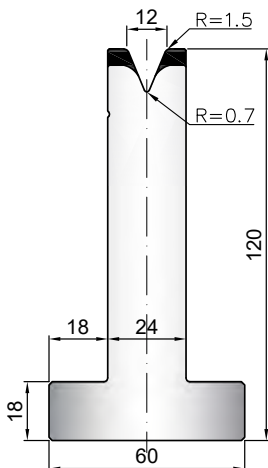
Acciaio / Steel: C45

Cod.	α	T/mt	Kg/mt
30.680	45°	50	23



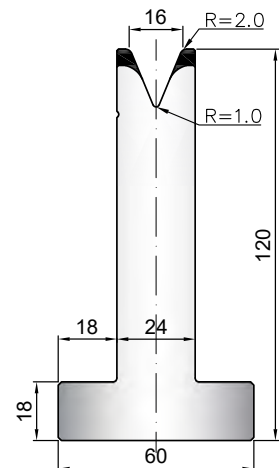
Acciaio / Steel: C45

Cod.	α	T/mt	Kg/mt
30.690	45°	50	27.5



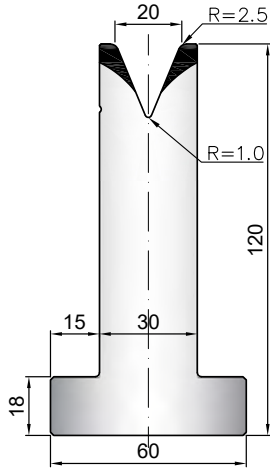
Acciaio / Steel: C45

Cod.	α	T/mt	Kg/mt
30.700	45°	50	27.5



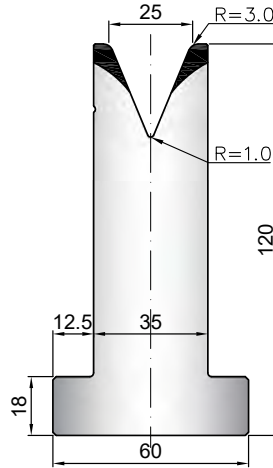
Acciaio / Steel: C45

Cod.	α	T/mt	Kg/mt
30.710	45°	50	32



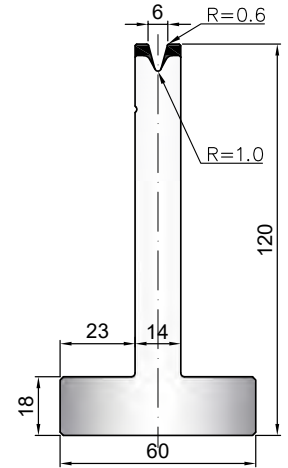
Acciaio / Steel: C45

Cod.	α	T/mt	Kg/mt
30.720	45°	50	34.5



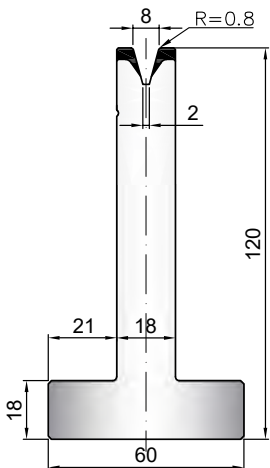
Acciaio / Steel: C45

Cod.	α	T/mt	Kg/mt
30.730	30°	35	19.5



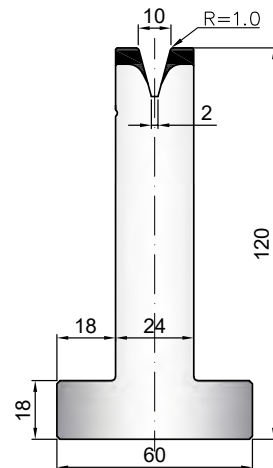
Acciaio / Steel: C45

Cod.	α	T/mt	Kg/mt
30.740	30°	35	23



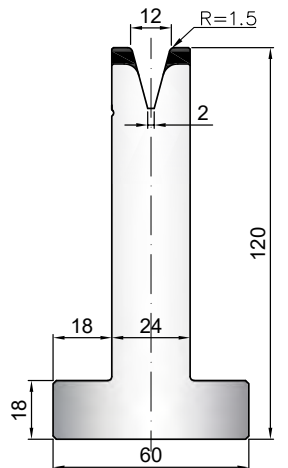
Acciaio / Steel: C45

Cod.	α	T/mt	Kg/mt
30.750	30°	50	27.5



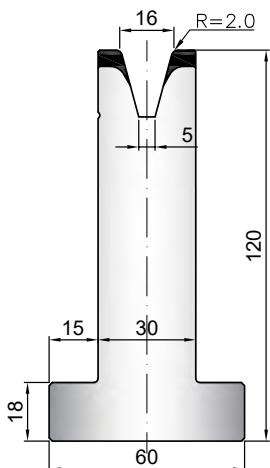
Acciaio / Steel: C45

Cod.	α	T/mt	Kg/mt
30.760	30°	40	27.5



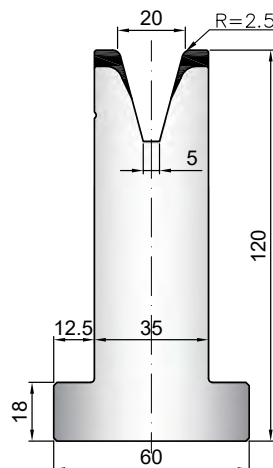
Acciaio / Steel: C45

Cod.	α	T/mt	Kg/mt
30.770	30°	45	32



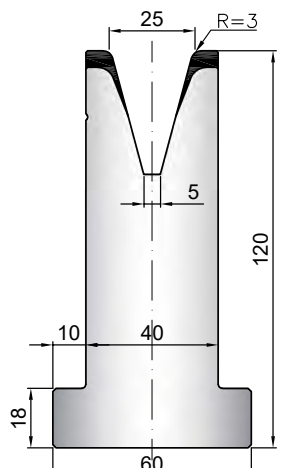
Acciaio / Steel: C45

Cod.	α	T/mt	Kg/mt
30.780	30°	50	34.5



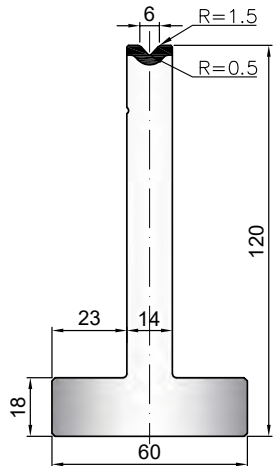
Acciaio / Steel: C45

Cod.	α	T/mt	Kg/mt
30.790	30°	50	36



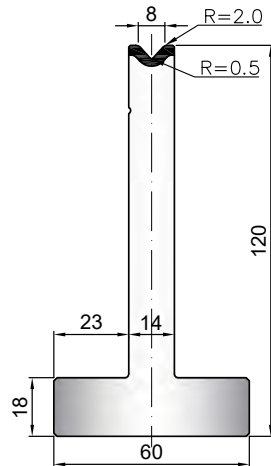
Acciaio / Steel: C45

Cod.	α	T/mt	Kg/mt
30.831	85°	100	19.5



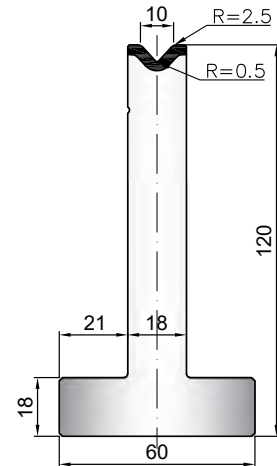
Acciaio / Steel: C45

Cod.	α	T/mt	Kg/mt
30.832	85°	100	19.5



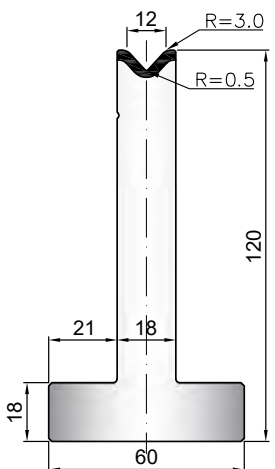
Acciaio / Steel: C45

Cod.	α	T/mt	Kg/mt
30.833	85°	100	23



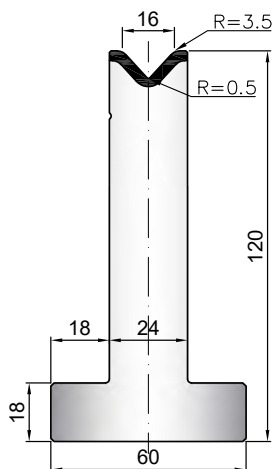
Acciaio / Steel: C45

Cod.	α	T/mt	Kg/mt
30.834	85°	100	23



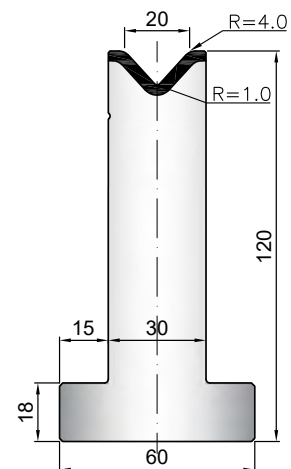
Acciaio / Steel: C45

Cod.	α	T/mt	Kg/mt
30.835	85°	100	27.5



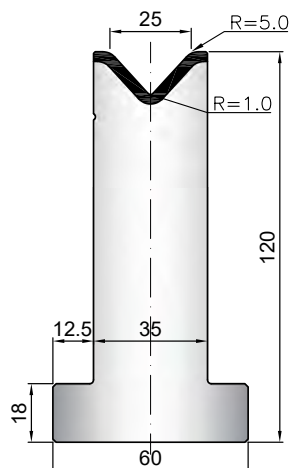
Acciaio / Steel: C45

Cod.	α	T/mt	Kg/mt
30.836	85°	100	32



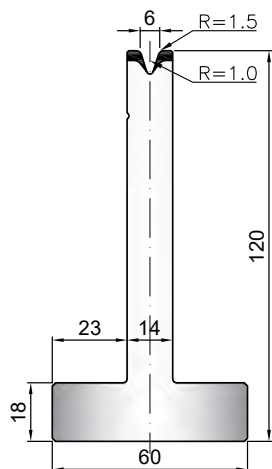
Acciaio / Steel: C45

Cod.	α	T/mt	Kg/mt
30.837	85°	100	34.5



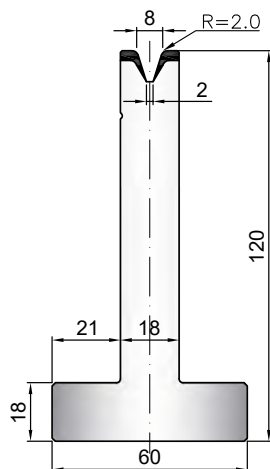
Acciaio / Steel: C45

Cod.	α	T/mt	Kg/mt
30.731	35°	40	19.5



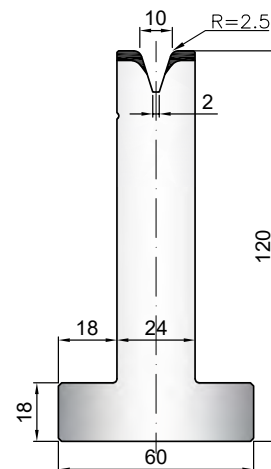
Acciaio / Steel: C45

Cod.	α	T/mt	Kg/mt
30.732	35°	40	23



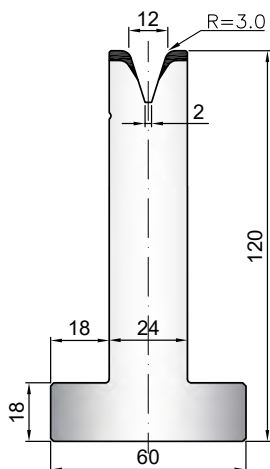
Acciaio / Steel: C45

Cod.	α	T/mt	Kg/mt
30.733	35°	55	27.5



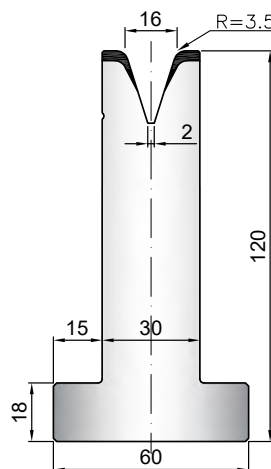
Acciaio / Steel: C45

Cod.	α	T/mt	Kg/mt
30.734	35°	45	27.5



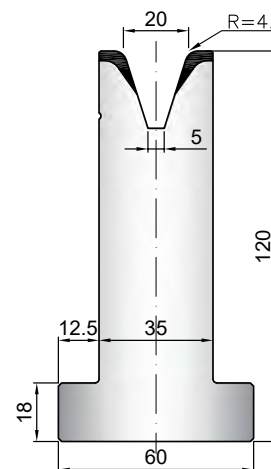
Acciaio / Steel: C45

Cod.	α	T/mt	Kg/mt
30.735	35°	50	32



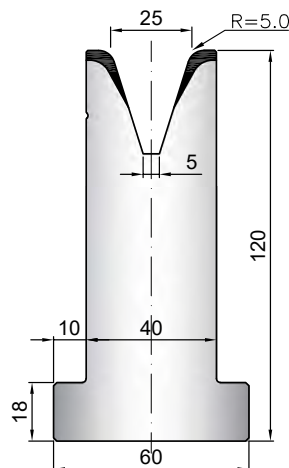
Acciaio / Steel: C45

Cod.	α	T/mt	Kg/mt
30.736	35°	60	34.5



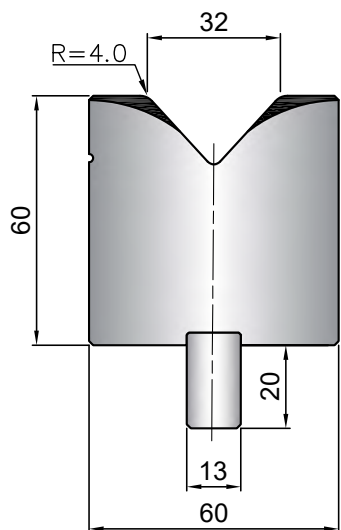
Acciaio / Steel: C45

Cod.	α	T/mt	Kg/mt
30.737	35°	60	36



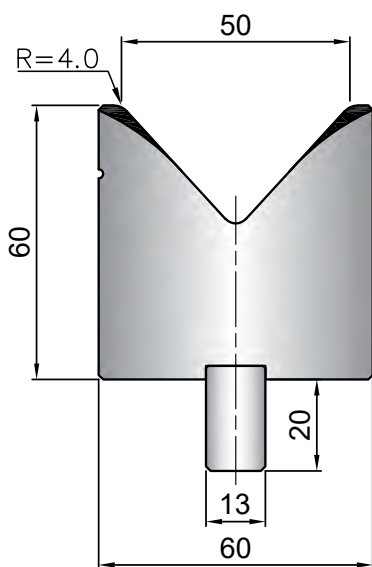
Acciaio / Steel: C45

Cod.	α	V	T/mt
20.200B	85°	32	100



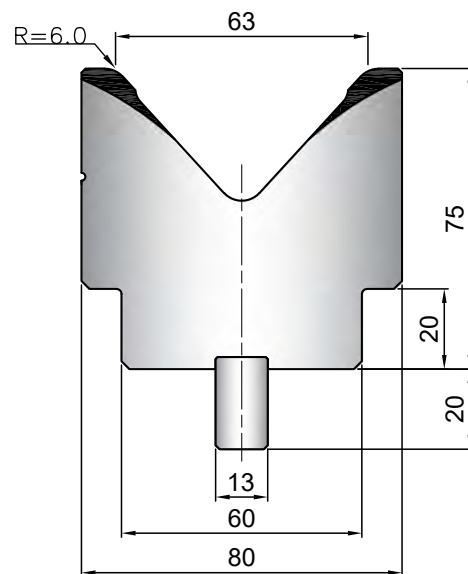
Acciaio / Steel: C45

Cod.	α	V	T/mt
20.220B	85°	50	100



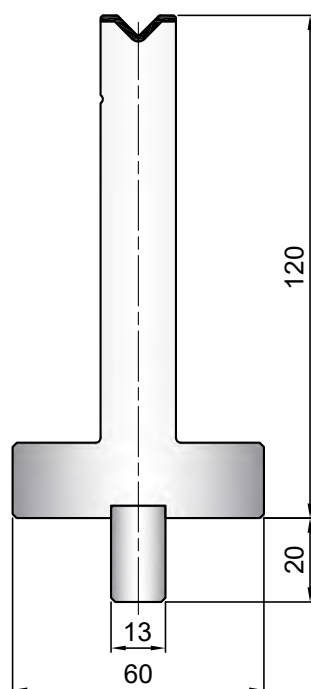
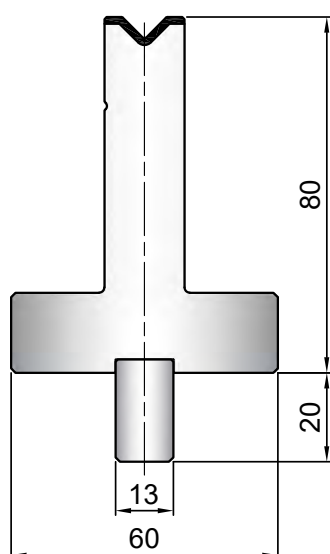

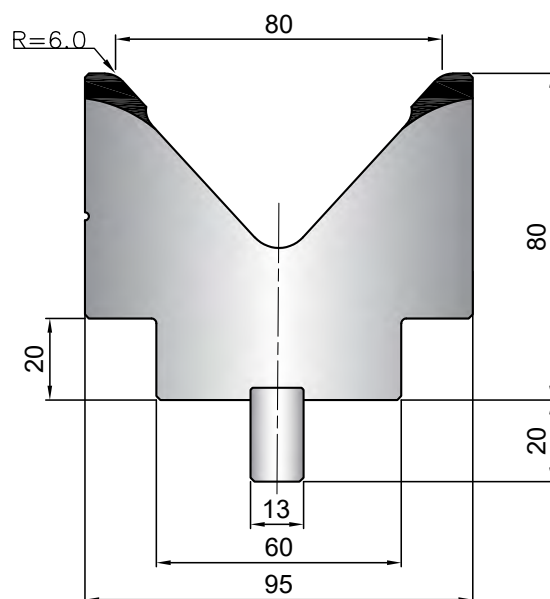
Acciaio / Steel: C45


Cod.	α	V	T/mt
20.230B	85°	63	100



Acciaio / Steel: C45

Cod.	α	V	T/mt
20.240B	85°	80	100




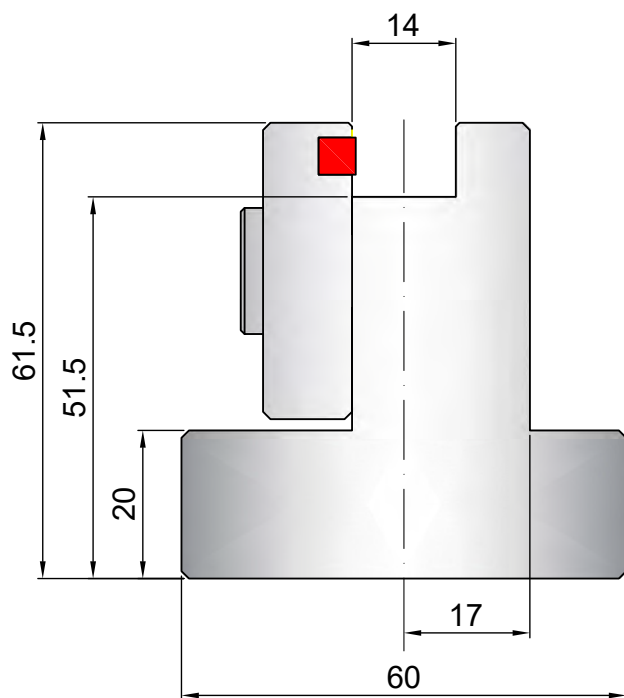

 Tutte le matrici a T possono essere prodotte con il tang da 13 mm
 All T-Dies are available with 13 mm tang



Supporto per inserti matrici.
Holder for inserted dies

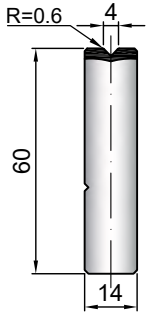
Acciaio / Steel: C45

Cod.
31.730



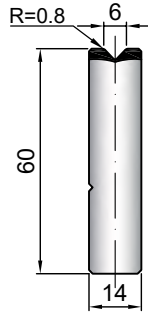
Acciaio / Steel: C45

Cod.	α	T/mt	Kg/mt
AM.804	88°	100	6.5



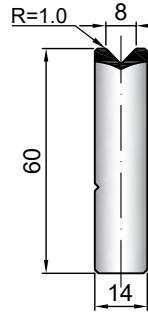
Acciaio / Steel: C45

Cod.	α	T/mt	Kg/mt
AM.806	88°	100	6.5



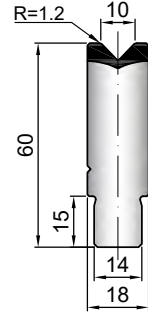
Acciaio / Steel: C45

Cod.	α	T/mt	Kg/mt
AM.808	88°	100	6.5



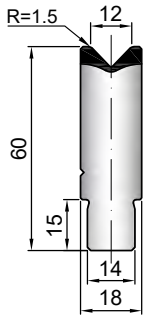
Acciaio / Steel: C45

Cod.	α	T/mt	Kg/mt
AM.810	88°	100	8



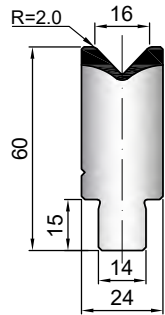
Acciaio / Steel: C45

Cod.	α	T/mt	Kg/mt
AM.812	88°	100	8



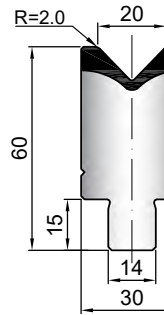
Acciaio / Steel: C45

Cod.	α	T/mt	Kg/mt
AM.816	88°	100	9.5



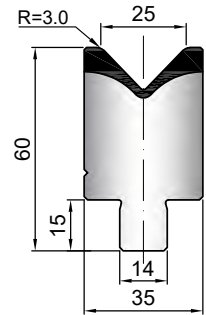
Acciaio / Steel: C45

Cod.	α	T/mt	Kg/mt
AM.820	88°	100	11.5



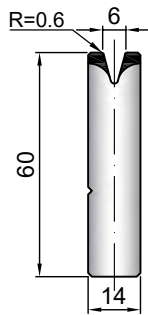
Acciaio / Steel: C45

Cod.	α	T/mt	Kg/mt
AM.825	88°	100	13



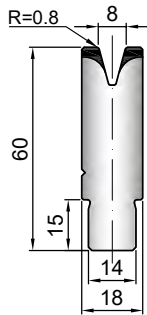
Acciaio / Steel: C45

Cod.	α	T/mt	Kg/mt
AM.306	30°	35	6.5



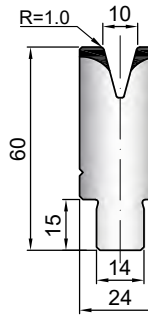
Acciaio / Steel: C45

Cod.	α	T/mt	Kg/mt
AM.308	30°	35	8



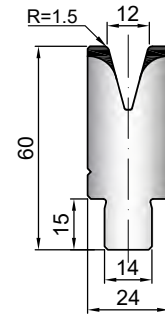
Acciaio / Steel: C45

Cod.	α	T/mt	Kg/mt
AM.310	30°	35	9.5



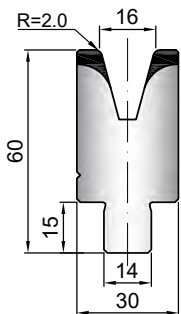
Acciaio / Steel: C45

Cod.	α	T/mt	Kg/mt
AM.312	30°	40	9.5



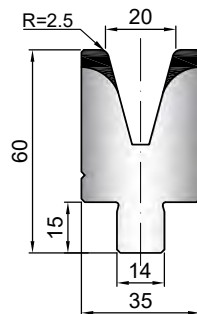
Acciaio / Steel: C45

Cod.	α	T/mt	Kg/mt
AM.316	30°	45	11.5



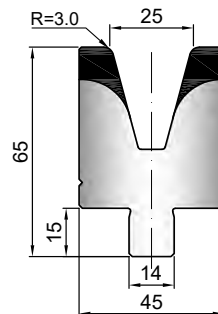
Acciaio / Steel: C45

Cod.	α	T/mt	Kg/mt
AM.320	30°	50	13

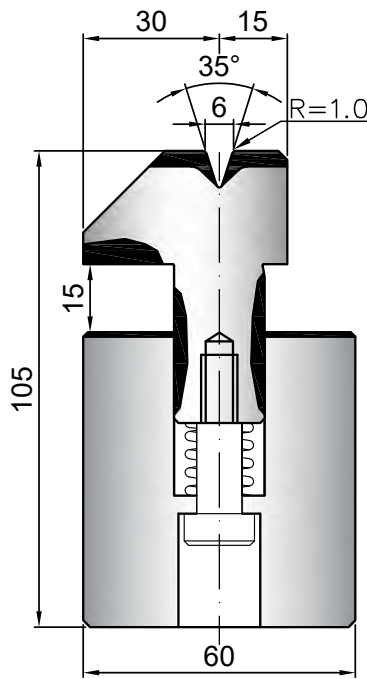


Acciaio / Steel: C45

Cod.	α	T/mt	Kg/mt
AM.325	30°	50	15.5



Piegaschiaccia / Flattening tool



Acciaio / Steel: C45

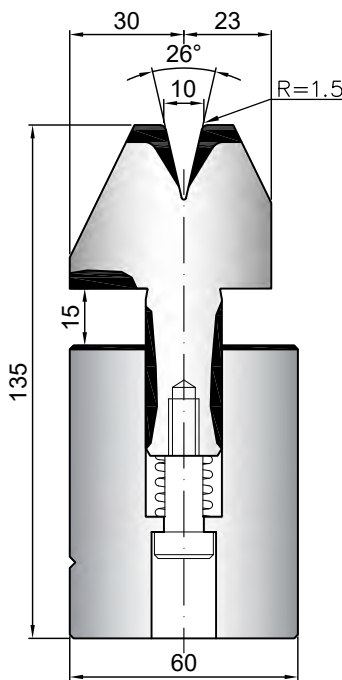
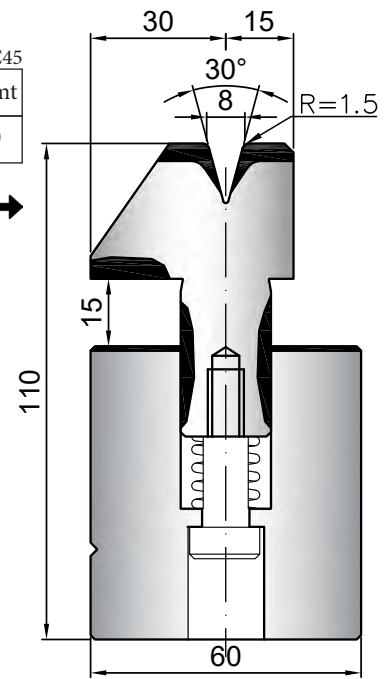
Cod.	α	T/mt	Kg/mt
30.390	35°	80	38

← Max thickness 10/10

Acciaio / Steel: C45

Cod.	α	T/mt	Kg/mt
30.410	30°	80	39

Max thickness 15/10 →



Acciaio / Steel: C45

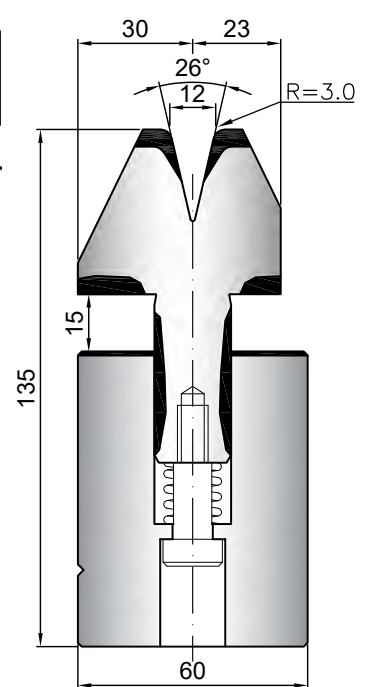
Cod.	α	T/mt	Kg/mt
30.380	26°	100	46

← Max thickness from 15/10 to 25/10

Acciaio / Steel: C45

Cod.	α	T/mt	Kg/mt
30.400	26°	100	45.5

Max thickness from 15/10 to 30/10 →



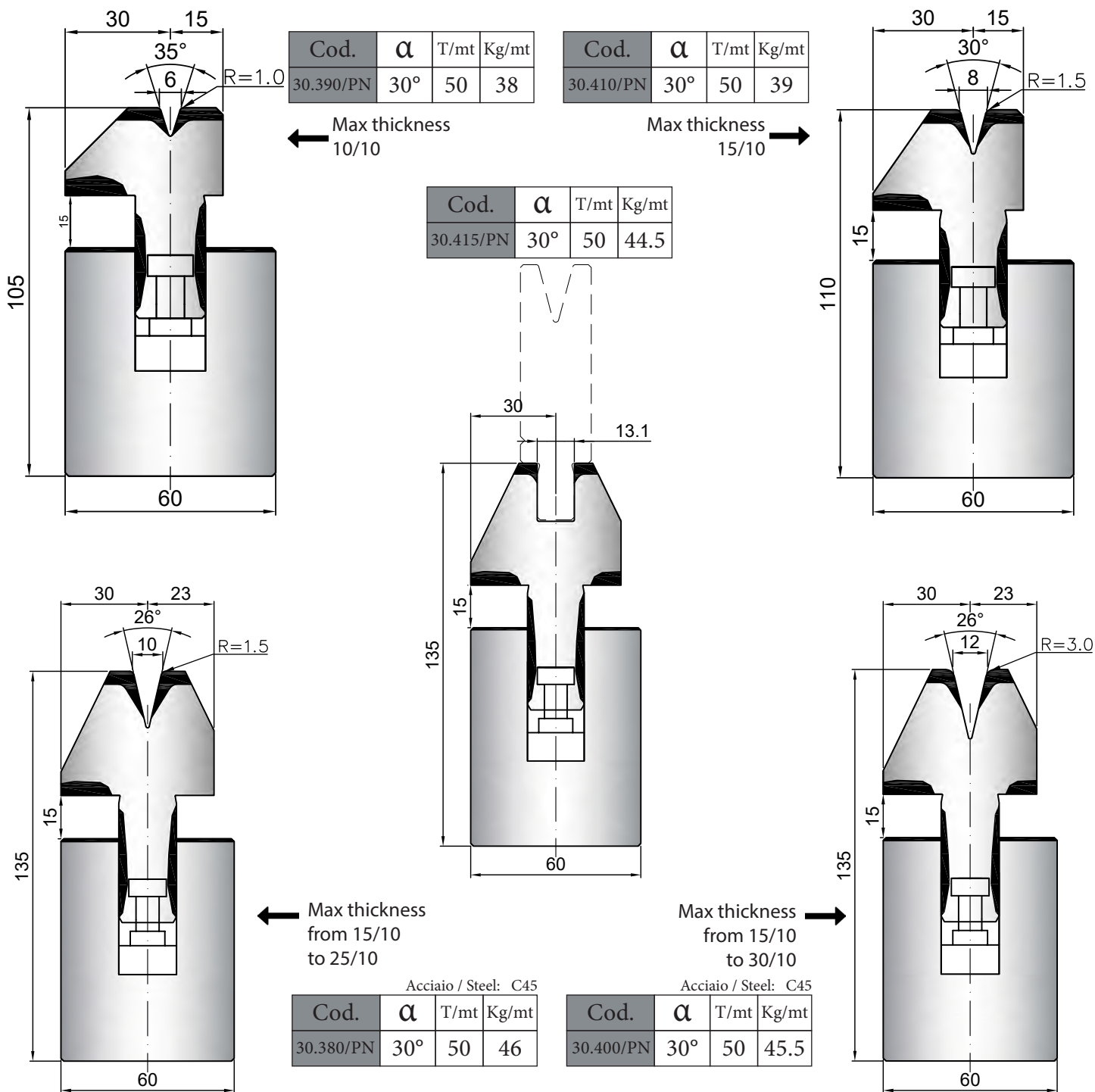
MATERIALE - MATERIAL - ACC.R ~ 40 Kg/mm²

S(mm)	T(mm)	(t/m)	2S(mm)	(t/m)
0.6	3	9	1.2	23
0.8	3	12	1.6	32
1.0	3.5	15	2.0	40
1.25	3.5	17	2.5	50
1.5	4.6	22	3.0	63
2.0	5.5	30	4.0	80
2.5	6.5	55	5.0	90
3.0	8.0	70	6.0	100

MATERIALE - MATERIAL - ACC.R ~ 70 Kg/mm²

S(mm)	T(mm)	(t/m)	2S(mm)	(t/m)
0.6	3	9	1.2	23
0.8	3	12	1.6	32
1.0	3.5	15	2.0	40
1.25	3.5	17	2.5	50
1.5	4.6	22	3.0	63
2.0	5.5	30	4.0	80

Piegaschiaccia pneumatico/ Pneumatic flattening tool



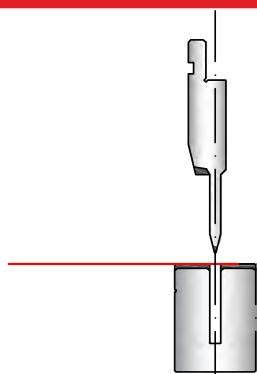
MATERIALE - MATERIAL - ACC.R ~ 40 Kg/mm²

S(mm)	T(mm)	(t/m)	2S(mm)	(t/m)
0.6	3	9	1.2	23
0.8	3	12	1.6	32
1.0	3.5	15	2.0	40
1.25	3.5	17	2.5	50
1.5	4.6	22	3.0	63
2.0	5.5	30	4.0	80
2.5	6.5	55	5.0	90
3.0	8.0	70	6.0	100

MATERIALE - MATERIAL - ACC.R ~ 70 Kg/mm²

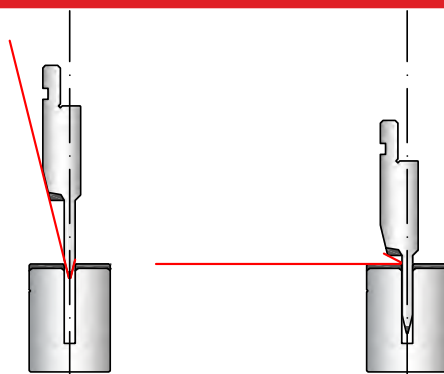
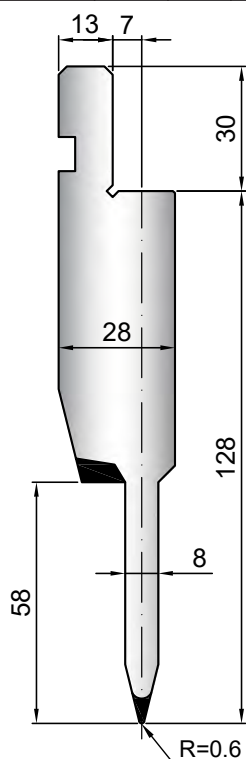
S(mm)	T(mm)	(t/m)	2S(mm)	(t/m)
0.6	3	9	1.2	23
0.8	3	12	1.6	32
1.0	3.5	15	2.0	40
1.25	3.5	17	2.5	50
1.5	4.6	22	3.0	63
2.0	5.5	30	4.0	80

Piegaschiaccia / Flattening tool



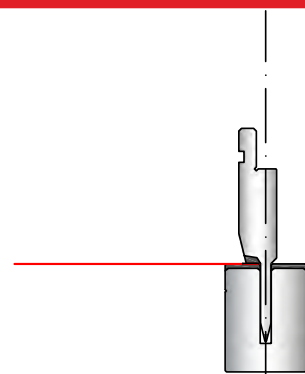
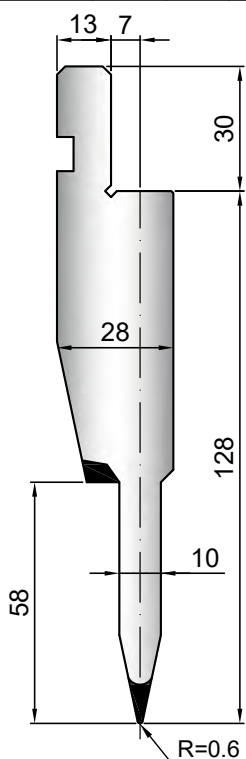
Acciaio / Steel: 1.2312 Quenched

Cod.	α	T/mt	Kg/mt
11.950	28°	80	21



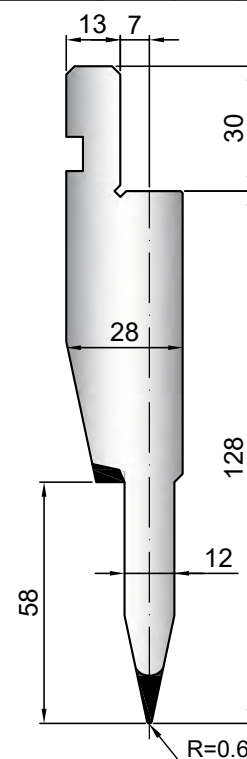
Acciaio / Steel: 1.2312 Quenched

Cod.	α	T/mt	Kg/mt
11.960	24°	80	21



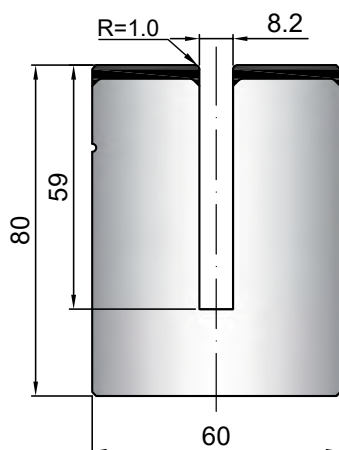
Acciaio / Steel: 1.2312 Quenched

Cod.	α	T/mt	Kg/mt
11.970	24°	80	21



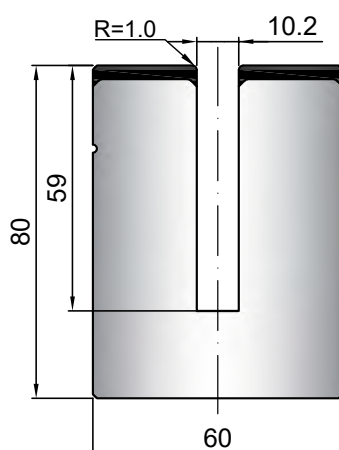
Acciaio / Steel: 1.2312 Quenched

Cod.	T/mt	Kg/mt
31.760	50	34



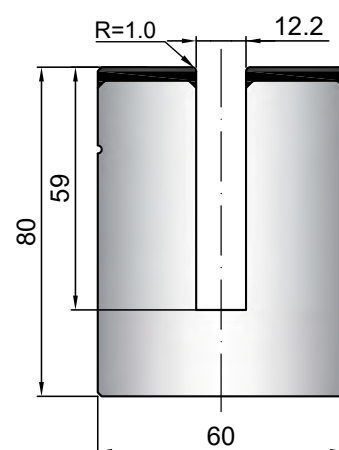
Acciaio / Steel: 1.2312 Quenched

Cod.	T/mt	Kg/mt
31.770	50	34



Acciaio / Steel: 1.2312 Quenched

Cod.	T/mt	Kg/mt
31.780	50	34



Bystronic



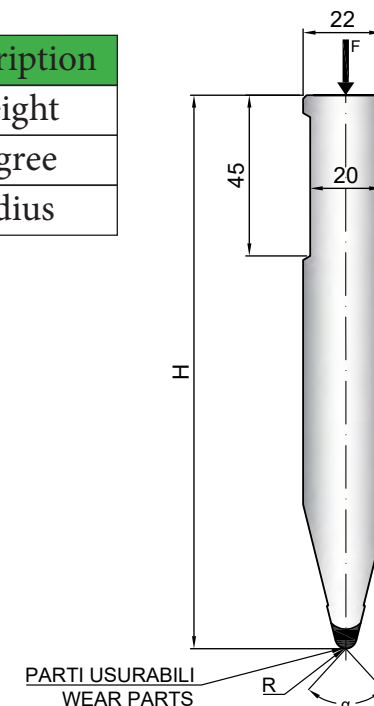
Punzoni standard sono disponibili a magazzino nelle lunghezze di: 500 mm - 1000 mm - 1100 mm frazionato
 Punches are available in the following standard lengths: 500 mm - 1000 mm - 1100 mm sectioned

Descrizione / Description


H = Altezza / Height

α = Angolo / Degree

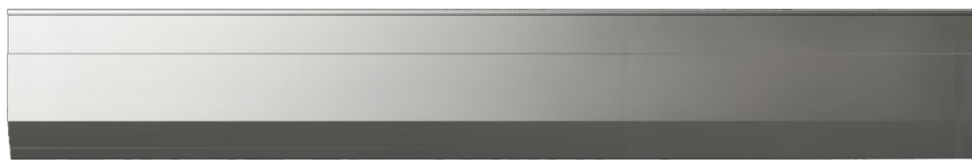
R = Raggio / Radius




500 mm



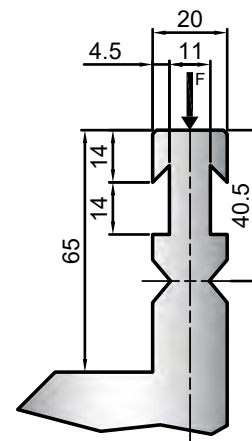
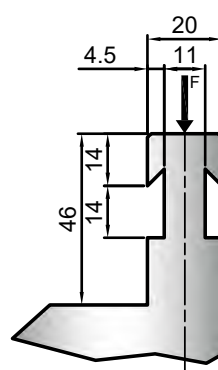
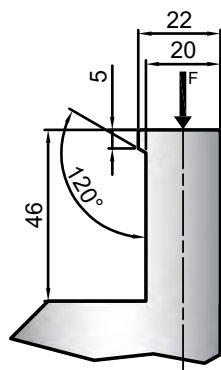
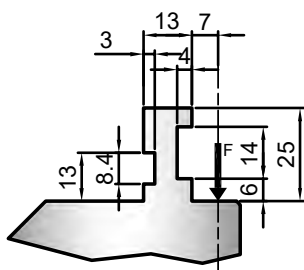
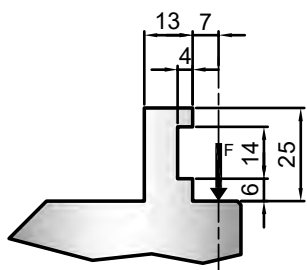
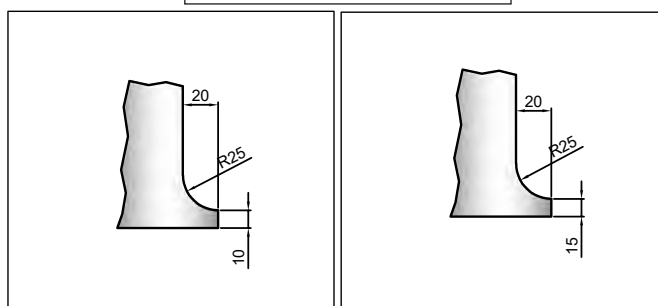
1000 mm



1100 mm Sect.

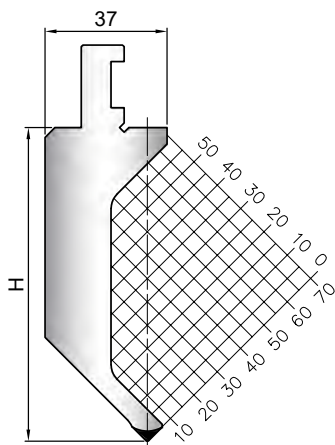


Scarpette / Horns



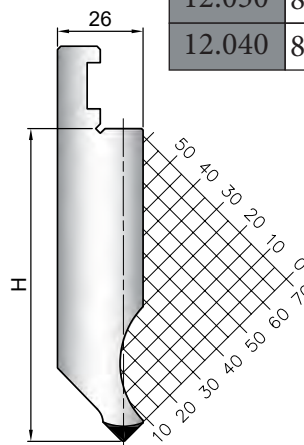
Acciaio / Steel: 1.2312 Quenched

Cod.	α	R	H	T/mt
12.010	90°	0.60	95.00	20



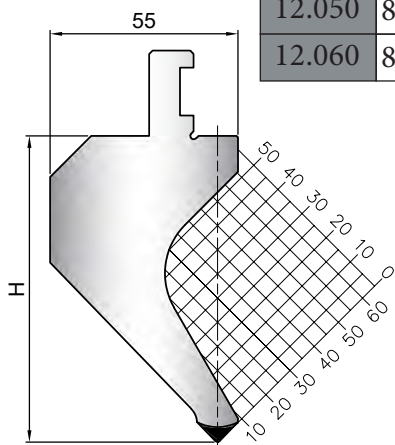
Acciaio / Steel: C45

Cod.	α	R	H	T/mt
12.020	90°	0.80	95.00	100
12.030	88°	0.80	95.00	100
12.040	88°	2.00	95.00	100



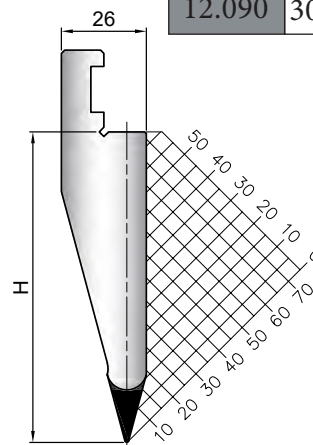
Acciaio / Steel: C45

Cod.	α	R	H	T/mt
12.050	88°	0.80	89.64	60
12.060	88°	2.00	88.97	60



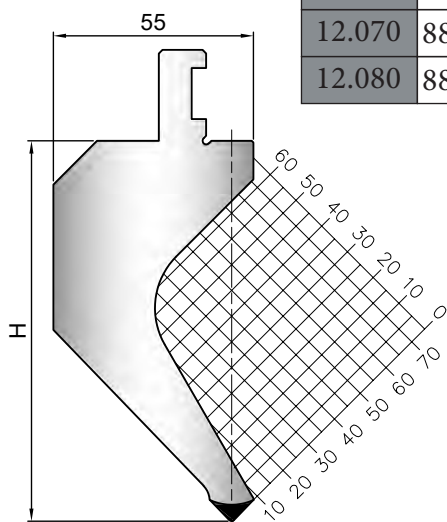
Acciaio / Steel: C45

Cod.	α	R	H	T/mt
12.090	30°	0.60	95.00	100



Acciaio / Steel: C45

Cod.	α	R	H	T/mt
12.070	88°	0.80	104.50	50
12.080	88°	2.00	103.97	50

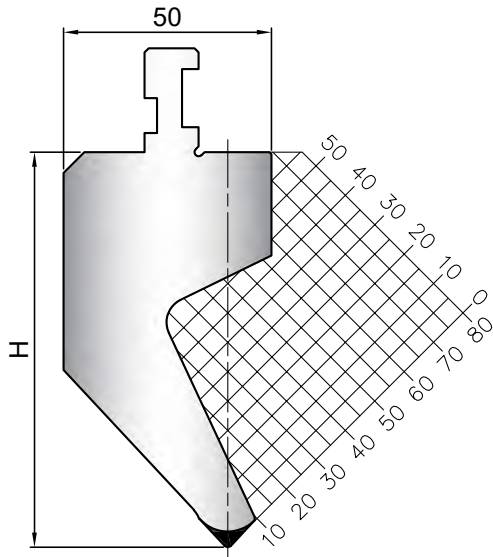


Punzoni / Punches

Amada / Safan

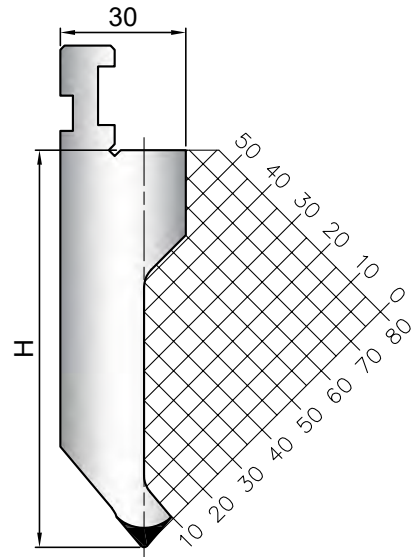
Acciaio / Steel: 1.2312 Quenched

Cod.	α	R	H	T/mt
12.850	86°	1.00	95.00	100



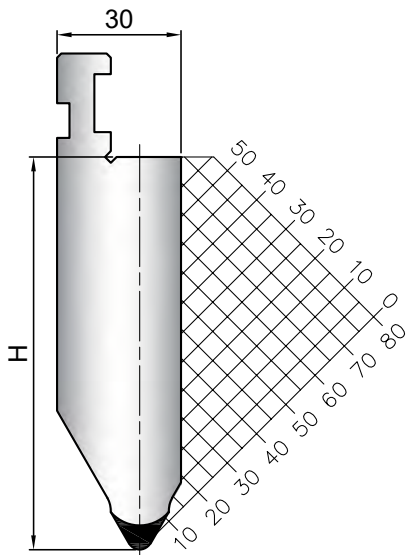
Acciaio / Steel: 1.2312 Quenched

Cod.	α	R	H	T/mt
12.860	80°	1.00	95.00	100



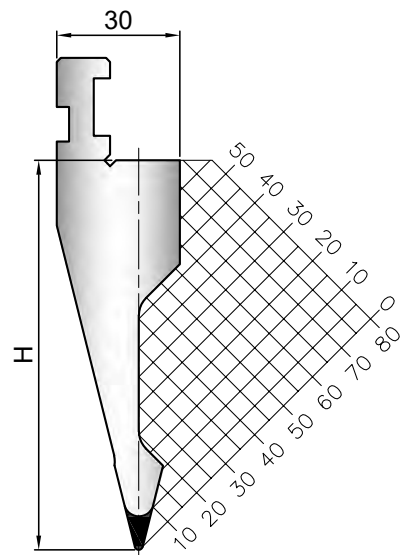
Acciaio / Steel: 1.2312 Quenched

Cod.	α	R	H	T/mt
12.870	60°	3.00	95.00	100



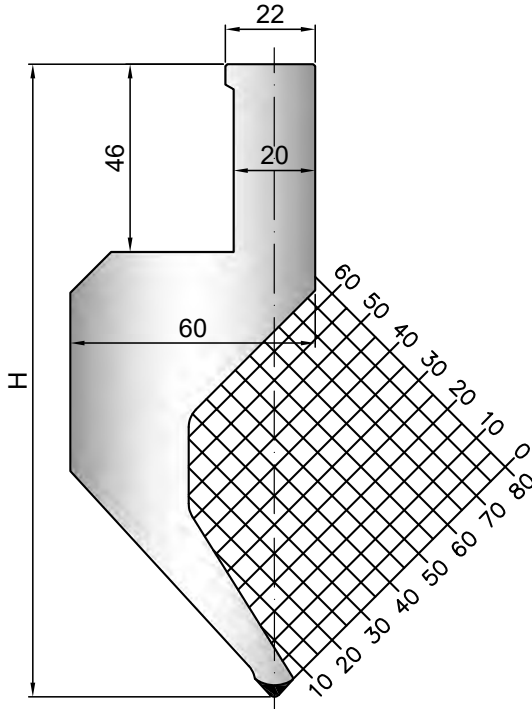
Acciaio / Steel: 1.2312 Quenched

Cod.	α	R	H	T/mt
12.880	28°	1.00	95.00	100



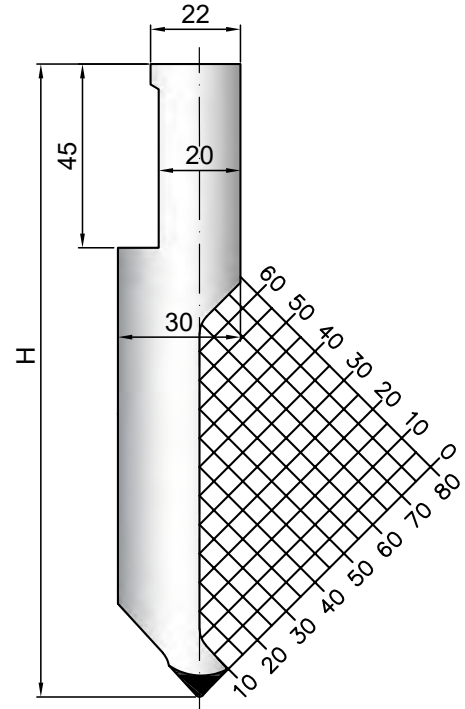
Acciaio / Steel: 1.2312 Quenched

Cod.	α	R	H	T/mt
12.100	85°	1.50	155.00	50
12.110	85°	0.80	155.00	50



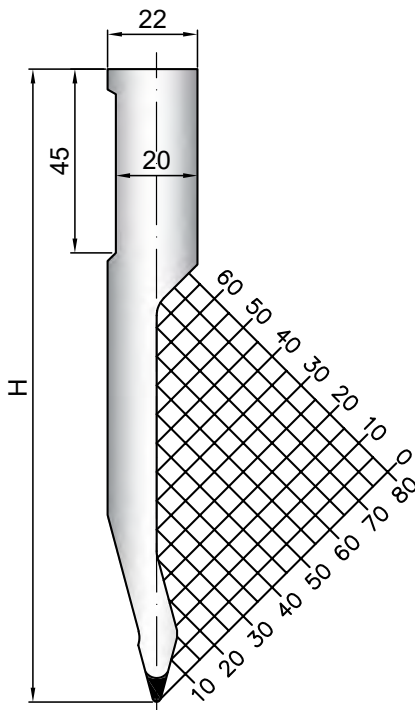
Acciaio / Steel: 1.2312 Quenched

Cod.	α	R	H	T/mt
12.120	85°	1.00	155.00	100



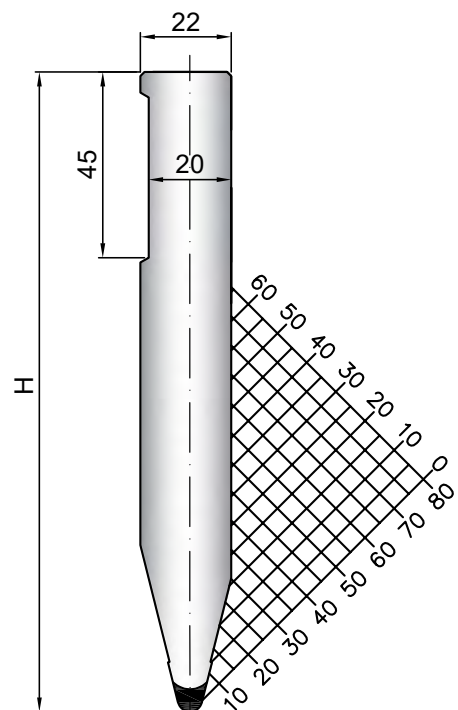
Acciaio / Steel: 1.2312 Quenched

Cod.	α	R	H	T/mt
12.130	30°	1.00	155.00	80
12.140	28°	1.00	155.00	80



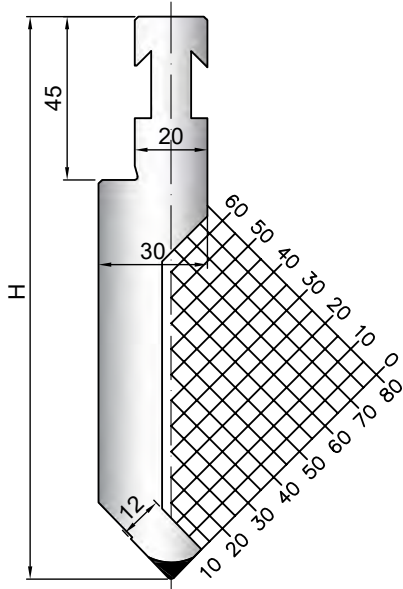
Acciaio / Steel: 1.2312 Quenched

Cod.	α	R	H	T/mt
12.150	28°	3.00	155.00	100



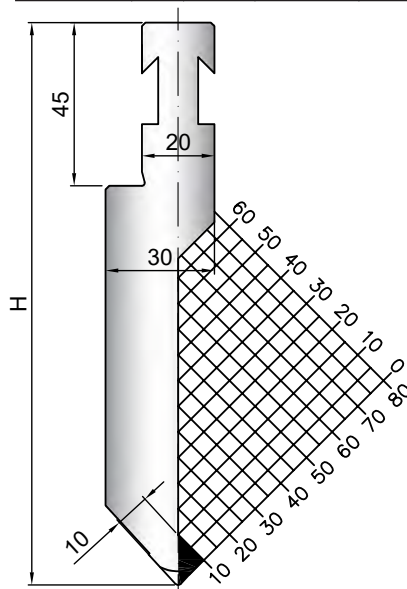
Acciaio / Steel: 1.2312 Quenched

Cod.	α	R	H	T/mt
12.182	88°	1.00	155.00	100



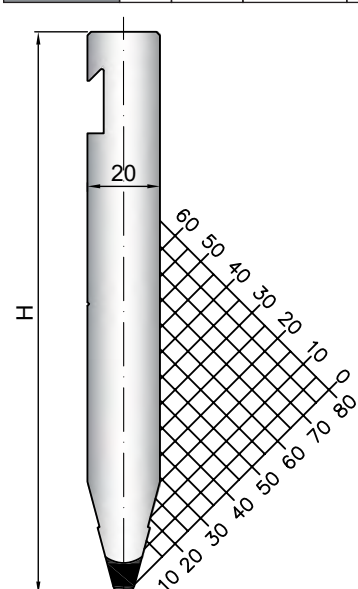
Acciaio / Steel: 1.2312 Quenched

Cod.	α	R	H	T/mt
12.180	88°	1.00	155.00	100
12.181	85°	1.00	155.00	100



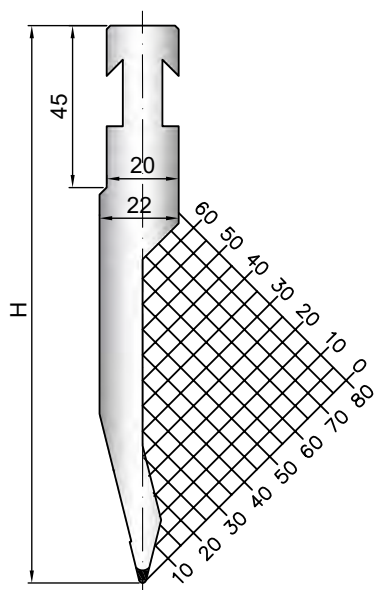
Acciaio / Steel: 1.2312 Quenched

Cod.	α	R	H	T/mt
12.250	30°	3.00	155.00	100
12.260	30°	1.00	155.00	100



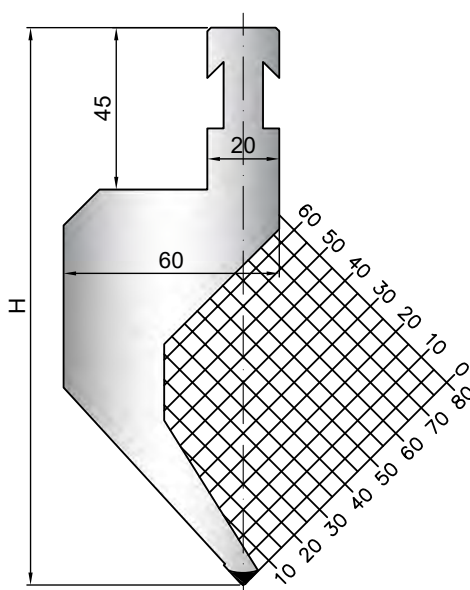
Acciaio / Steel: 1.2312 Quenched

Cod.	α	R	H	T/mt
12.200	30°	1.00	155.00	80
12.210	28°	1.00	155.00	80



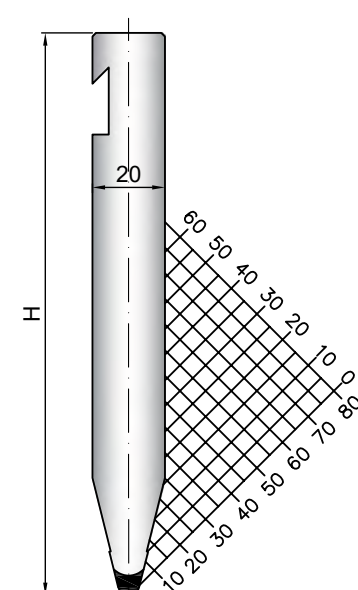
Acciaio / Steel: 1.2312 Quenched

Cod.	α	R	H	T/mt
12.160	85°	1.50	155.00	50
12.170	85°	0.80	155.00	50
12.230	88°	1.50	155.00	50



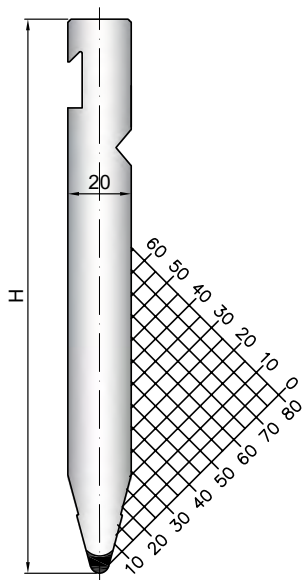
Acciaio / Steel: 1.2312 Quenched

Cod.	α	R	H	T/mt
12.251	28°	3.00	155.00	100
12.252	28°	1.00	155.00	100



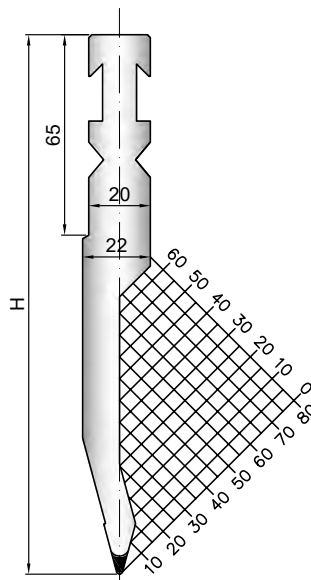
Acciaio / Steel: 1.2312 Quenched

Cod.	α	R	H	T/mt
12.310	30°	3.00	175.00	100
12.320	30°	1.00	175.00	100



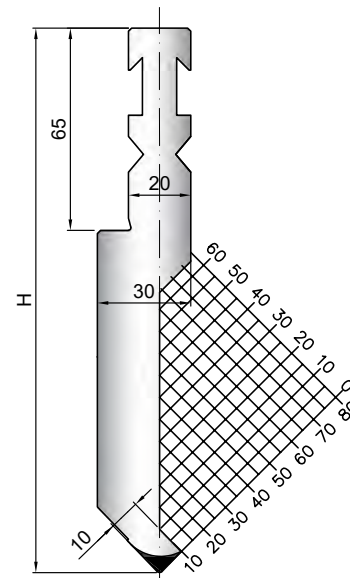
Acciaio / Steel: 1.2312 Quenched

Cod.	α	R	H	T/mt
12.300	30°	1.00	175.00	80



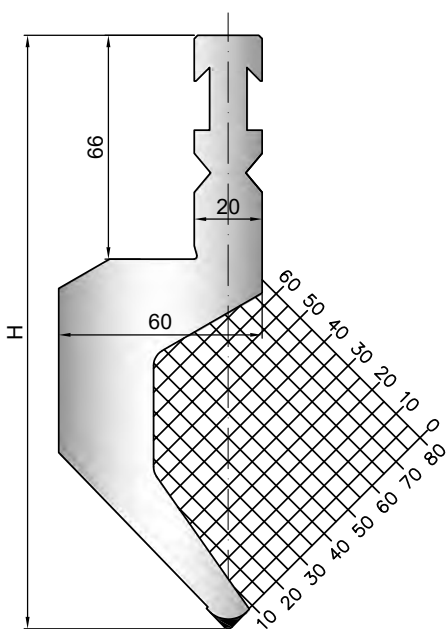
Acciaio / Steel: 1.2312 Quenched

Cod.	α	R	H	T/mt
12.290	88°	1.00	175.00	100
12.291	85°	1.00	175.00	100



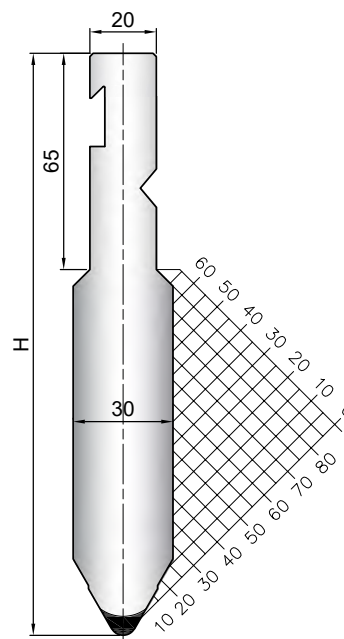
Acciaio / Steel: 1.2312 Quenched

Cod.	α	R	H	T/mt
12.270	88°	1.50	175.00	50
12.271	85°	1.00	175.00	50



Acciaio / Steel: 1.2312 Quenched

Cod.	α	R	H	T/mt
12.999	60°	4.00	175.00	160



Acciaio / Steel: 1.2312 Quenched

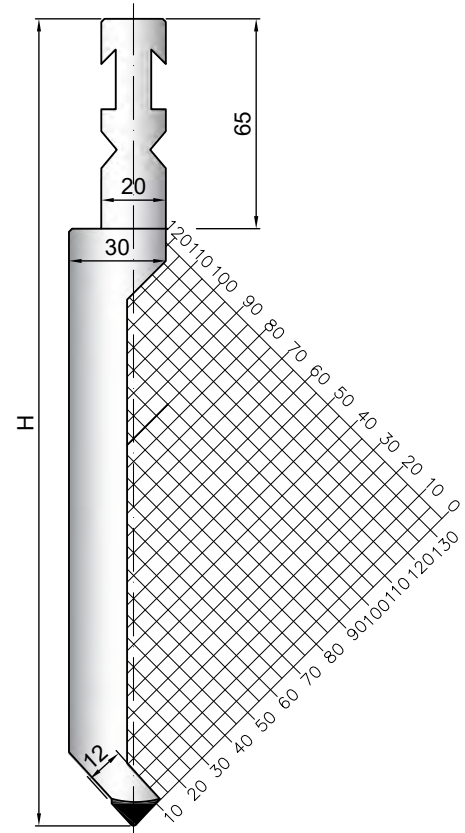
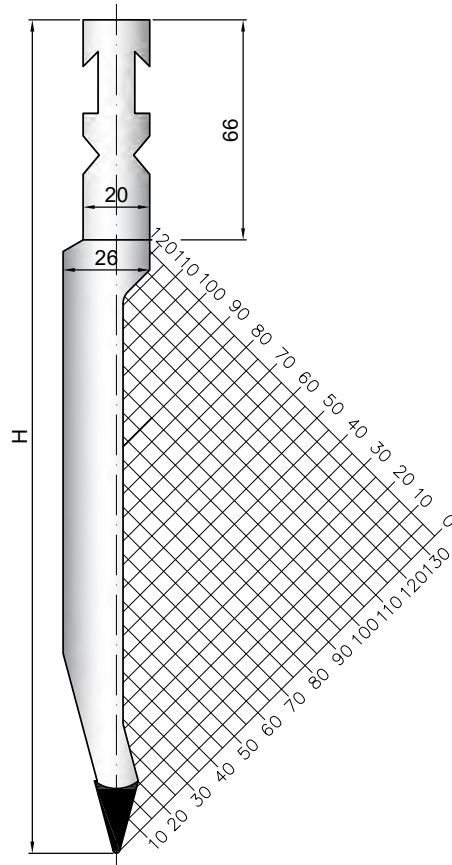
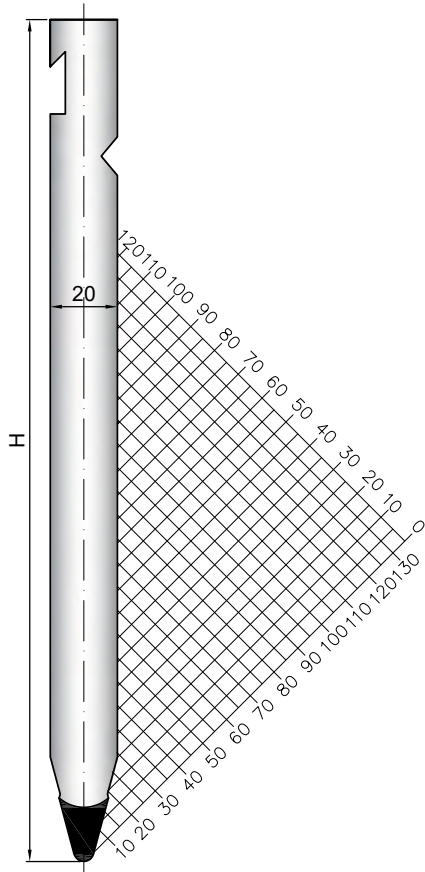
Cod.	α	R	H	T/mt
12.991	30°	3.00	250.00	100
12.992	30°	1.00	250.00	100

Acciaio / Steel: 1.2312 Quenched

Cod.	α	R	H	T/mt
12.993	30°	1.00	250.00	80
12.994	26°	1.00	250.00	80

Acciaio / Steel: 1.2312 Quenched

Cod.	α	R	H	T/mt
12.995	85°	1.00	250.00	100

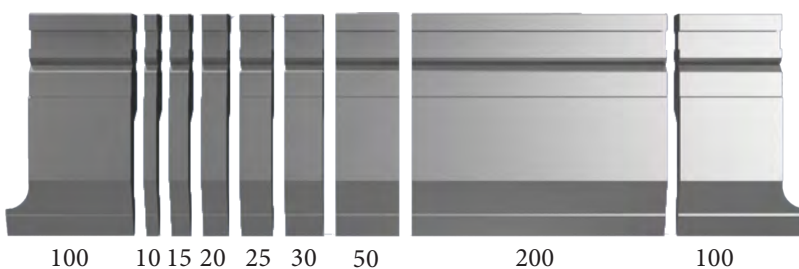


SCHEMA SCARPETTE FRAZIONATO STANDARD
HORNS SCHEME STANDARD SECTIONING

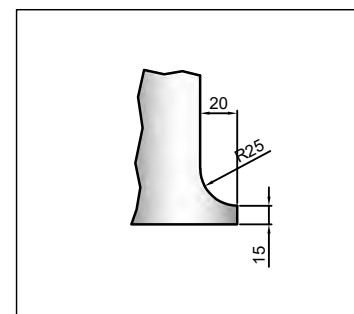
500 mm



550 mm Sect.

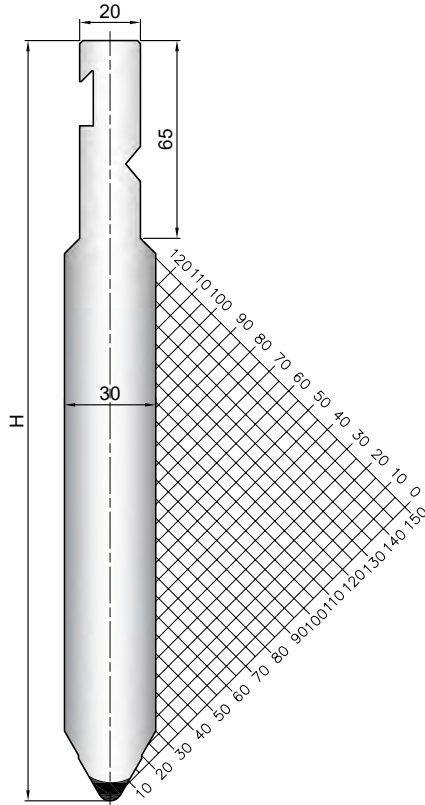


100 10 15 20 25 30 50 200 100



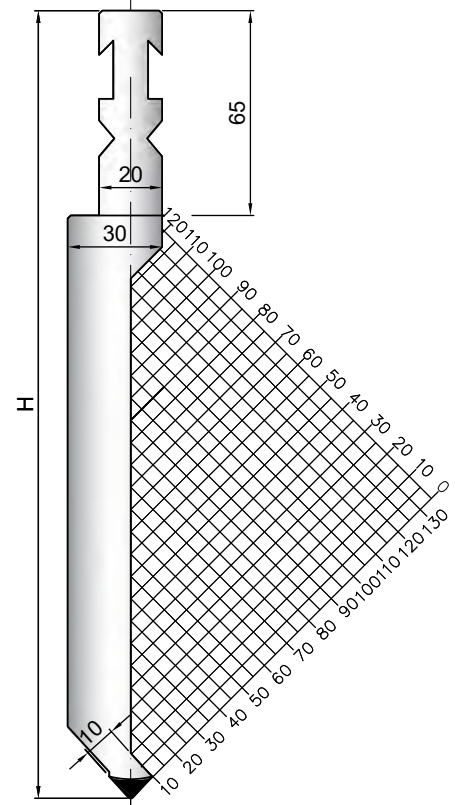
Acciaio / Steel: 1.2312 Quenched

Cod.	α	R	H	T/mt
12.980	60°	4.00	250.00	160



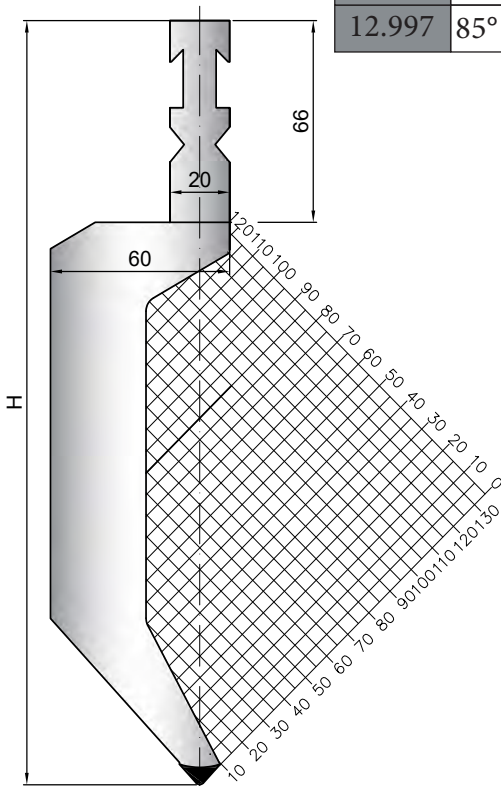
Acciaio / Steel: 1.2312 Quenched

Cod.	α	R	H	T/mt
12.996	85°	1.00	250.00	100



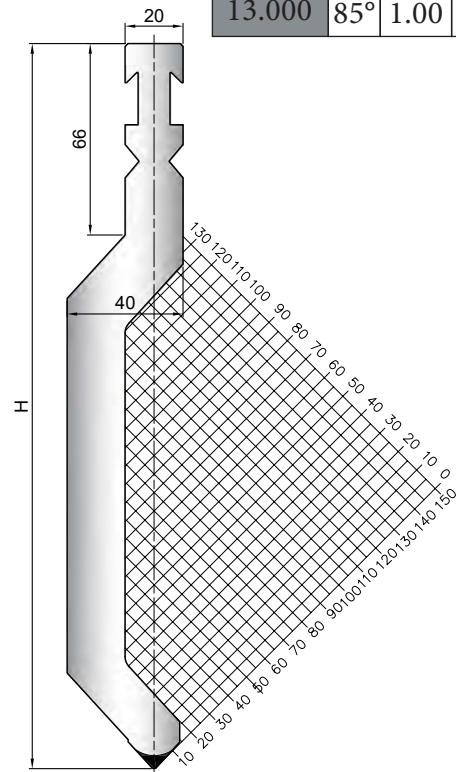
Acciaio / Steel: 1.2312 Quenched

Cod.	α	R	H	T/mt
12.997	85°	1.50	250.00	50



Acciaio / Steel: 1.2312 Quenched

Cod.	α	R	H	T/mt
13.000	85°	1.00	250.00	85

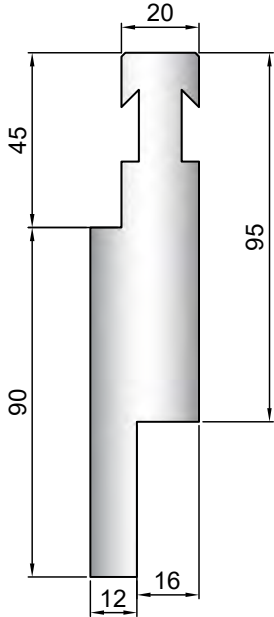


Supporti per lame / Blade holder

Beyeler - R

Acciaio / Steel: 1.2312 Quenched

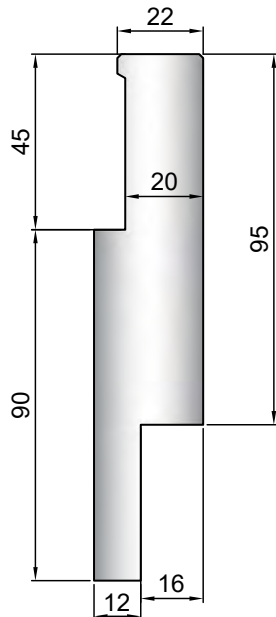
Cod.	T/mt
10.441	100



Beyeler - S

Acciaio / Steel: 1.2312 Quenched

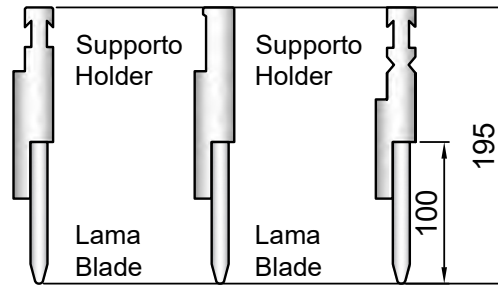
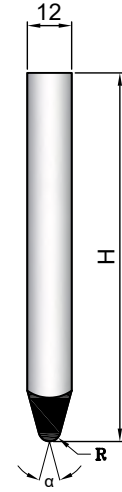
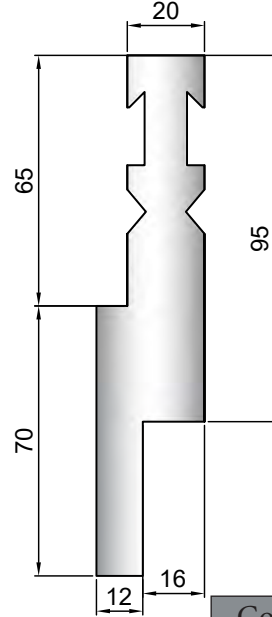
Cod.	T/mt
10.442	100



Beyeler - RFA

Acciaio / Steel: 1.2312 Quenched

Cod.	T/mt
10.443	80




Acciaio / Steel: 1.2312 Quenched

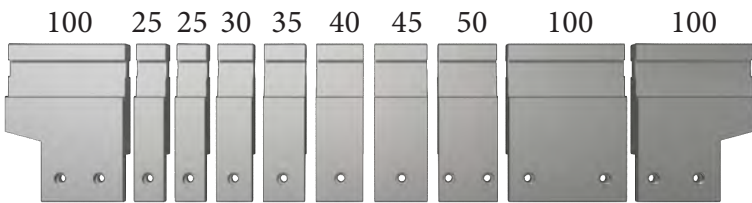
Cod.	α	R	H	T/mt
13.500	28°	0.50	100.00	100
13.501	28°	1.00	100.00	100
13.502	28°	2.00	100.00	100
13.503	28°	3.00	100.00	100
13.504	28°	4.00	100.00	100
13.505	28°	5.00	100.00	100
13.506	28°	6.00	100.00	100

Supporto/Holder

500



550 mm




Lama / Blade

500



550 mm



Acciaio / Steel: 1.2312 Quenched

Cod.	α	R	H	T/mt
13.520	84°	1.00	100.00	100

Acciaio / Steel: 1.2312 Quenched

Cod.	α	R	H	T/mt
13.530	86°	1.00	100.00	100

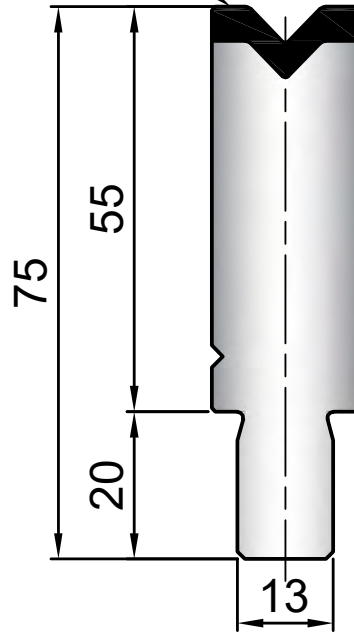
Acciaio / Steel: 1.2312 Quenched

Cod.	α	R	H	T/mt
13.550	90°	0.50	100.00	100
13.551	90°	1.00	100.00	100
13.552	90°	1.50	100.00	100
13.553	90°	2.00	100.00	100




Matrici standard sono disponibili a magazzino nelle lunghezze di: 500 mm - 1000 mm - 1100 mm frazionato
Dies are available in the following standard lengths: 500 mm - 1000 mm - 1100 mm sectioneted


PARTI USURABILI
WEAR PARTS



500 mm



1000 mm

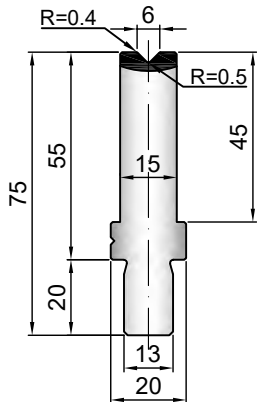


10 15 20 30 40 50 60 75 100 400

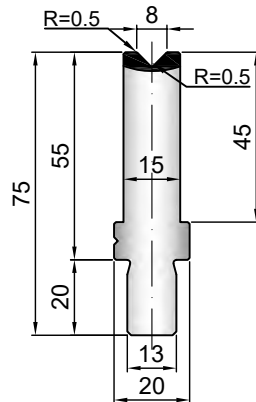
1100 mm Sect.



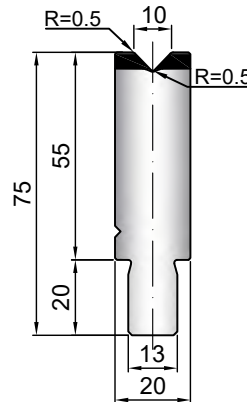
Acciaio / Steel: C45			
Cod.	α	T/mt	Kg/mt
31.010	90°	100	8.8



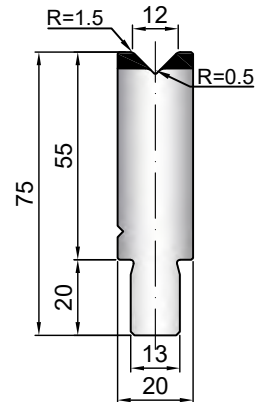
Acciaio / Steel: C45			
Cod.	α	T/mt	Kg/mt
31.020	90°	100	8.8



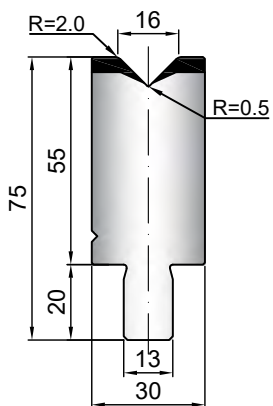
Acciaio / Steel: C45			
Cod.	α	T/mt	Kg/mt
31.030	90°	100	10.5



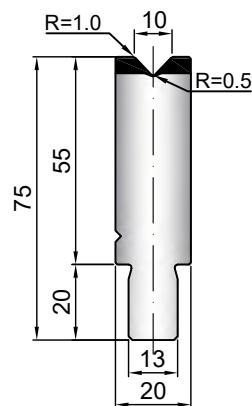
Acciaio / Steel: C45			
Cod.	α	T/mt	Kg/mt
31.040	90°	100	10.5



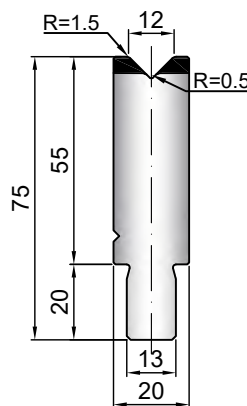
Acciaio / Steel: C45			
Cod.	α	T/mt	Kg/mt
31.050	90°	100	14.5



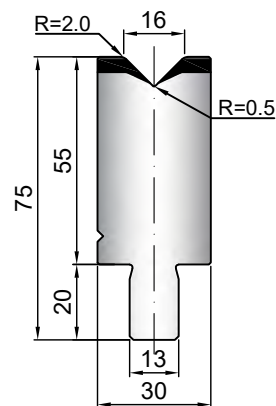
Acciaio / Steel: C45			
Cod.	α	T/mt	Kg/mt
31.060	88°	100	10.5



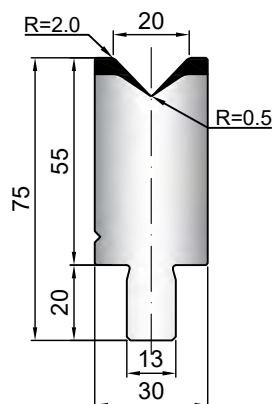
Acciaio / Steel: C45			
Cod.	α	T/mt	Kg/mt
31.070	88°	100	10.5



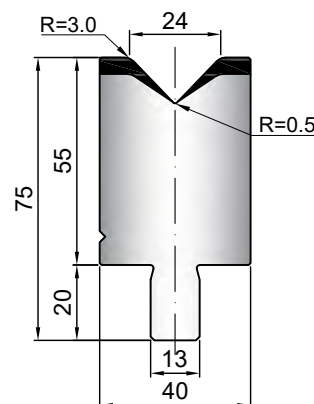
Acciaio / Steel: C45			
Cod.	α	T/mt	Kg/mt
31.080	88°	100	14.5



Acciaio / Steel: C45			
Cod.	α	T/mt	Kg/mt
31.090	88°	100	14.5

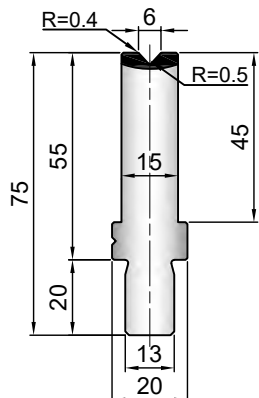


Acciaio / Steel: C45			
Cod.	α	T/mt	Kg/mt
31.100	88°	100	18



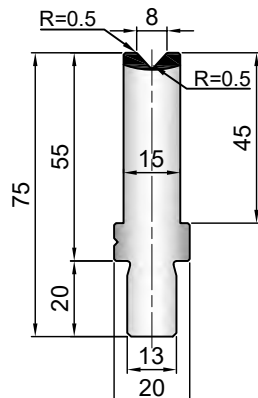
Acciaio / Steel: C45

Cod.	α	T/mt	Kg/mt
31.011	85°	100	9



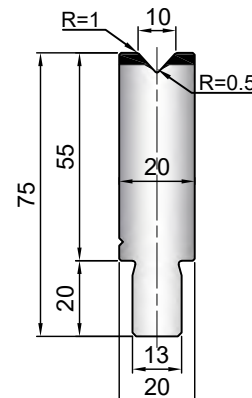
Acciaio / Steel: C45

Cod.	α	T/mt	Kg/mt
31.012	85°	100	9



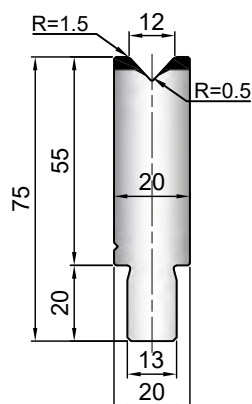
Acciaio / Steel: C45

Cod.	α	T/mt	Kg/mt
31.013	85°	100	10.5



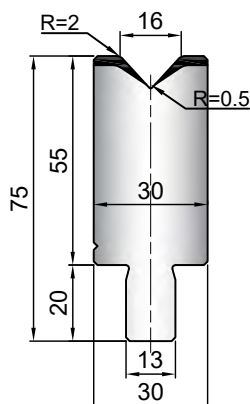
Acciaio / Steel: C45

Cod.	α	T/mt	Kg/mt
31.014	85°	100	10.5



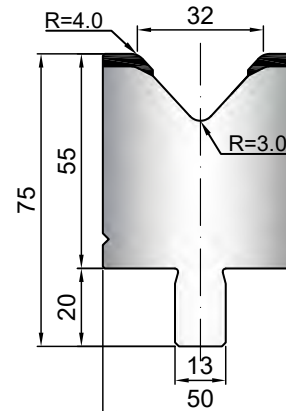
Acciaio / Steel: C45

Cod.	α	T/mt	Kg/mt
31.015	85°	100	14.5



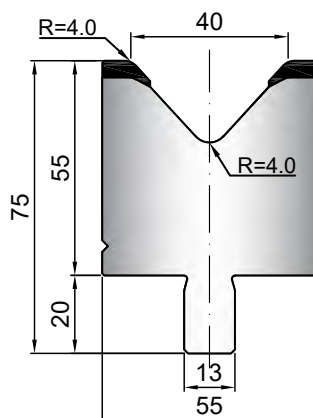
Acciaio / Steel: C45

Cod.	α	T/mt	Kg/mt
31.110	85°	100	21.5



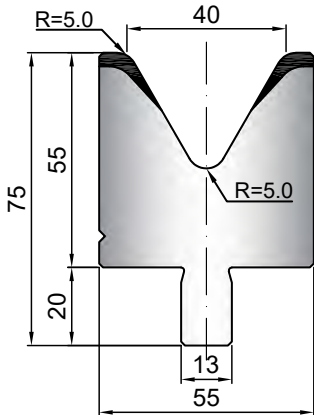
Acciaio / Steel: C45

Cod.	α	T/mt	Kg/mt
31.120	85°	100	22



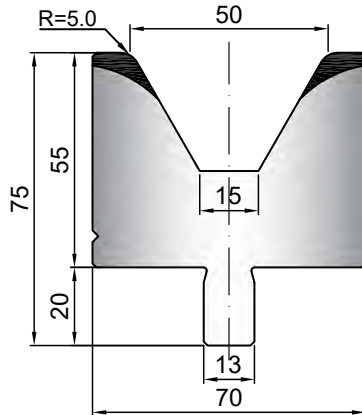
Acciaio / Steel: C45

Cod.	α	T/mt	Kg/mt
31.130	60°	100	22



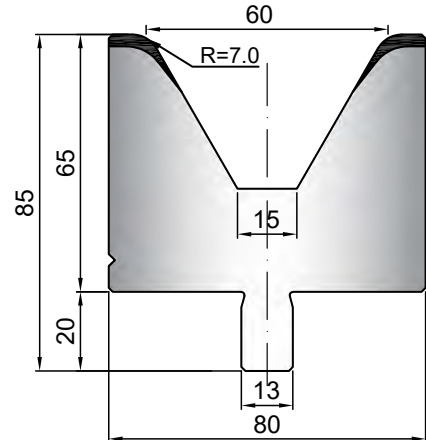
Acciaio / Steel: C45

Cod.	α	T/mt	Kg/mt
31.790	60°	100	24.5



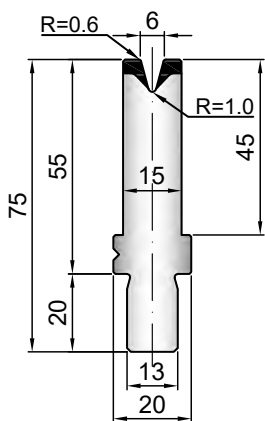
Acciaio / Steel: C45

Cod.	α	T/mt	Kg/mt
31.140	60°	100	31.5



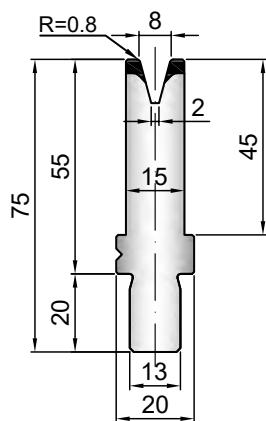
Acciaio / Steel: 1.2312 Quenched

Cod.	α	T/mt	Kg/mt
31.150	30°	35	8.8



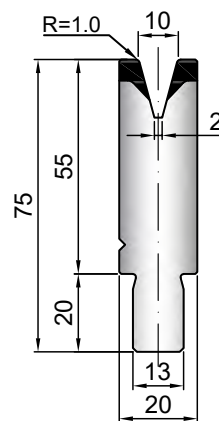
Acciaio / Steel: 1.2312 Quenched

Cod.	α	T/mt	Kg/mt
31.160	30°	35	8.8



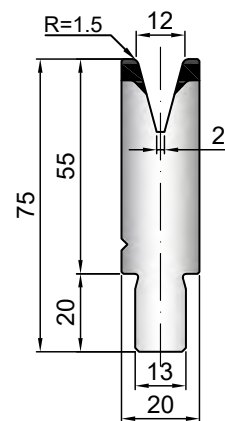
Acciaio / Steel: 1.2312 Quenched

Cod.	α	T/mt	Kg/mt
31.170	30°	40	10.5



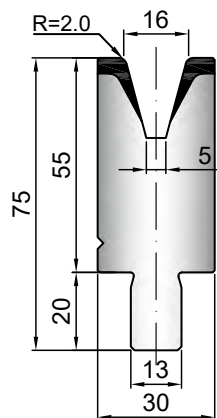
Acciaio / Steel: 1.2312 Quenched

Cod.	α	T/mt	Kg/mt
31.180	30°	40	10.5



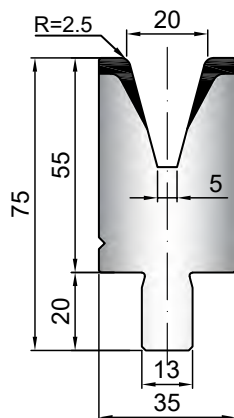
Acciaio / Steel: 1.2312 Quenched

Cod.	α	T/mt	Kg/mt
31.190	30°	50	13.5



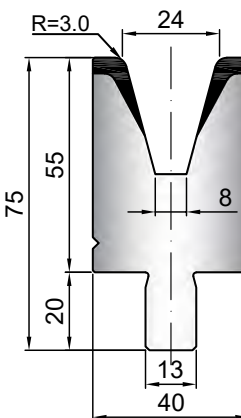
Acciaio / Steel: 1.2312 Quenched

Cod.	α	T/mt	Kg/mt
31.200	30°	50	14.5



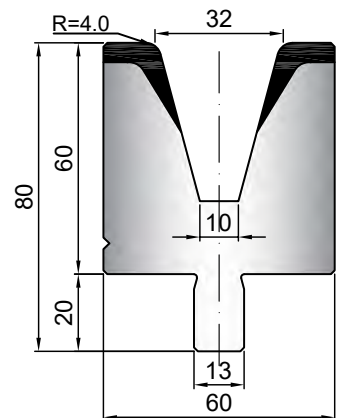
Acciaio / Steel: 1.2312 Quenched

Cod.	α	T/mt	Kg/mt
31.210	30°	50	18



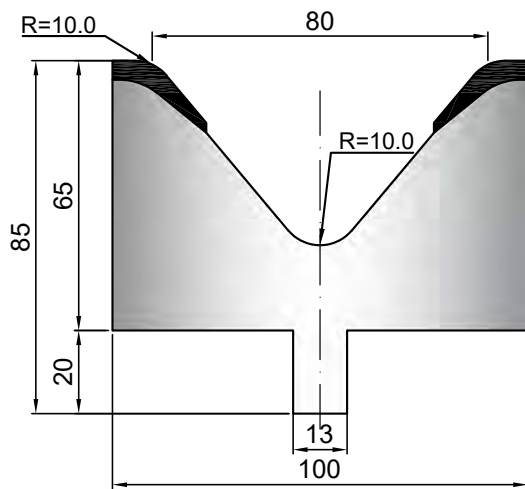
Acciaio / Steel: 1.2312 Quenched

Cod.	α	T/mt	Kg/mt
31.220	30°	50	23.5



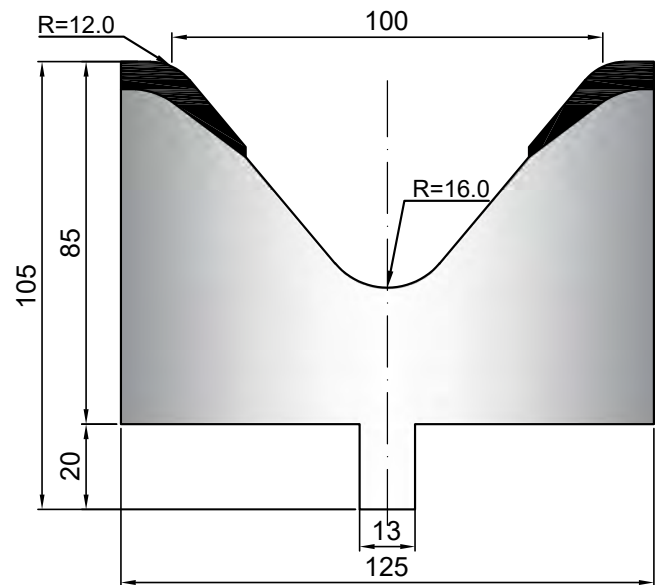
Acciaio / Steel: C45

Cod.	α	T/mt	Kg/mt
31.101	80°	100	37.5



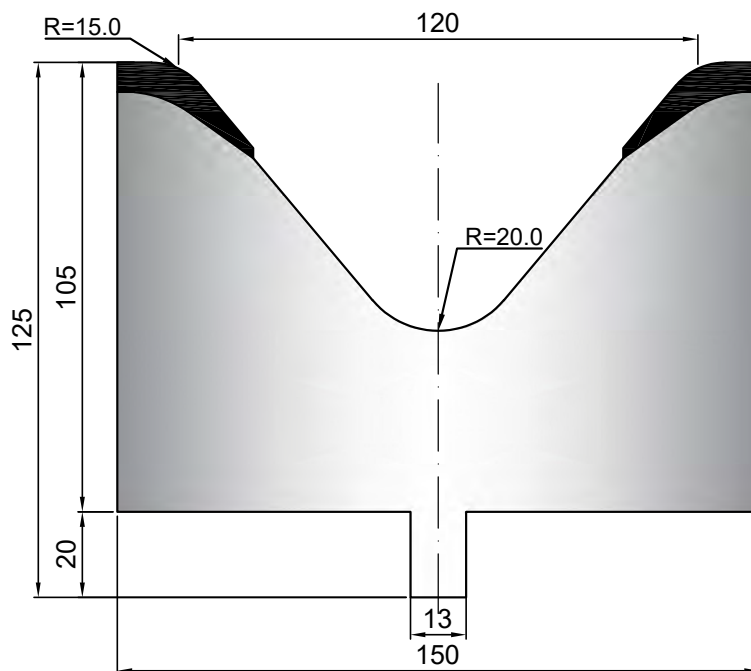
Acciaio / Steel: C45

Cod.	α	T/mt	Kg/mt
31.102	80°	100	61.5

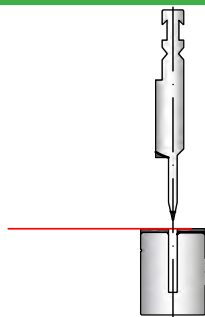


Acciaio / Steel: C45

Cod.	α	T/mt	Kg/mt
31.103	80°	100	91.5

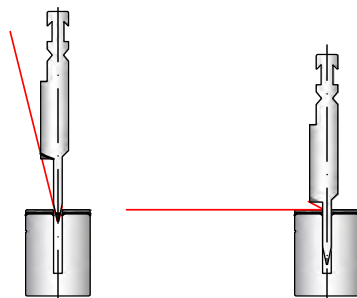
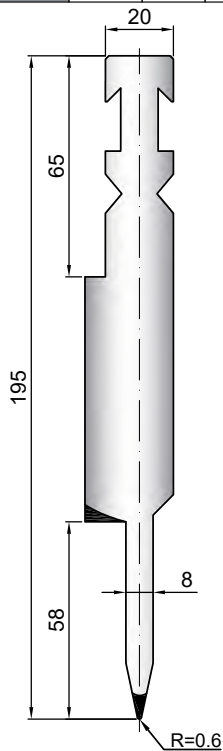


Piegaschiaccia / Flattening tool



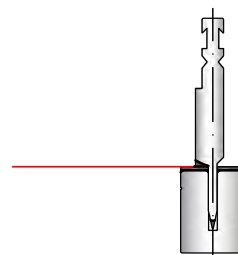
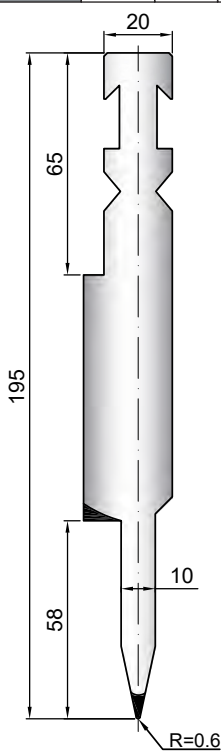
Acciaio / Steel: 1.2312 Quenched

Cod.	α	T/mt	Kg/mt
12.520	24°	80	27



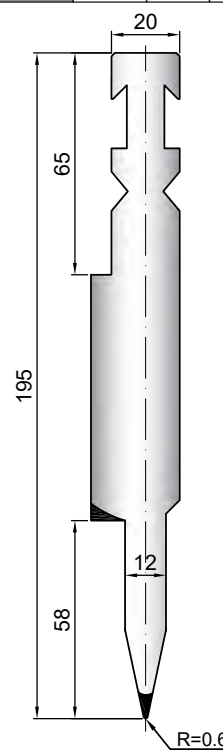
Acciaio / Steel: 1.2312 Quenched

Cod.	α	T/mt	Kg/mt
12.530	24°	80	28



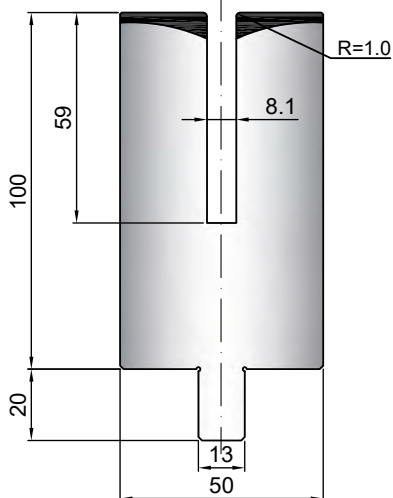
Acciaio / Steel: 1.2312 Quenched

Cod.	α	T/mt	Kg/mt
12.540	24°	80	29



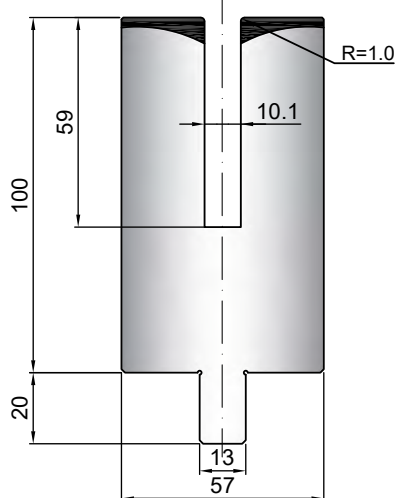
Acciaio / Steel: 1.2312 Quenched

Cod.	T/mt	Kg/mt
31.570	50	38



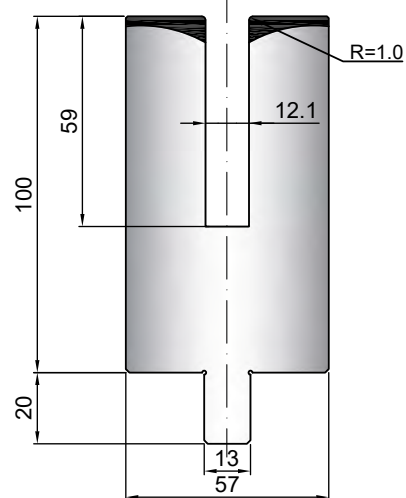
Acciaio / Steel: 1.2312 Quenched

Cod.	T/mt	Kg/mt
31.740	50	42



Acciaio / Steel: 1.2312 Quenched

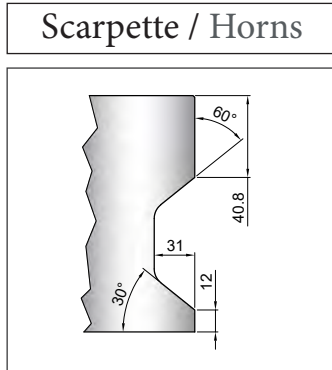
Cod.	T/mt	Kg/mt
31.750	50	42



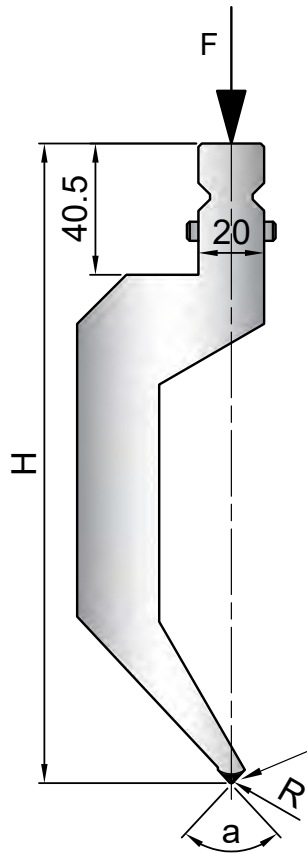


Punzoni standard sono disponibili a magazzino nelle lunghezze di: 100 mm - 200 mm - 300 mm - 500 mm - 550 mm frazionato
 Punches are available in the following standard lengths: 100 mm - 200 mm - 300 mm - 500 mm - 550 mm sectioneted

Descrizione / Description
H = Altezza / Height
α = Angolo / Degree
R = Raggio / Radius

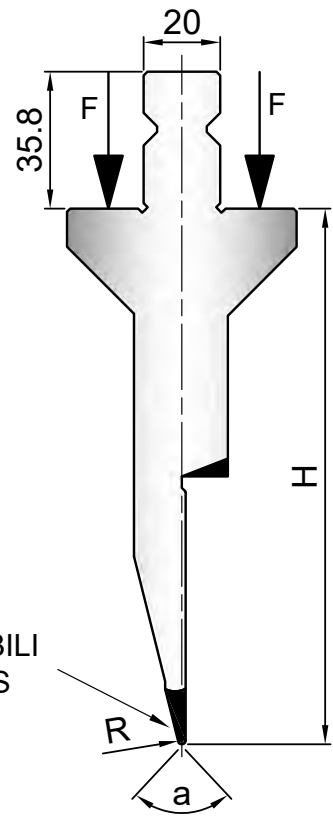


SPINTA IN TESTA
 PRESURE ON THE HEAD

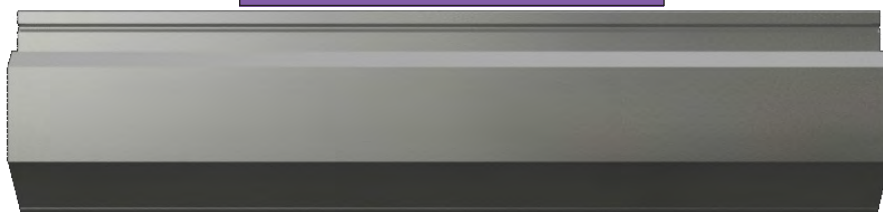


SPINTA SULLE SPALLE
 PRESURE ON THE SHOULDERS


PARTI USURABILI
 WEAR PARTS



500 mm

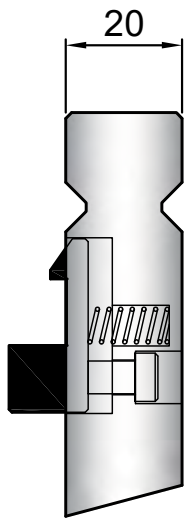


550 mm Sect.



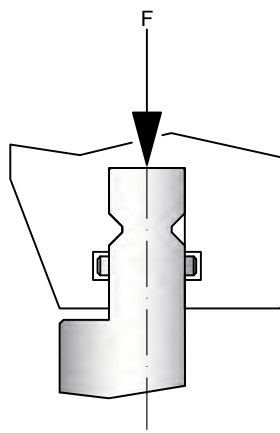
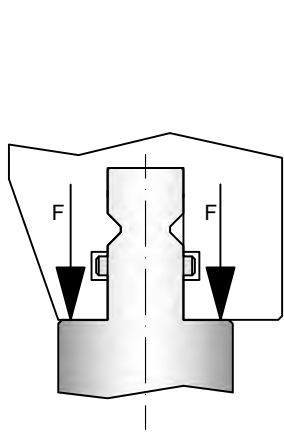
Safety-Clicks / Spine - Pins

80.201

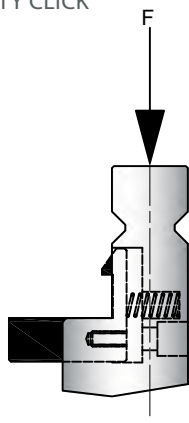
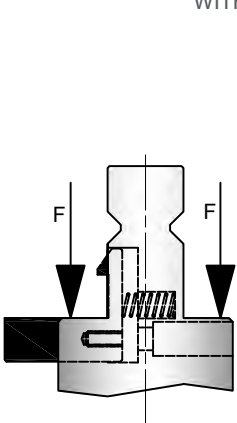


SPINTA SULLE SPALLE
PRESURE ON THE SHOULDERS

SPINTA IN TESTA
PRESURE ON THE HEAD



CON SAFETY CLICK
WITH SAFETY CLICK



SAFETY-CLICKS			
12.333 12.370			80.202
12.332 12.380			80.203
12.331 12.340 12.350			80.204
12.941 13.020 13.030 12.335 12.950 10.444			80.205
12.334 12.330 12.360 12.337 12.338			80.206
12.940 12.943			80.207
			80.208

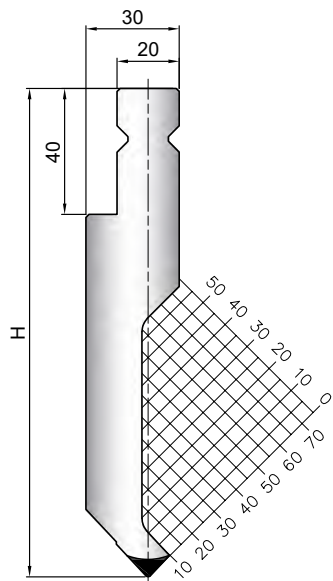
Safety click non disponibili per pezzi superiori a 12.5 kg
Safety clicks not available for pieces over 12.5 kg

12.942 - 12.943: Lunghezza 500 mm non è disponibile
12.942 - 12.943: Length 500 mm is not available



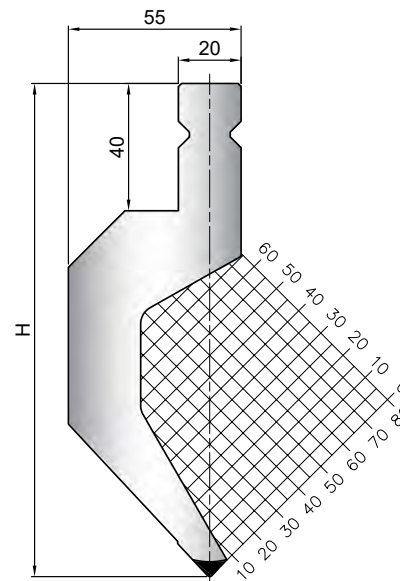
Acciaio / Steel: 1.2312 Quenched

Cod.	α	R	H	T/mt
12.331	86°	1.00	157.00	80



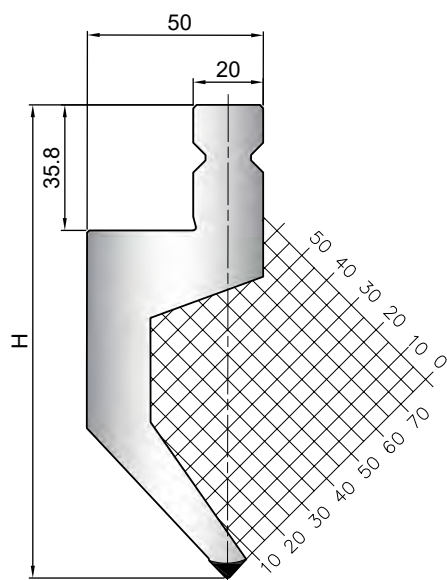
Acciaio / Steel: 1.2312 Quenched

Cod.	α	R	H	T/mt
12.334	86°	1.00	157.00	80



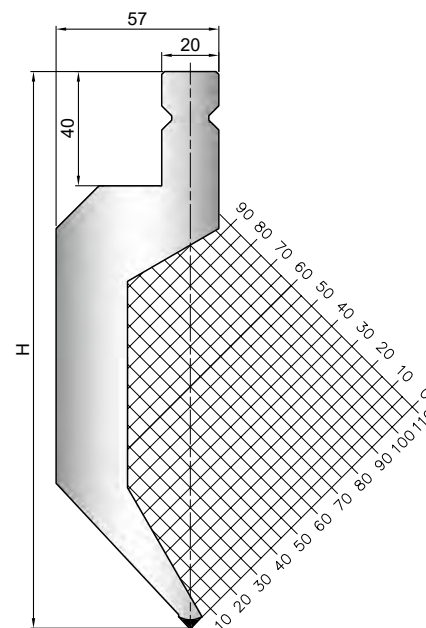
Acciaio / Steel: 1.2312 Quenched

Cod.	α	R	H	T/mt
12.337	86°	1.00	135.00	45



Acciaio / Steel: 1.2312 Quenched

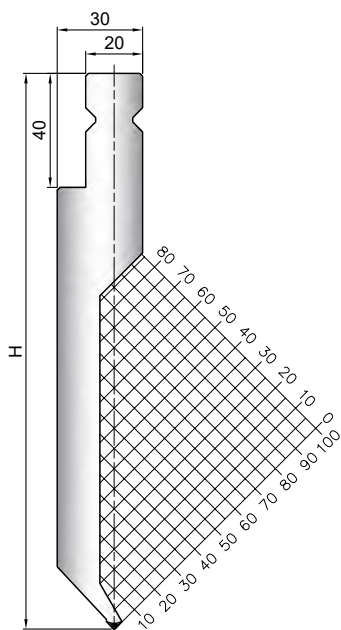
Cod.	α	R	H	T/mt
12.330	86°	0.80	195.00	40





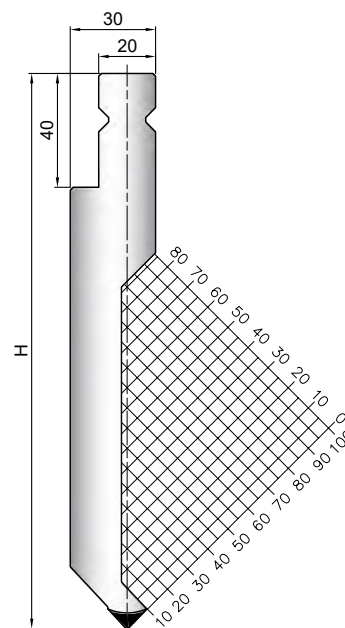
Acciaio / Steel: 1.2312 Quenched

Cod.	α	R	H	T/mt
12.340	86°	0.60	195.00	30



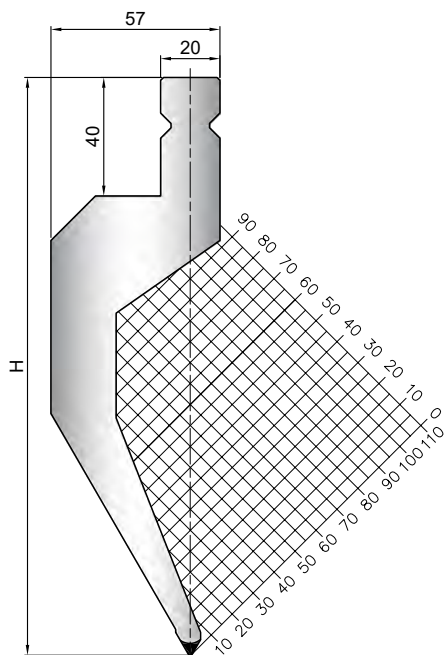
Acciaio / Steel: 1.2312 Quenched

Cod.	α	R	H	T/mt
12.350	86°	0.80	195.00	80



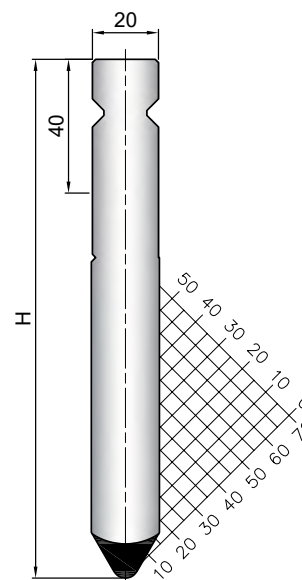
Acciaio / Steel: 1.2312 Quenched

Cod.	α	R	H	T/mt
12.360	60°	0.80	195.00	40



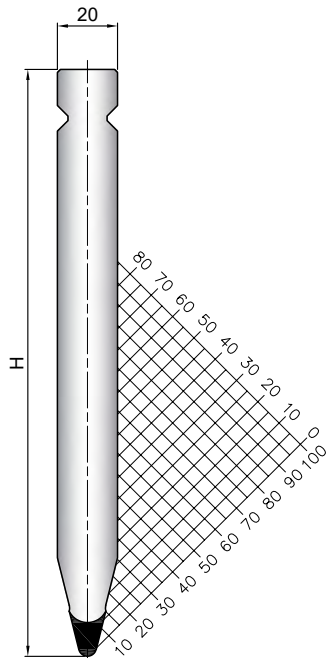
Acciaio / Steel: 1.2312 Quenched

Cod.	α	R	H	T/mt
12.333	60°	4.00	157.00	130



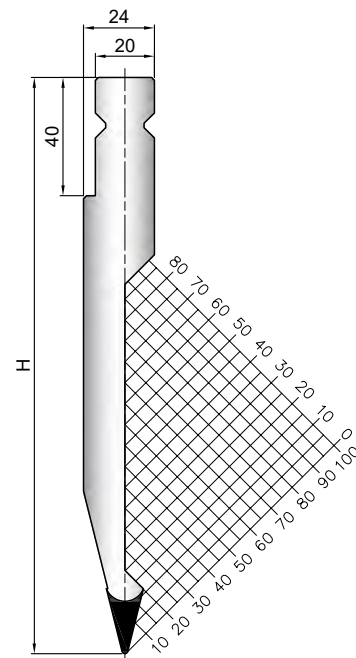
Acciaio / Steel: 1.2312 Quenched

Cod.	α	R	H	T/mt
12.370	28°	3.00	195.00	100



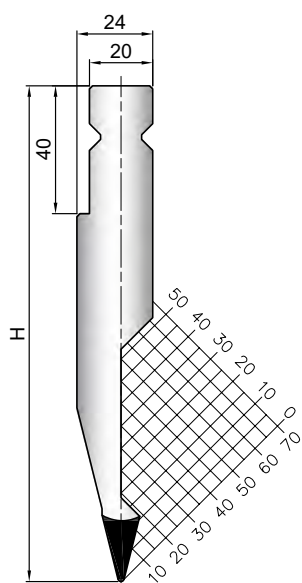
Acciaio / Steel: 1.2312 Quenched

Cod.	α	R	H	T/mt
12.380	28°	1.00	195.00	80



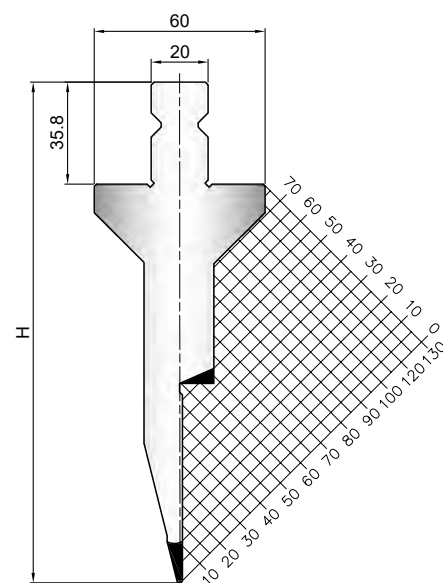
Acciaio / Steel: 1.2312 Quenched

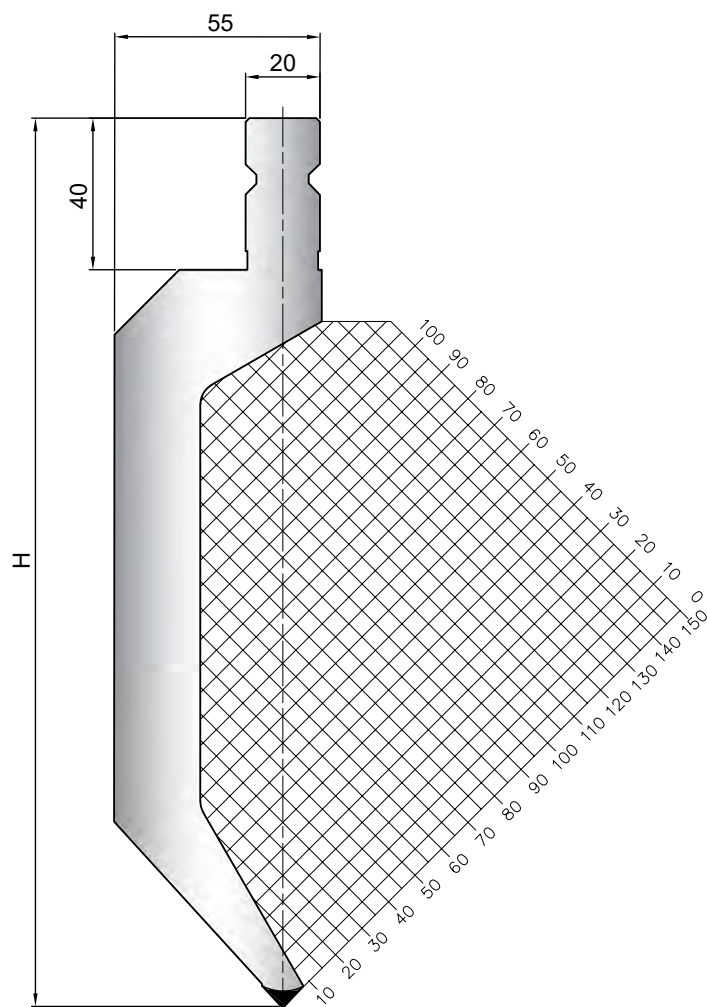
Cod.	α	R	H	T/mt
12.332	28°	1.00	157.00	80



Acciaio / Steel: 1.2312 Quenched

Cod.	α	R	H	T/mt
12.335	28°	1.00	176.00	40



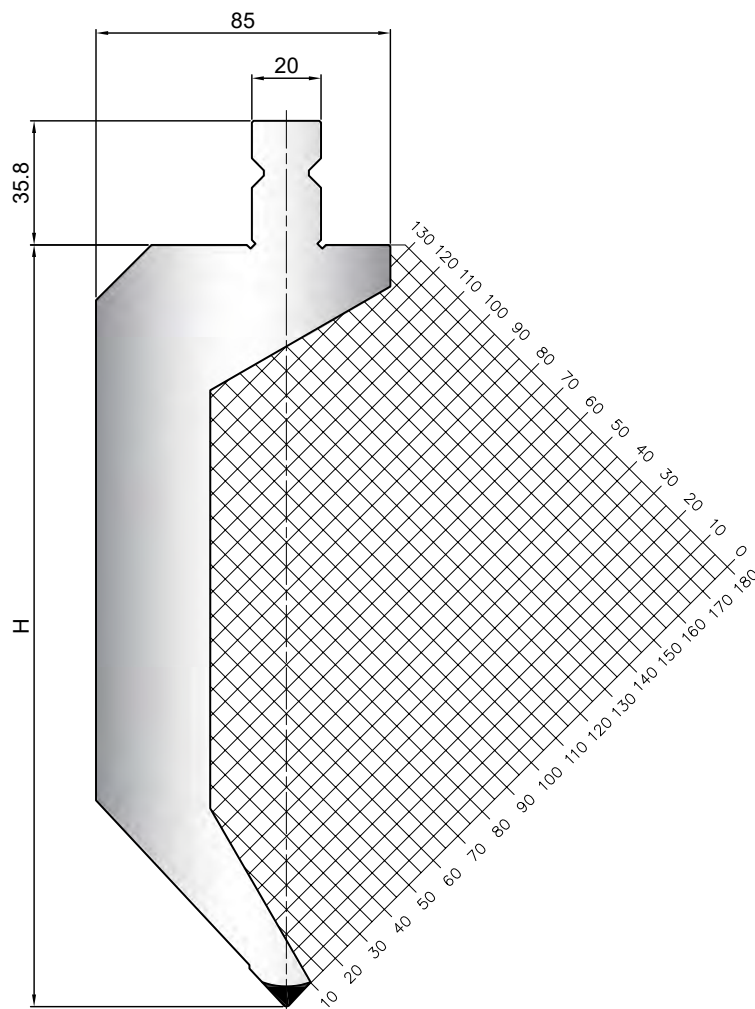


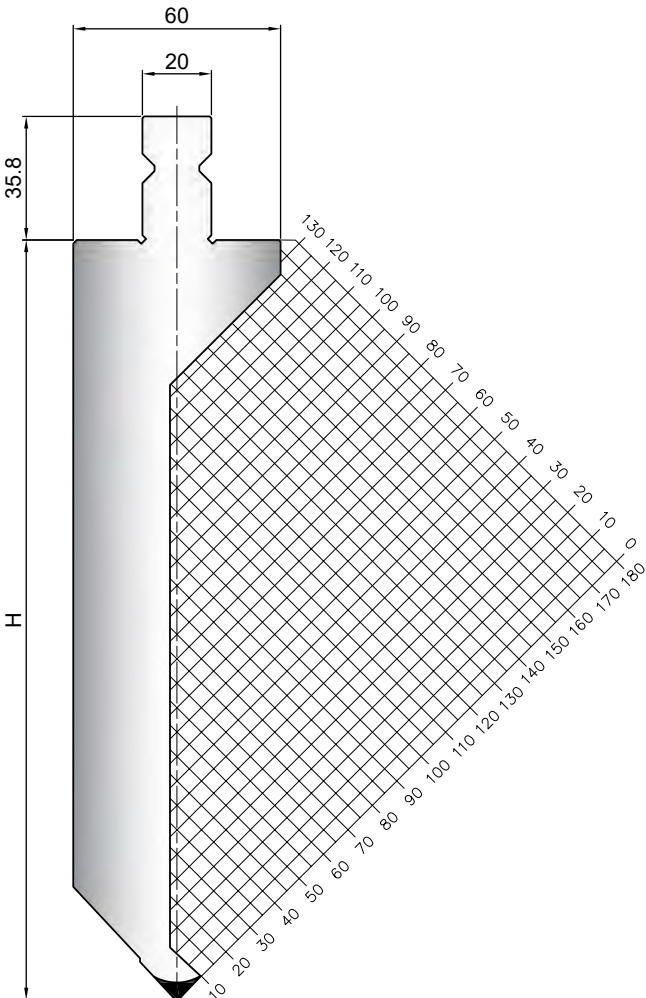
Acciaio / Steel: 1.2312 Quenched

Cod.	α	R	H	T/mt
12.336	86°	1.00	237.00	50

Acciaio / Steel: 1.2312 Quenched

Cod.	α	R	H	T/mt
12.940	86°	1.00	220.00	60





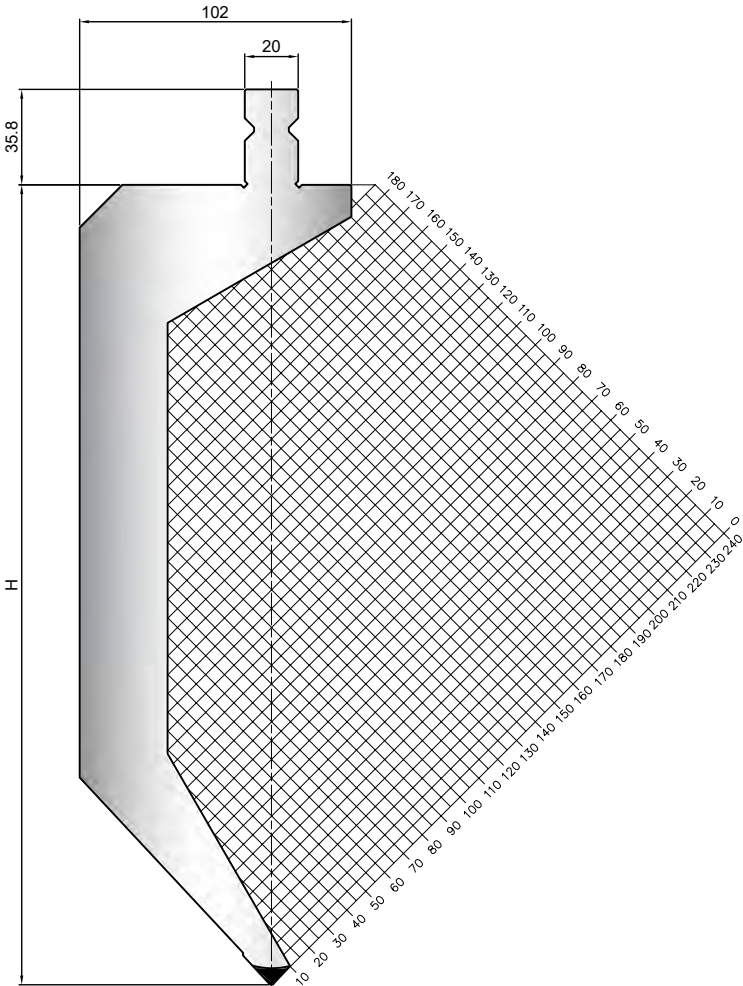
Acciaio / Steel: 1.2312 Quenched

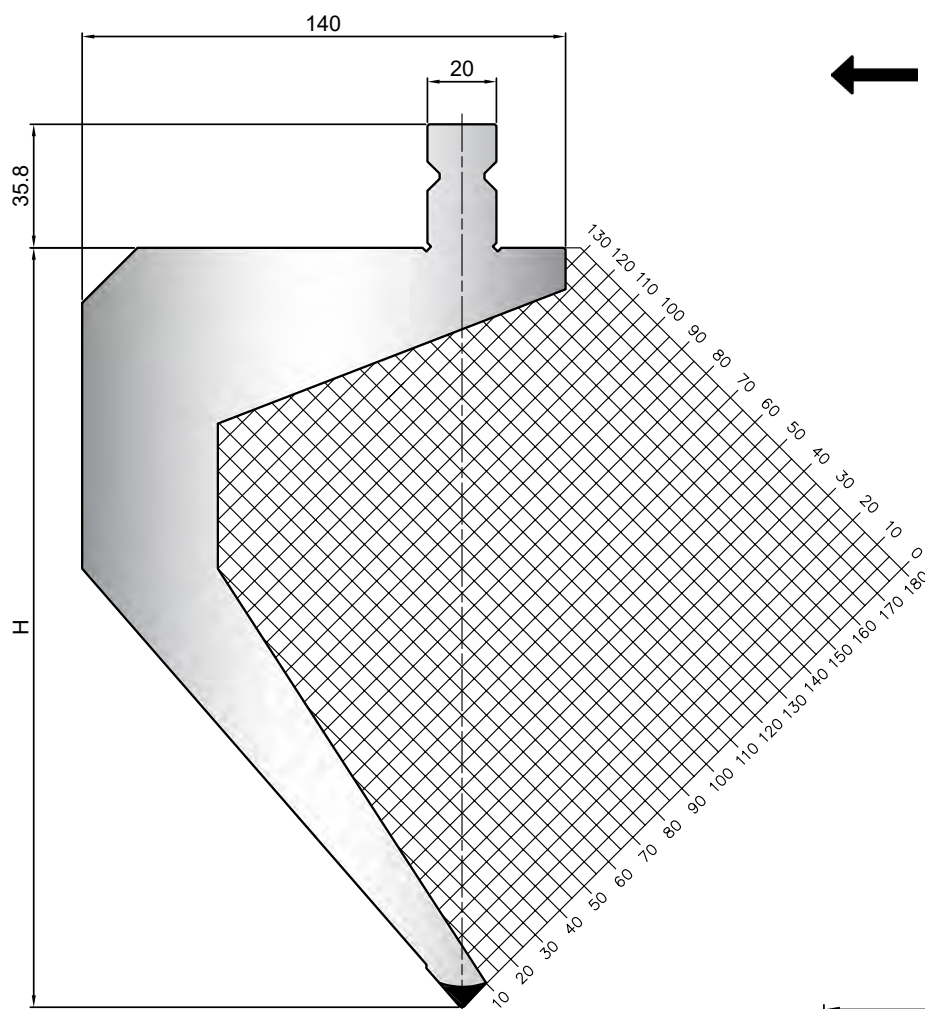
Cod.	α	R	H	T/mt
12.941	86°	1.00	220.00	80



Acciaio / Steel: 1.2312 Quenched

Cod.	α	R	H	T/mt
12.943	86°	1.00	300.00	40





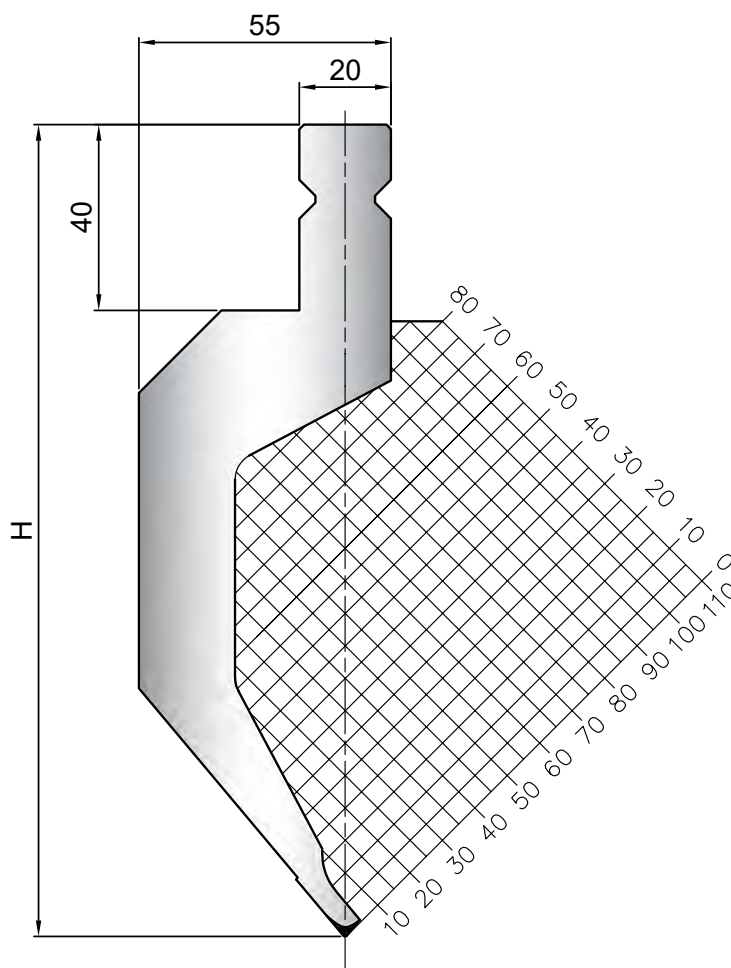
Acciaio / Steel: 1.2312 Quenched

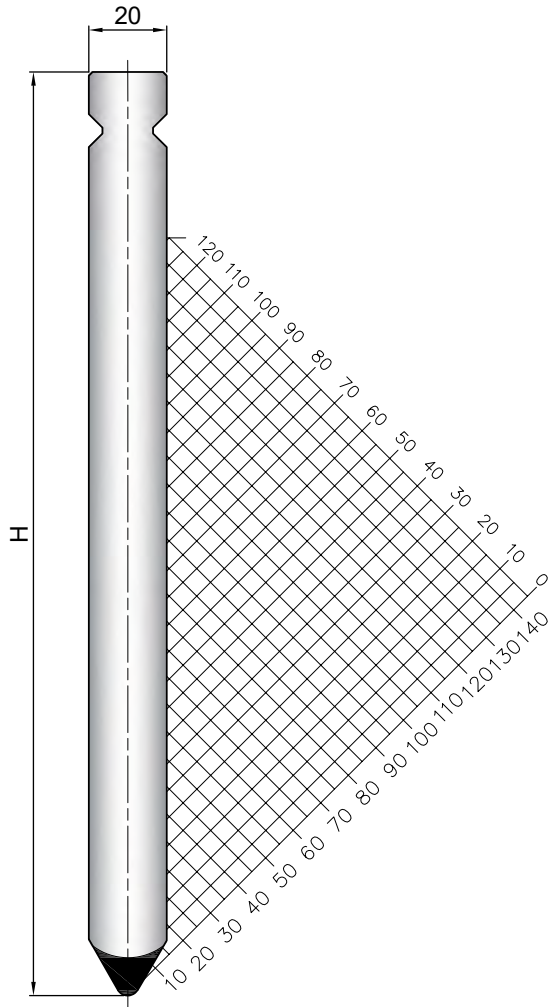
Cod.	α	R	H	T/mt
12.942	84°	1.00	220.00	50



Acciaio / Steel: 1.2312 Quenched

Cod.	α	R	H	T/mt
12.338	80°	0.50	177.00	40





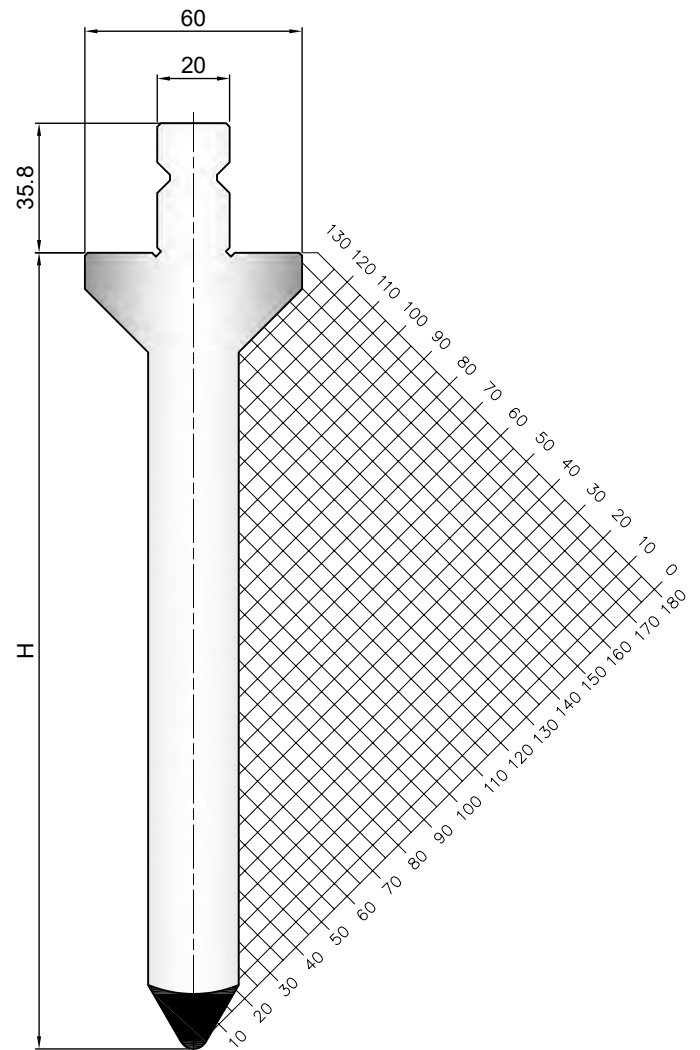
Acciaio / Steel: 1.2312 Quenched

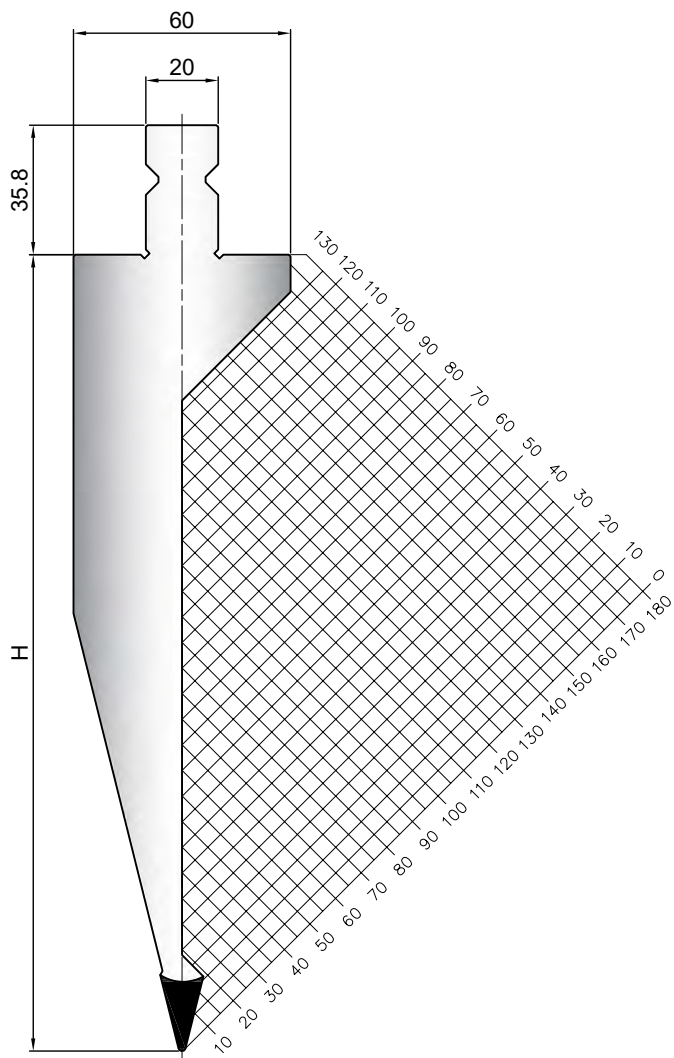
Cod.	α	R	H	T/mt
12.375	60°	3.00	237.00	100



Acciaio / Steel: 1.2312 Quenched

Cod.	α	R	H	T/mt
13.030	60°	4.00	220.00	100





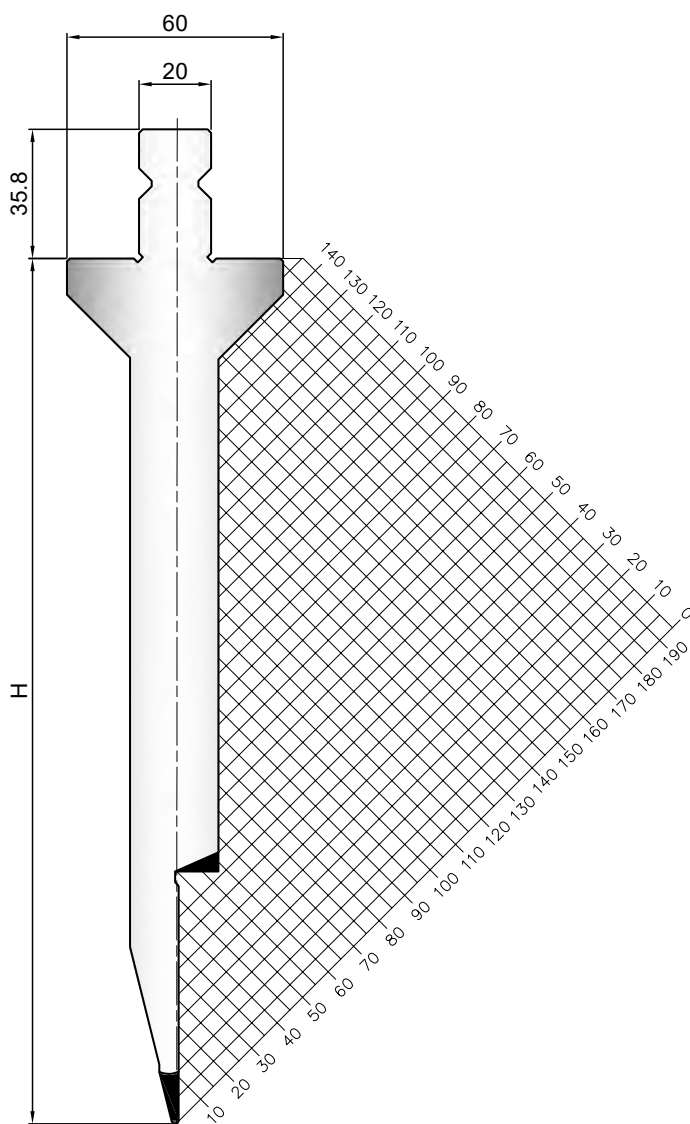
Acciaio / Steel: 1.2312 Quenched

Cod.	α	R	H	T/mt
13.020	28°	1.00	220.00	80

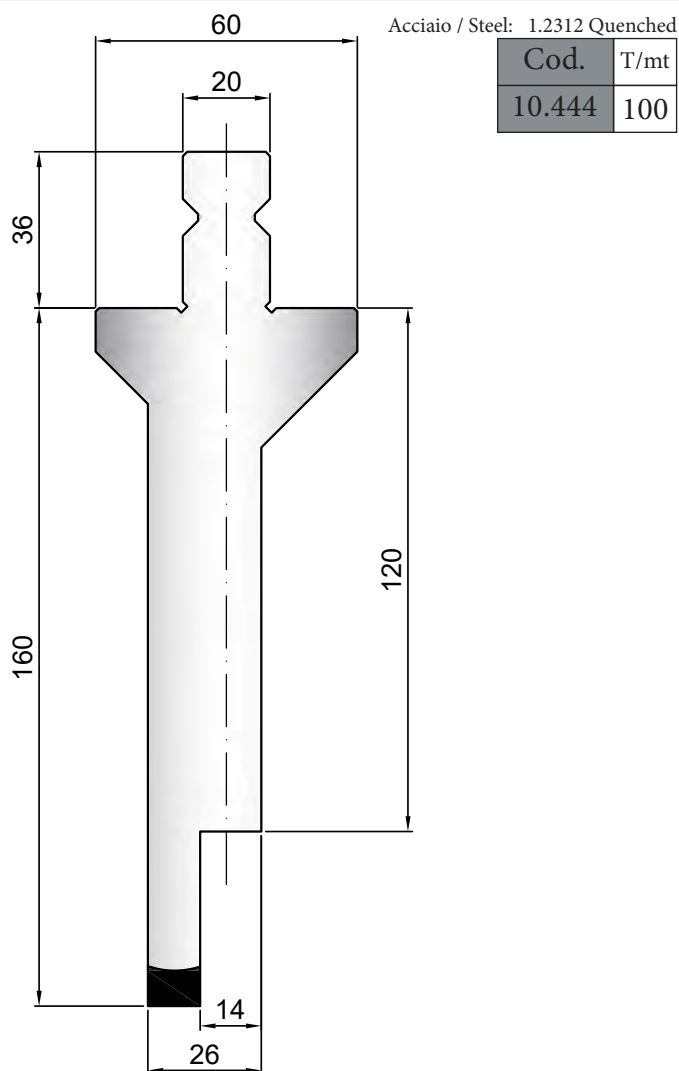


Acciaio / Steel: 1.2312 Quenched

Cod.	α	R	H	T/mt
12.950	28°	1.00	240.00	40




Supporti per lame - Blade holders

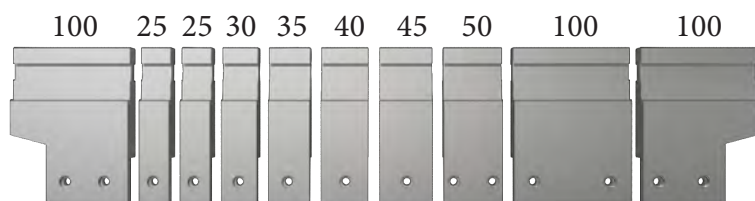


Supporto/Holder

500



550 mm

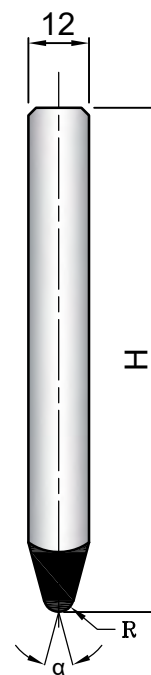



Lama / Blade

500



550 mm



Acciaio / Steel: 1.2312 Quenched

Cod.	α	R	H	T/mt
13.500	28°	0.50	100.00	100
13.501	28°	1.00	100.00	100
13.502	28°	2.00	100.00	100
13.503	28°	3.00	100.00	100
13.504	28°	4.00	100.00	100
13.505	28°	5.00	100.00	100
13.506	28°	6.00	100.00	100

Acciaio / Steel: 1.2312 Quenched

Cod.	α	R	H	T/mt
13.520	84°	1.00	100.00	100


Acciaio / Steel: 1.2312 Quenched

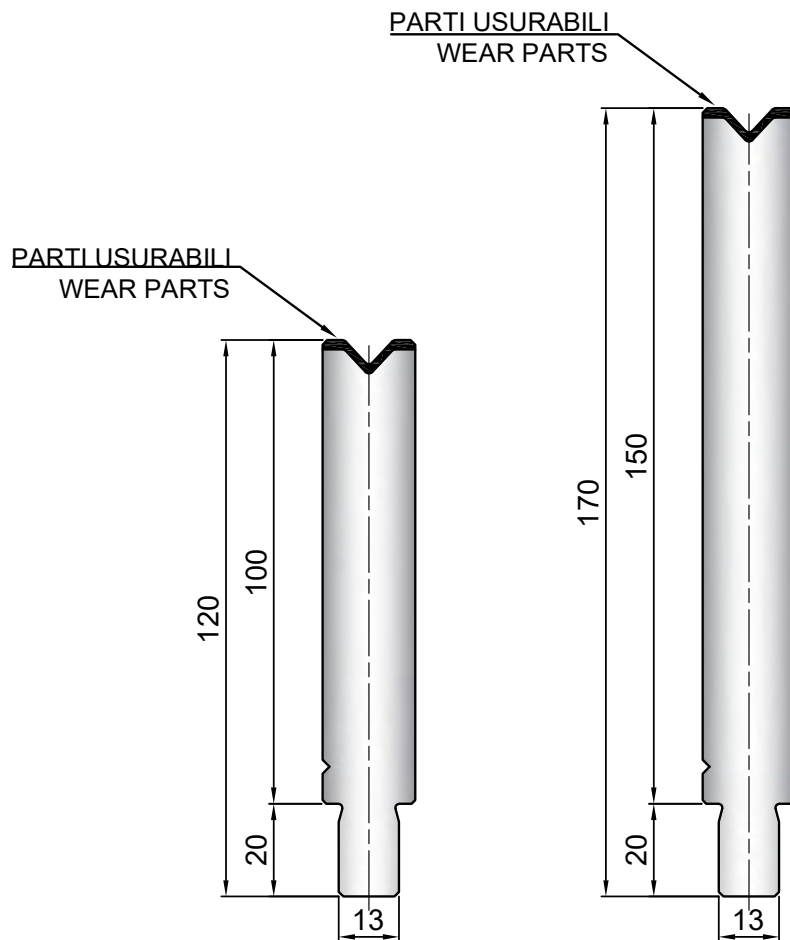
Cod.	α	R	H	T/mt
13.530	86°	1.00	100.00	100

Acciaio / Steel: 1.2312 Quenched


Cod.	α	R	H	T/mt
13.550	90°	0.50	100.00	100
13.551	90°	1.00	100.00	100
13.552	90°	1.50	100.00	100
13.553	90°	2.00	100.00	100

Matrici / Dies


 Matrici standard sono disponibili a magazzino nelle lunghezze di: 500 mm - 550 mm frazionato
Dies are available in the following standard lengths: 500 mm - 550 mm sectioned



500 mm

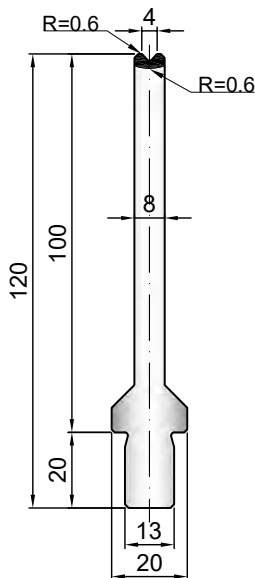


550 mm Sect.



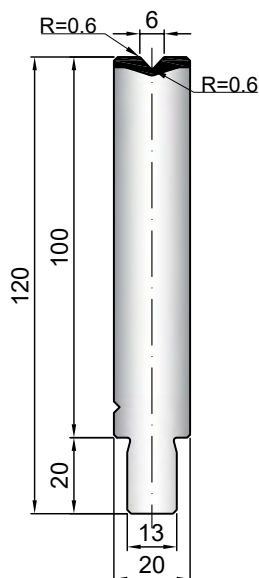
Acciaio / Steel: C45

Cod.	α	T/mt
40.300	86°	100



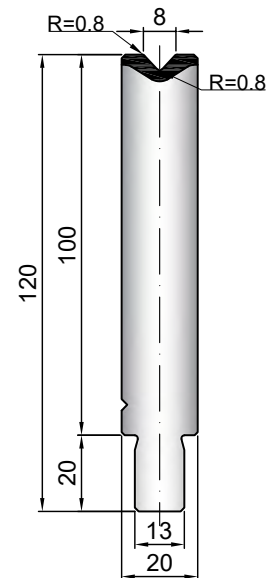
Acciaio / Steel: C45

Cod.	α	T/mt
40.301	86°	100



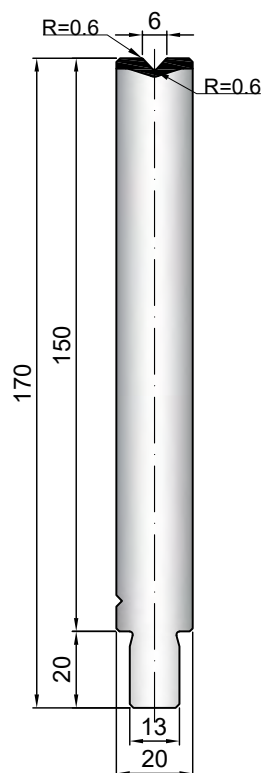
Acciaio / Steel: C45

Cod.	α	T/mt
40.302	86°	100



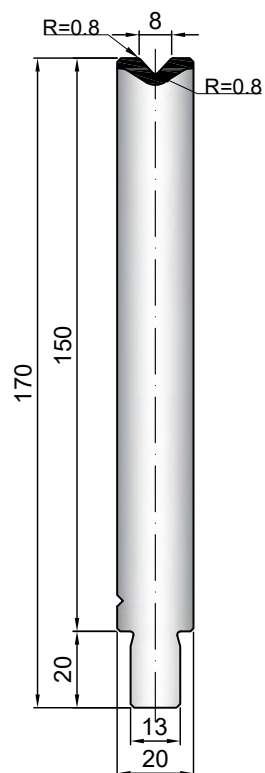
Acciaio / Steel: C45

Cod.	α	T/mt
40.305	86°	100



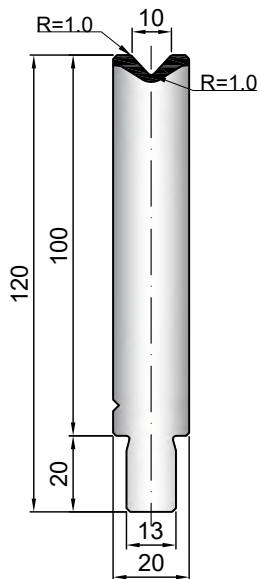
Acciaio / Steel: C45

Cod.	α	T/mt
40.306	86°	100



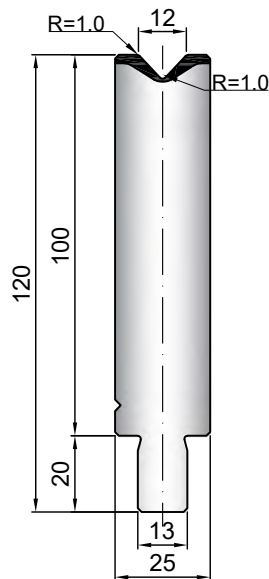
Acciaio / Steel: C45

Cod.	α	T/mt
40.303	86°	100



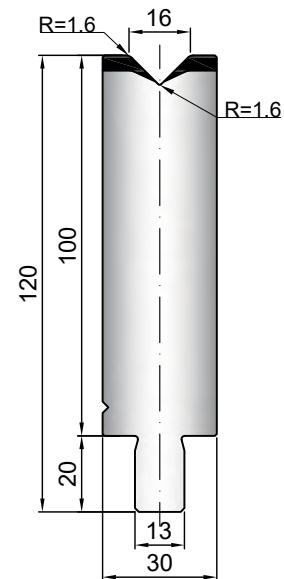
Acciaio / Steel: C45

Cod.	α	T/mt
40.304	86°	100



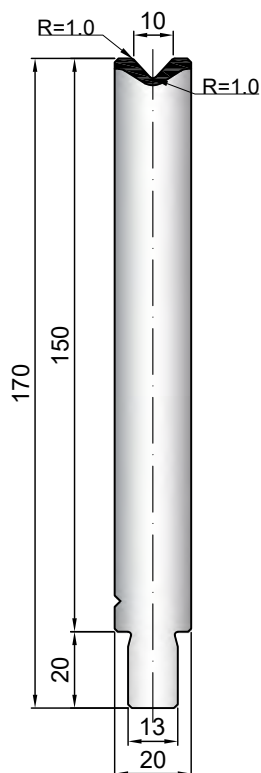
Acciaio / Steel: C45

Cod.	α	T/mt
40.309	86°	100



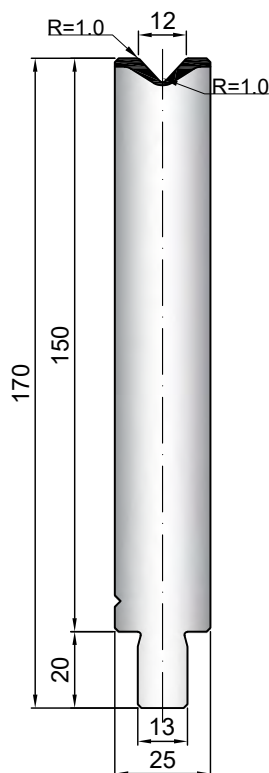
Acciaio / Steel: C45

Cod.	α	T/mt
40.307	86°	100



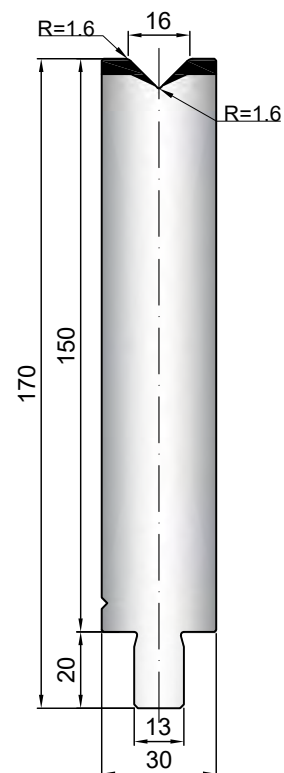
Acciaio / Steel: C45

Cod.	α	T/mt
40.308	86°	100



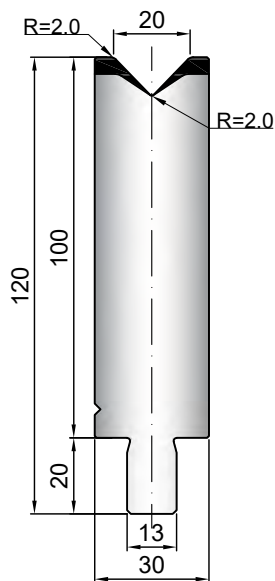
Acciaio / Steel: C45

Cod.	α	T/mt
40.312	86°	100



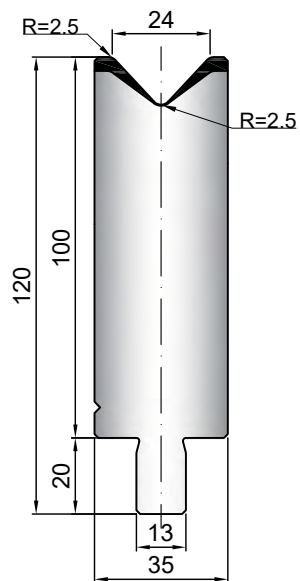
Acciaio / Steel: C45

Cod.	α	T/mt
40.310	86°	100



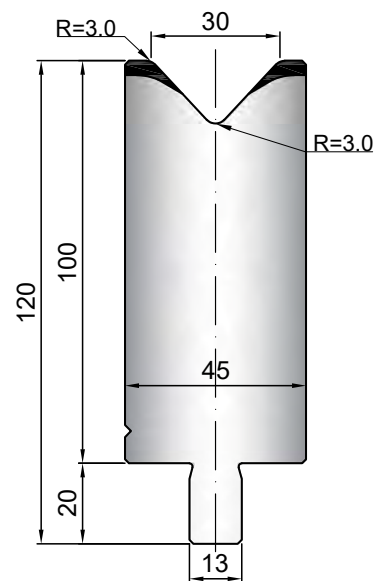
Acciaio / Steel: C45

Cod.	α	T/mt
40.311	86°	100



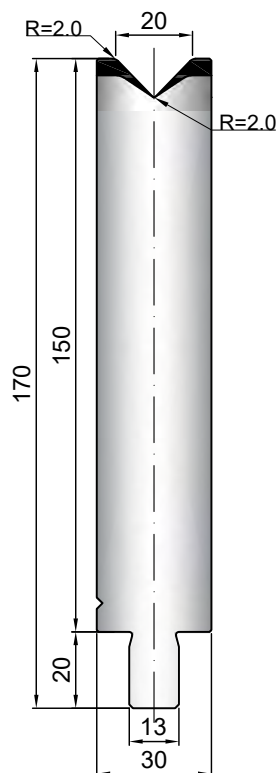
Acciaio / Steel: C45

Cod.	α	T/mt
40.315	86°	100



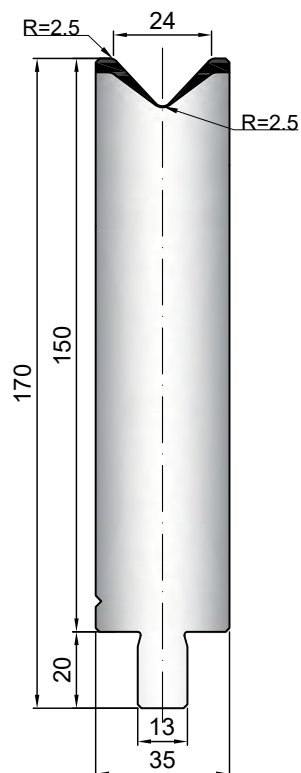
Acciaio / Steel: C45

Cod.	α	T/mt
40.313	86°	100



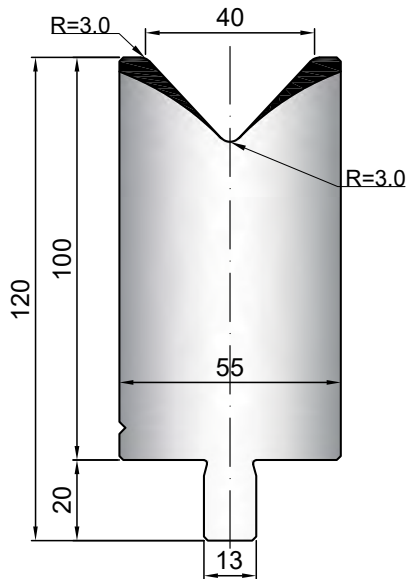
Acciaio / Steel: C45

Cod.	α	T/mt
40.314	86°	100



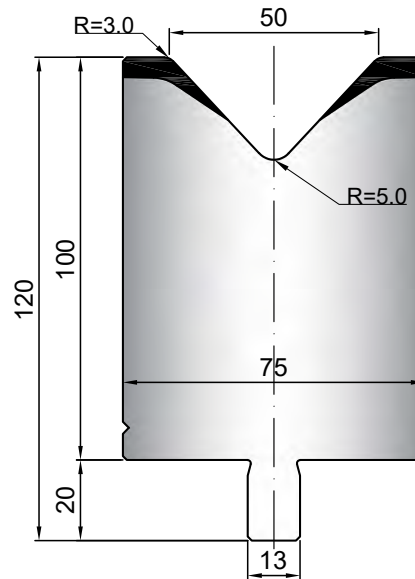
Acciaio / Steel: C45

Cod.	α	T/mt
40.317	86°	100



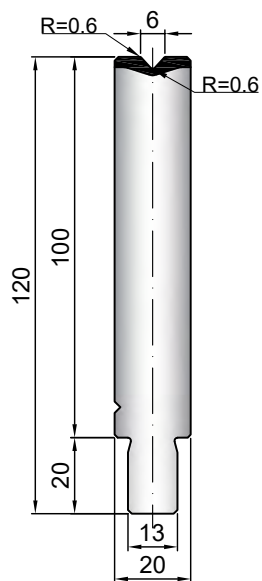
Acciaio / Steel: C45

Cod.	α	T/mt
40.319	86°	100



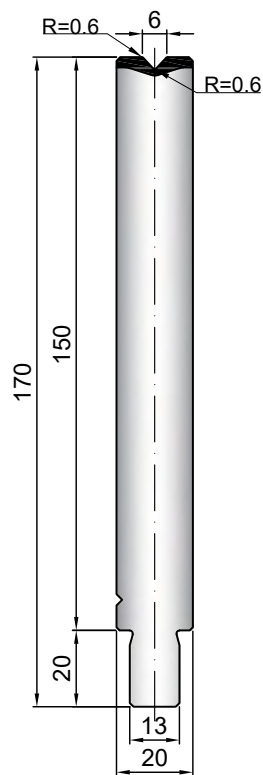
Acciaio / Steel: C45

Cod.	α	T/mt
40.368	84°	100



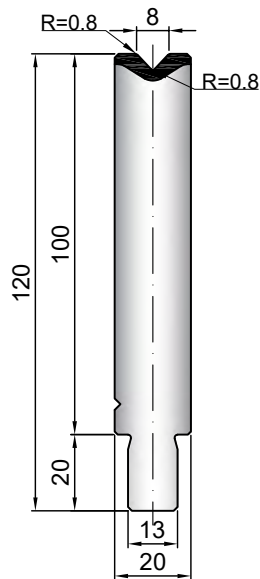
Acciaio / Steel: C45

Cod.	α	T/mt
40.334	84°	100



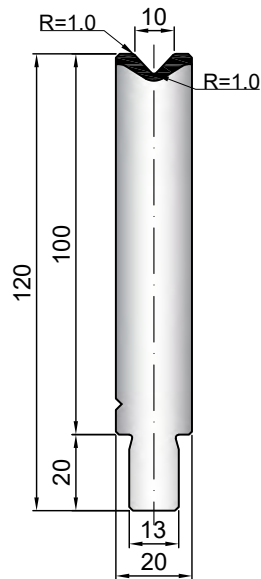
Acciaio / Steel: C45

Cod.	α	T/mt
40.331	84°	100



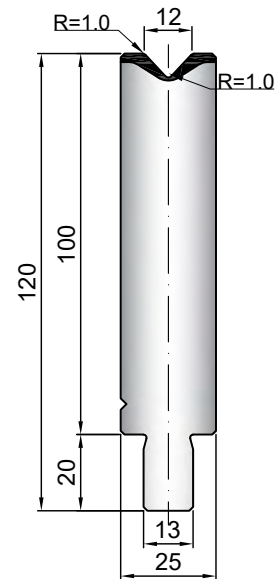
Acciaio / Steel: C45

Cod.	α	T/mt
40.332	84°	100



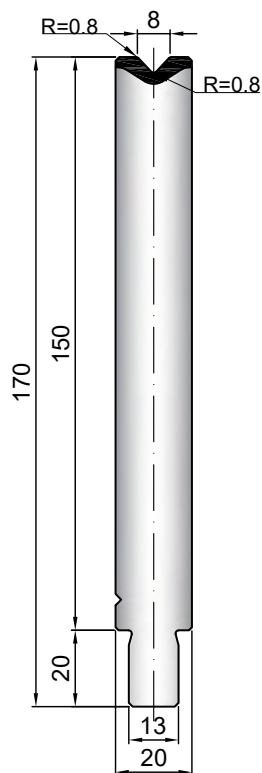
Acciaio / Steel: C45

Cod.	α	T/mt
40.333	84°	100



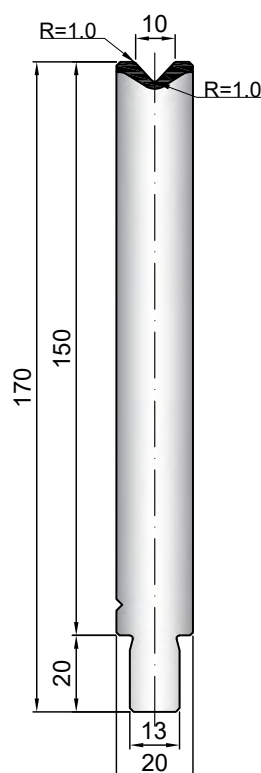
Acciaio / Steel: C45

Cod.	α	T/mt
40.335	84°	100



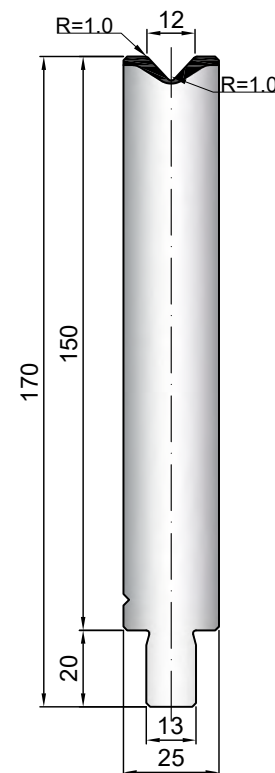
Acciaio / Steel: C45

Cod.	α	T/mt
40.336	84°	100



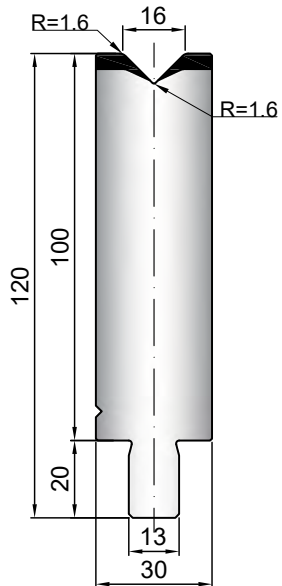
Acciaio / Steel: C45

Cod.	α	T/mt
40.337	84°	100



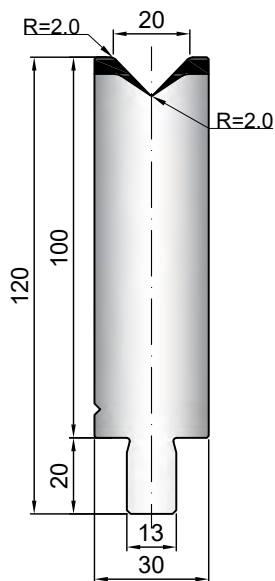
Acciaio / Steel: C45

Cod.	α	T/mt
40.338	84°	100



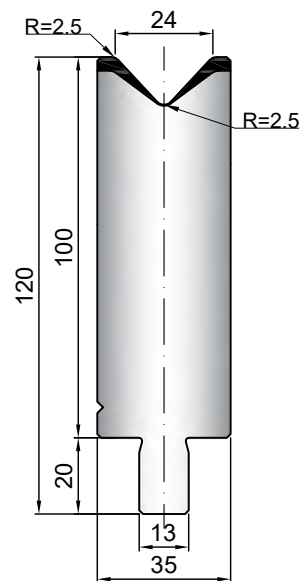
Acciaio / Steel: C45

Cod.	α	T/mt
40.339	84°	100



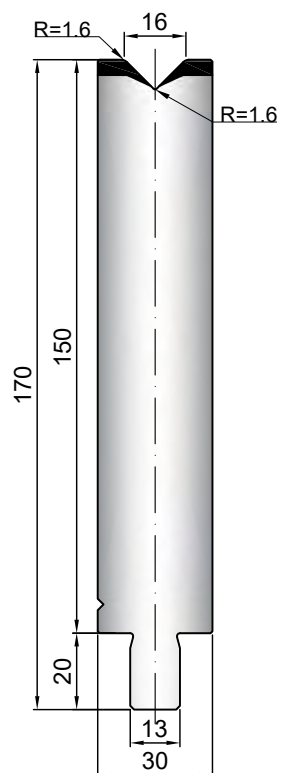
Acciaio / Steel: C45

Cod.	α	T/mt
40.340	84°	100



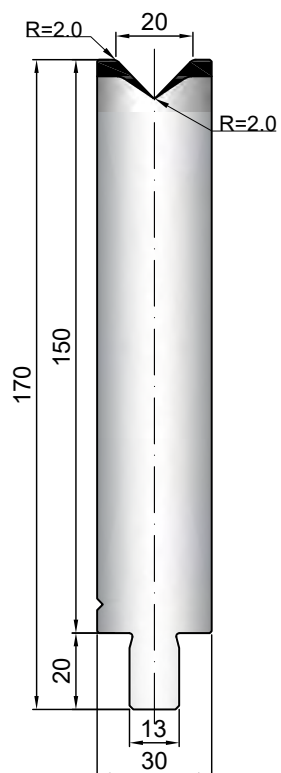
Acciaio / Steel: C45

Cod.	α	T/mt
40.341	84°	100



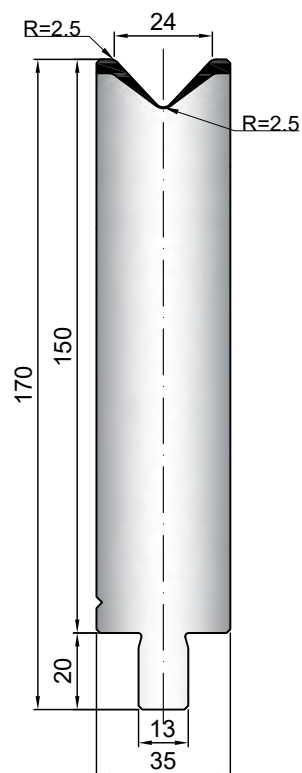
Acciaio / Steel: C45

Cod.	α	T/mt
40.342	84°	100



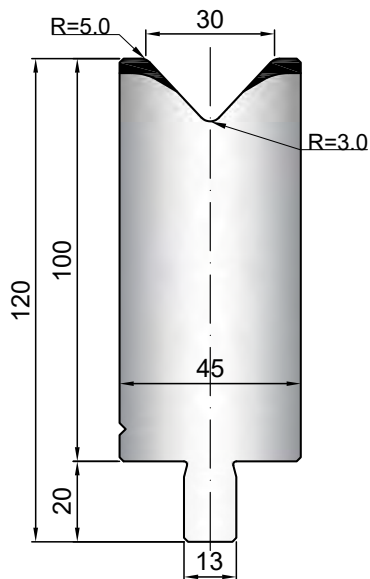
Acciaio / Steel: C45

Cod.	α	T/mt
40.343	84°	100



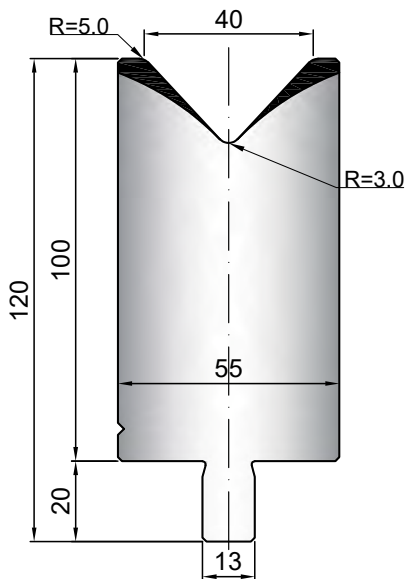
Acciaio / Steel: C45

Cod.	α	T/mt
40.316	80°	100



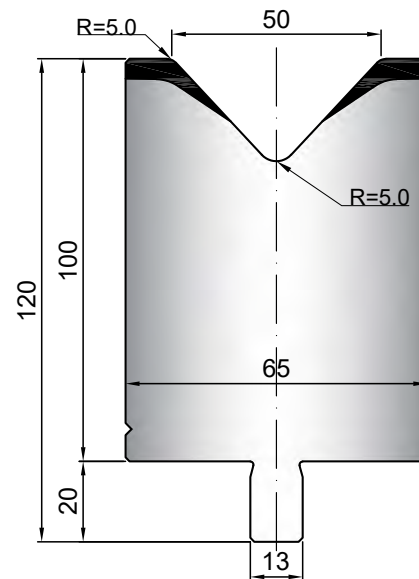
Acciaio / Steel: C45

Cod.	α	T/mt
40.318	80°	100



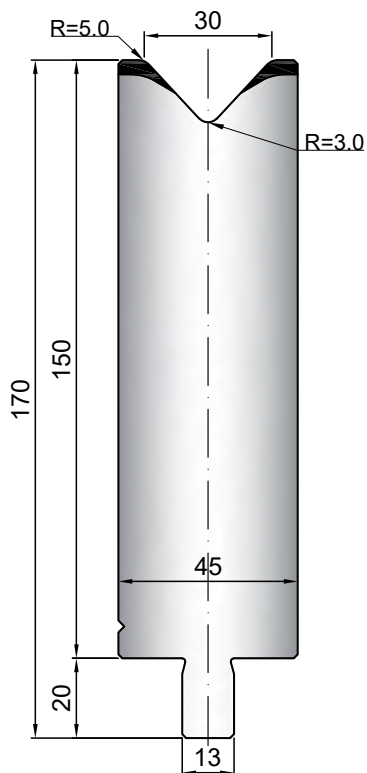
Acciaio / Steel: C45

Cod.	α	T/mt
40.320	80°	100



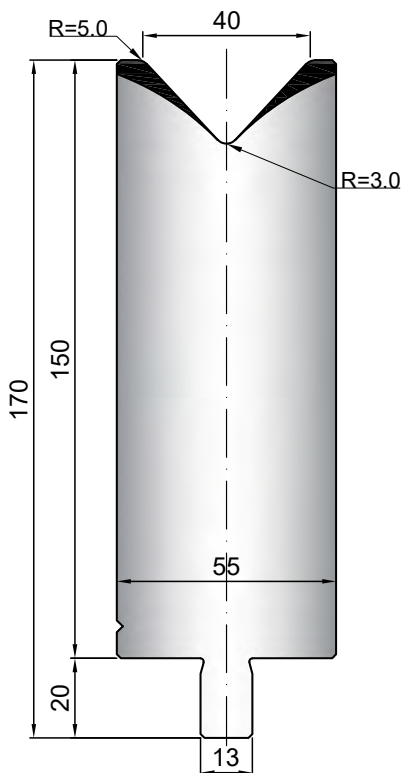
Acciaio / Steel: C45

Cod.	α	T/mt
40.327	80°	100



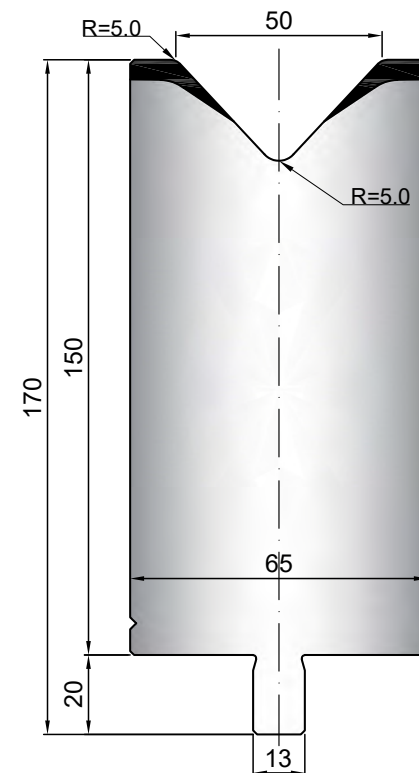
Acciaio / Steel: C45

Cod.	α	T/mt
40.328	80°	100



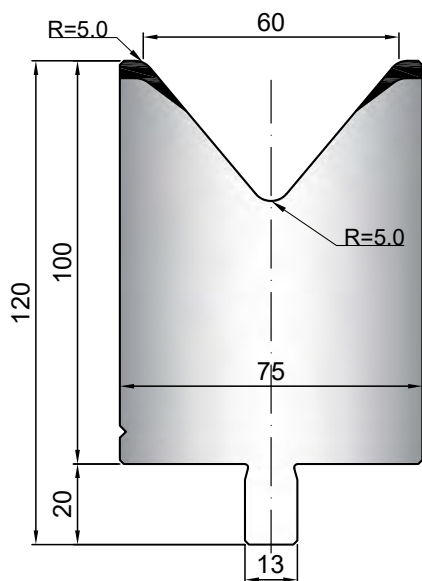
Acciaio / Steel: C45

Cod.	α	T/mt
40.329	80°	100



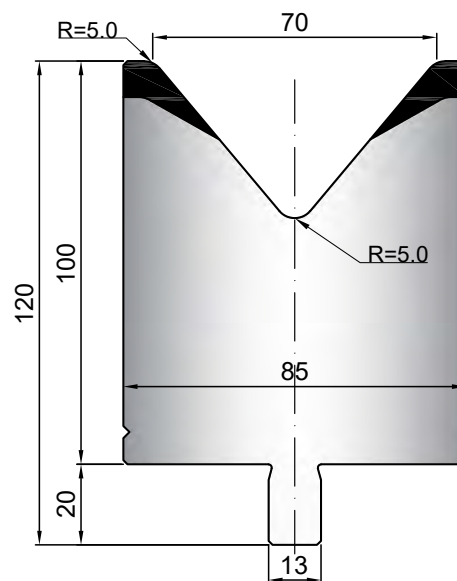
Acciaio / Steel: C45

Cod.	α	T/mt
40.321	80°	100



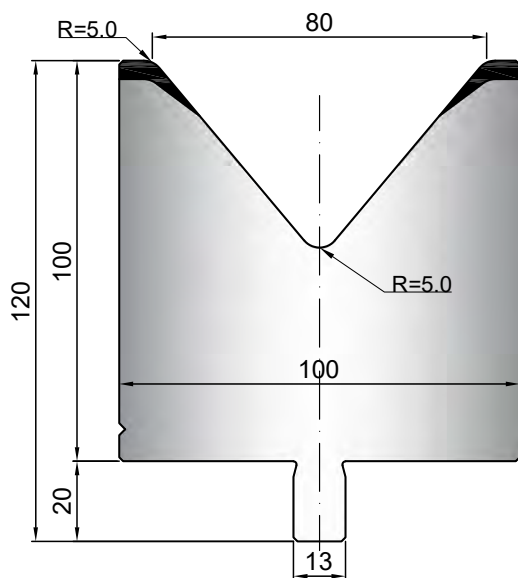
Acciaio / Steel: C45

Cod.	α	T/mt
40.322	80°	100



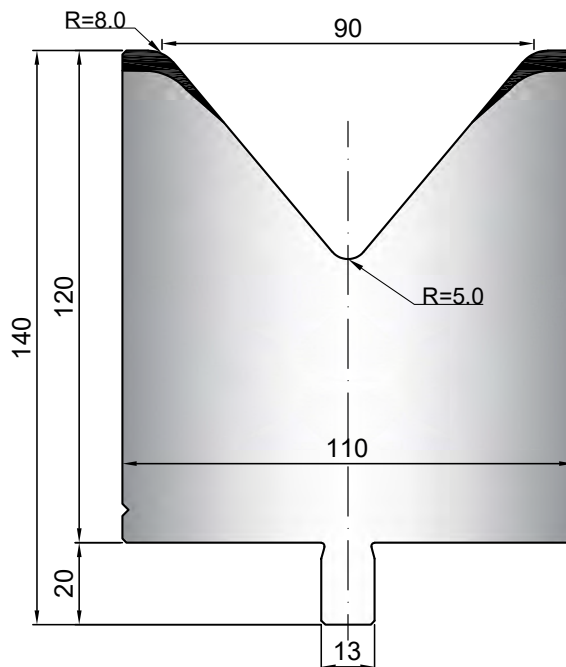
Acciaio / Steel: C45

Cod.	α	T/mt
40.323	80°	100



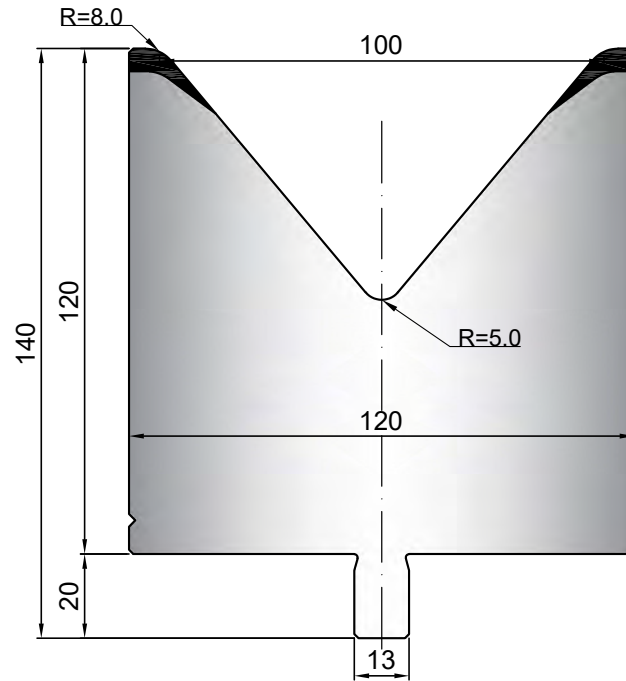
Acciaio / Steel: C45

Cod.	α	T/mt
40.324	80°	100



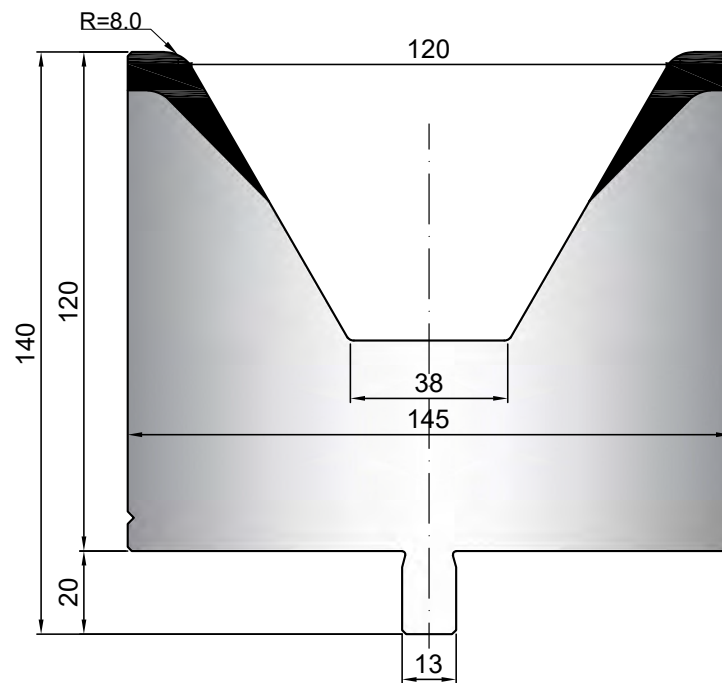
Acciaio / Steel: C45

Cod.	α	T/mt
40.325	80°	100



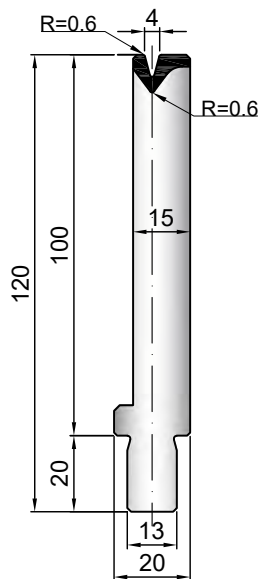
Acciaio / Steel: C45

Cod.	α	T/mt
40.326	80°	100



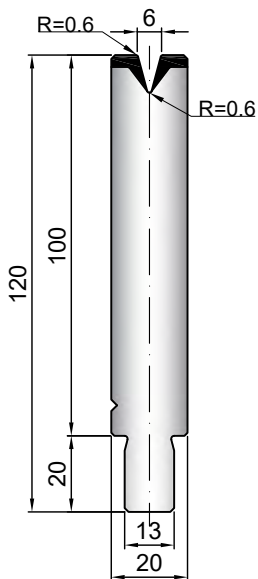
Acciaio / Steel: 1.2312 Quenched

Cod.	α	T/mt
40.344	30°	100



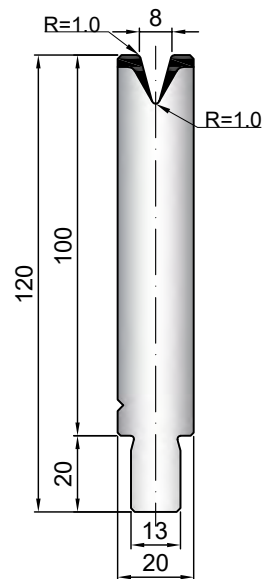
Acciaio / Steel: 1.2312 Quenched

Cod.	α	T/mt
40.345	30°	50



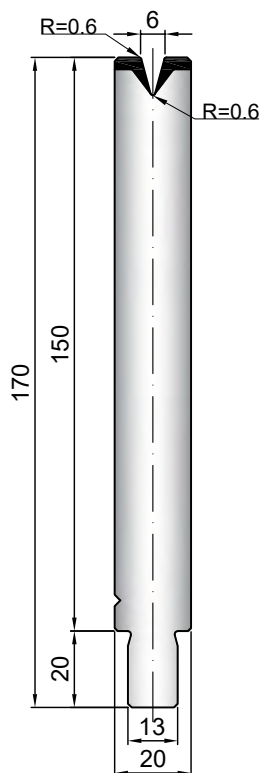
Acciaio / Steel: 1.2312 Quenched

Cod.	α	T/mt
40.346	30°	40



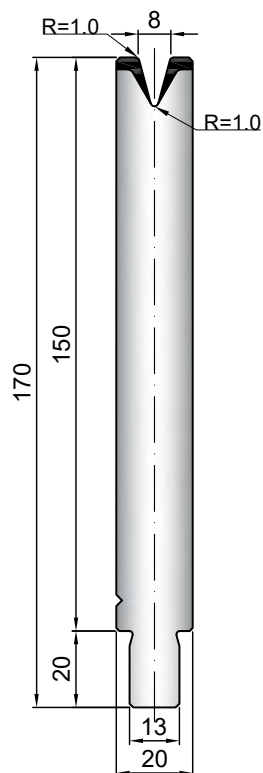
Acciaio / Steel: 1.2312 Quenched

Cod.	α	T/mt
40.349	30°	50



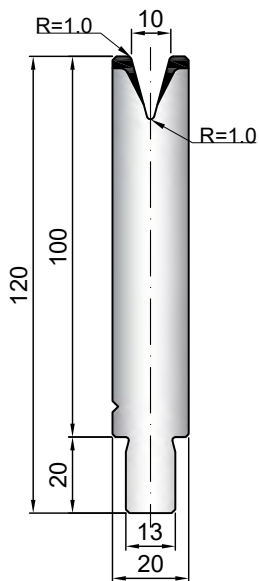
Acciaio / Steel: 1.2312 Quenched

Cod.	α	T/mt
40.350	30°	40



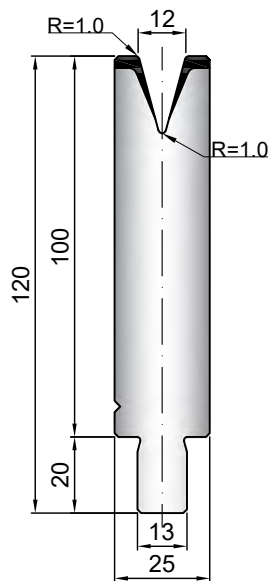
Acciaio / Steel: 1.2312 Quenched

Cod.	α	T/mt
40.347	30°	40



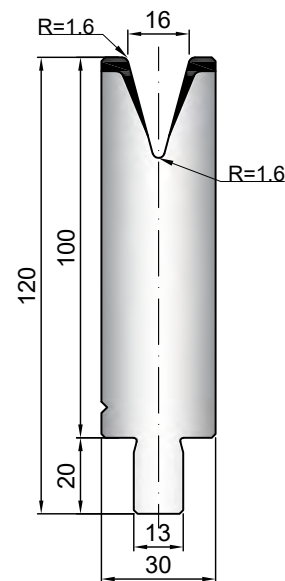
Acciaio / Steel: 1.2312 Quenched

Cod.	α	T/mt
40.348	30°	40



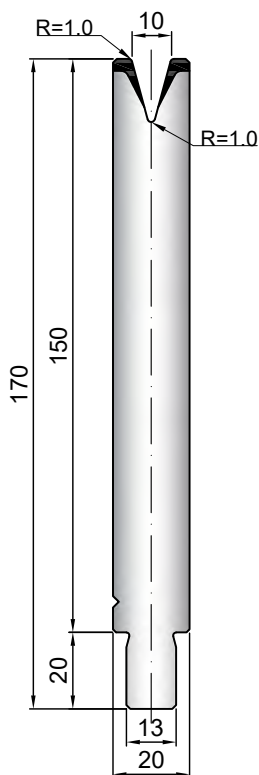
Acciaio / Steel: 1.2312 Quenched

Cod.	α	T/mt
40.353	30°	45



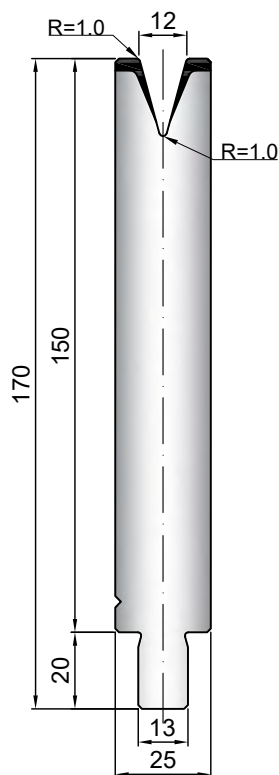
Acciaio / Steel: 1.2312 Quenched

Cod.	α	T/mt
40.351	30°	40



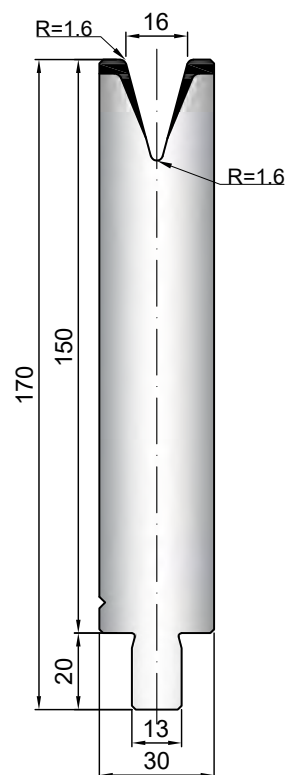
Acciaio / Steel: 1.2312 Quenched

Cod.	α	T/mt
40.352	30°	40



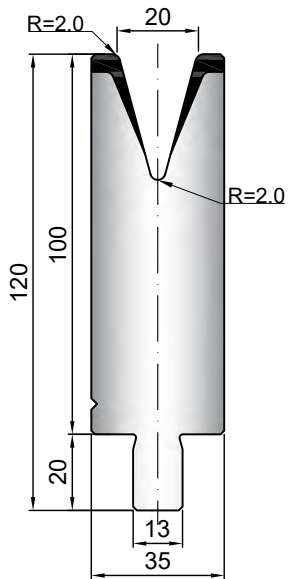
Acciaio / Steel: 1.2312 Quenched

Cod.	α	T/mt
40.357	30°	45



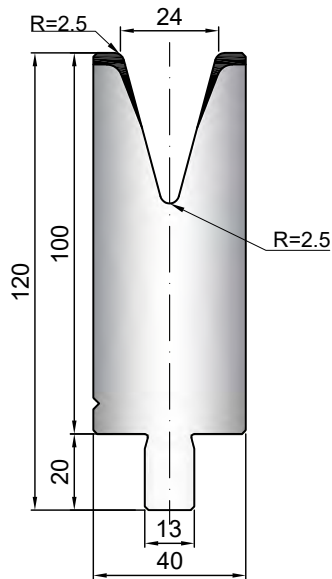
Acciaio / Steel: 1.2312 Quenched

Cod.	α	T/mt
40.354	30°	50



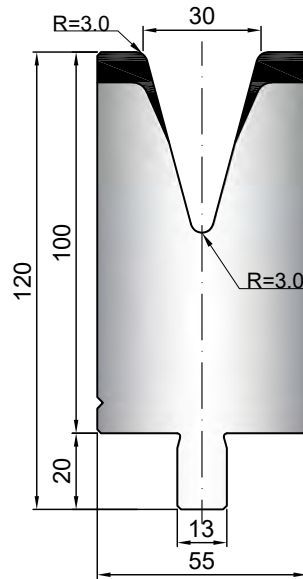
Acciaio / Steel: 1.2312 Quenched

Cod.	α	T/mt
40.355	30°	50



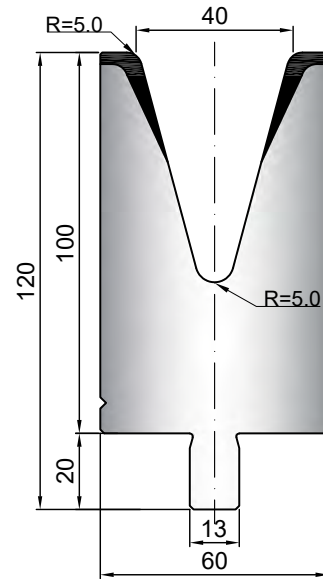
Acciaio / Steel: 1.2312 Quenched

Cod.	α	T/mt
40.356	30°	60



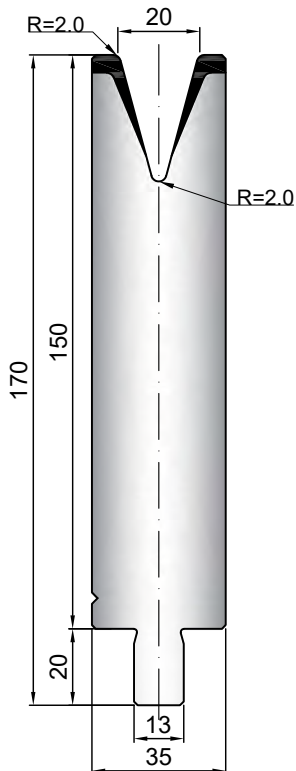
Acciaio / Steel: 1.2312 Quenched

Cod.	α	T/mt
40.366	30°	50



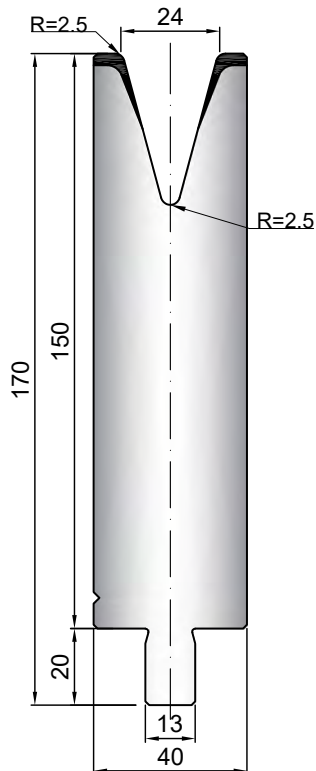
Acciaio / Steel: 1.2312 Quenched

Cod.	α	T/mt
40.358	30°	50



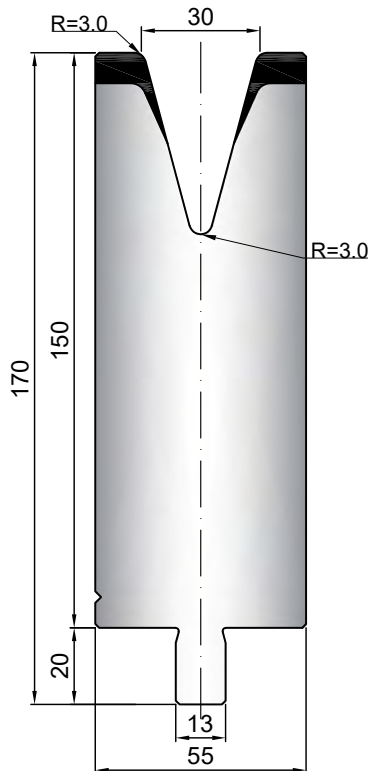
Acciaio / Steel: 1.2312 Quenched

Cod.	α	T/mt
40.359	30°	50



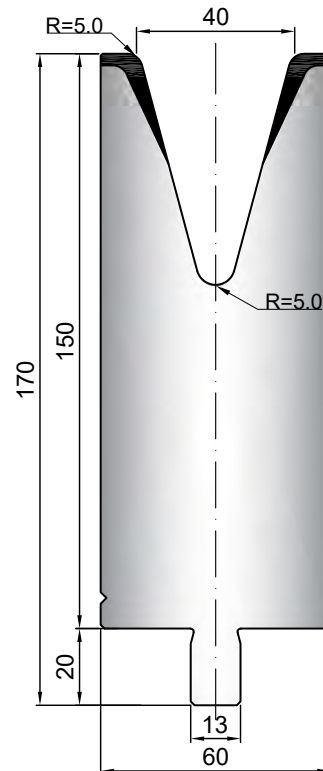
Acciaio / Steel: 1.2312 Quenched

Cod.	α	T/mt
40.365	30°	60



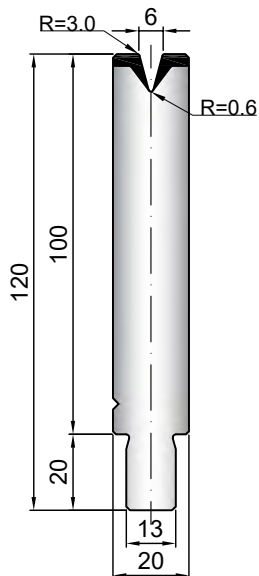
Acciaio / Steel: 1.2312 Quenched

Cod.	α	T/mt
40.367	30°	50



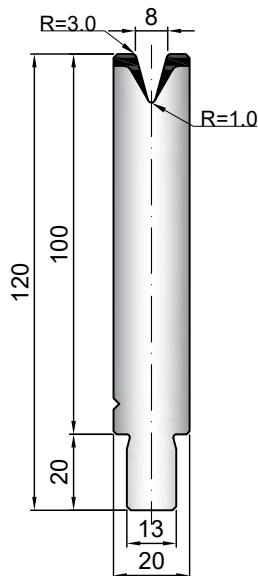
Acciaio / Steel: 1.2312 Quenched

Cod.	α	T/mt
40.360	30°	40



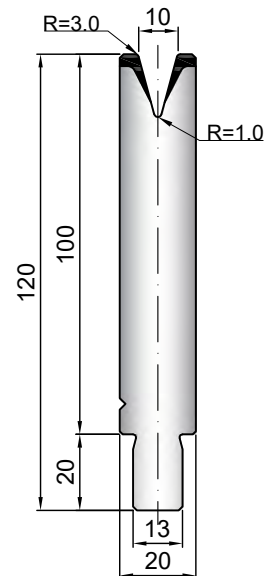
Acciaio / Steel: 1.2312 Quenched

Cod.	α	T/mt
40.361	30°	50



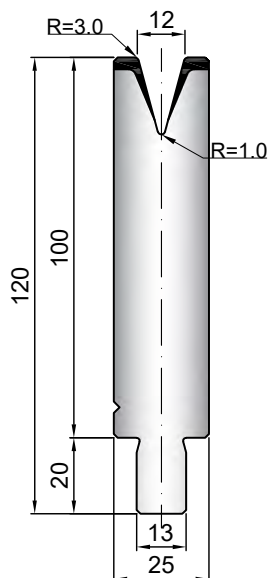
Acciaio / Steel: 1.2312 Quenched

Cod.	α	T/mt
40.362	30°	40



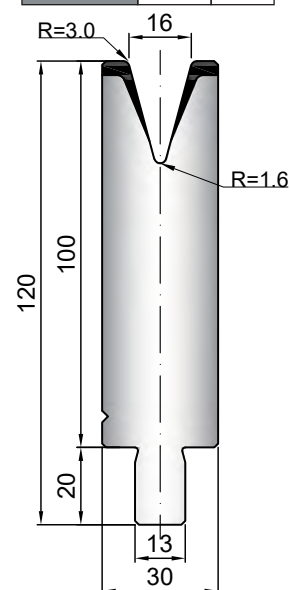
Acciaio / Steel: 1.2312 Quenched

Cod.	α	T/mt
40.363	30°	40

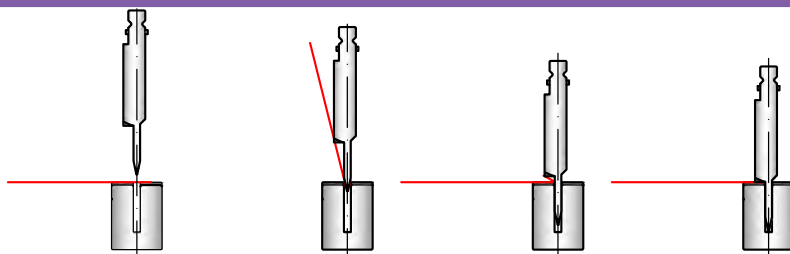


Acciaio / Steel: 1.2312 Quenched

Cod.	α	T/mt
40.364	30°	45

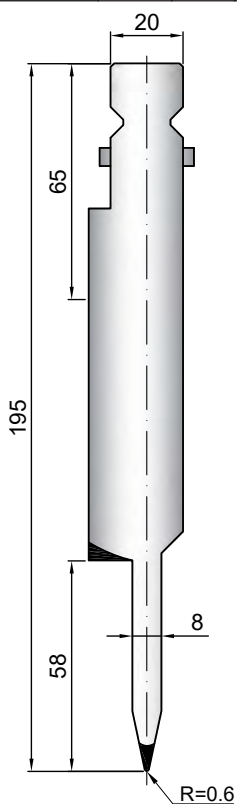


Piegaschiaccia / Flattening tool



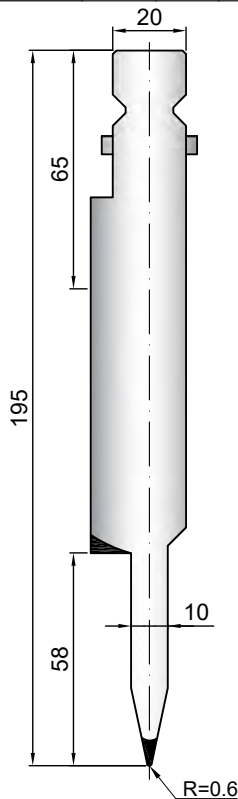
Acciaio / Steel: 1.2312 Quenched

Cod.	α	T/mt	Kg/mt
12.490	28°	80	29



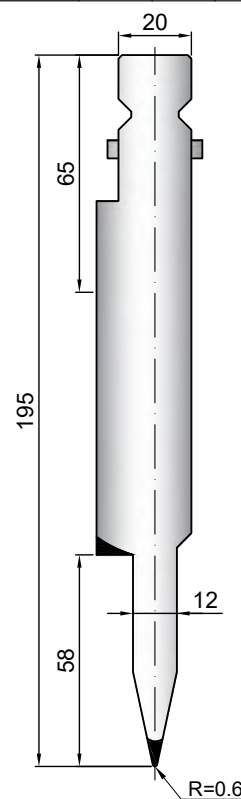
Acciaio / Steel: 1.2312 Quenched

Cod.	α	T/mt	Kg/mt
12.500	24°	80	30



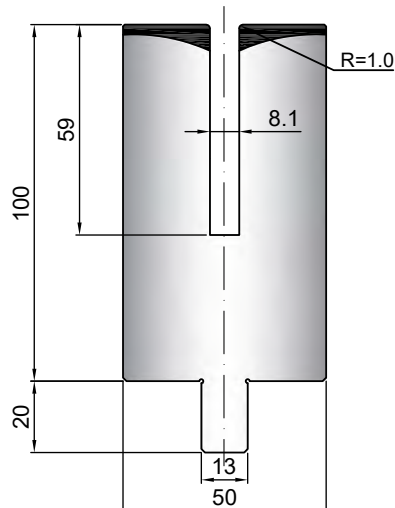
Acciaio / Steel: 1.2312 Quenched

Cod.	α	T/mt	Kg/mt
12.510	24°	80	30



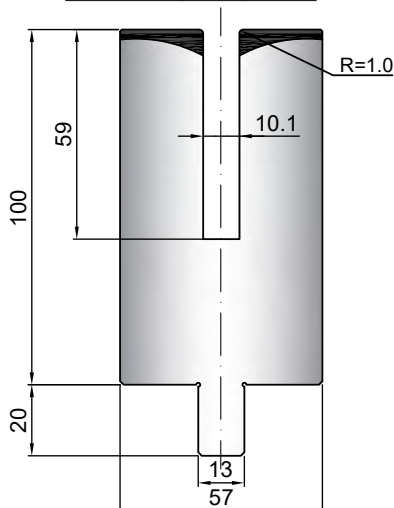
Acciaio / Steel: 1.2312 Quenched

Cod.	T/mt	Kg/mt
31.570	50	38



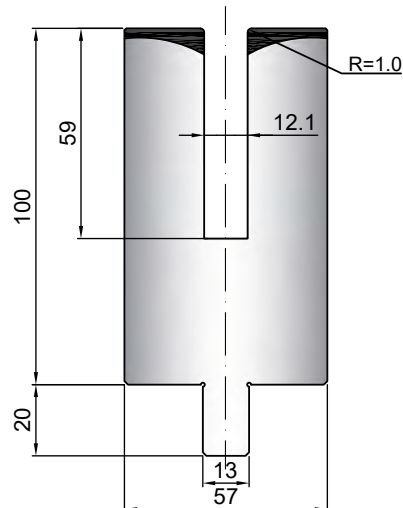
Acciaio / Steel: 1.2312 Quenched

Cod.	T/mt	Kg/mt
31.740	50	42



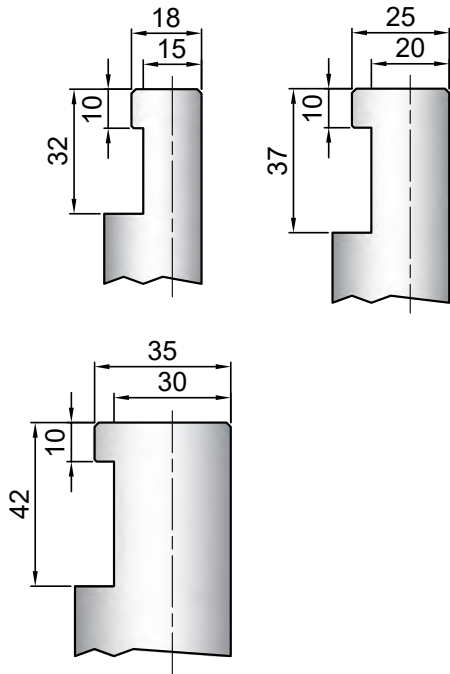
Acciaio / Steel: 1.2312 Quenched

Cod.	T/mt	Kg/mt
31.750	50	42

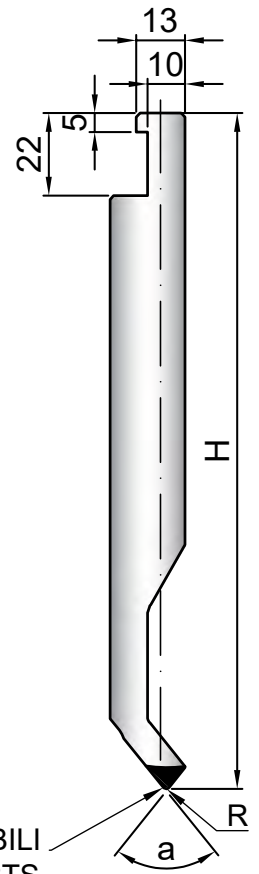




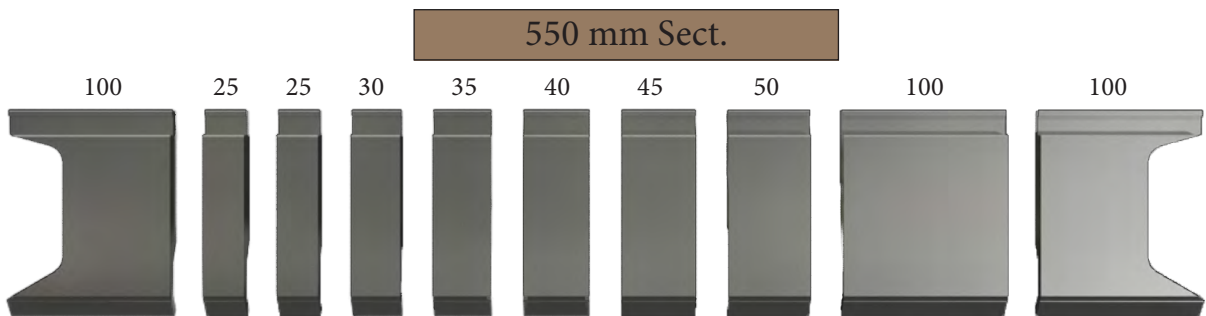

Punzoni standard sono disponibili a magazzino nelle lunghezze di: 508 mm - 550 mm frazionato
 Punches are available in the following standard lengths: 508 mm - 550 mm sectioneted



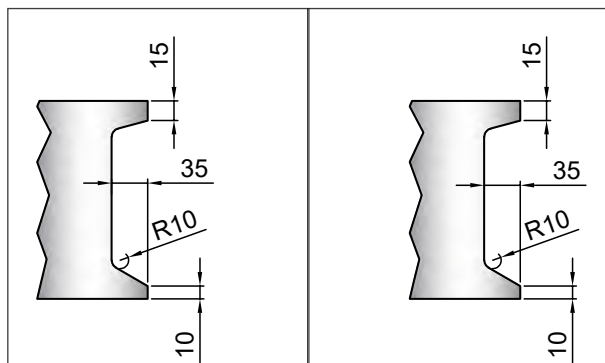
Descrizione / Description
H = Altezza / Height
α = Angolo / Degree
R = Raggio / Radius



PARTI USURABILI
 WEAR PARTS



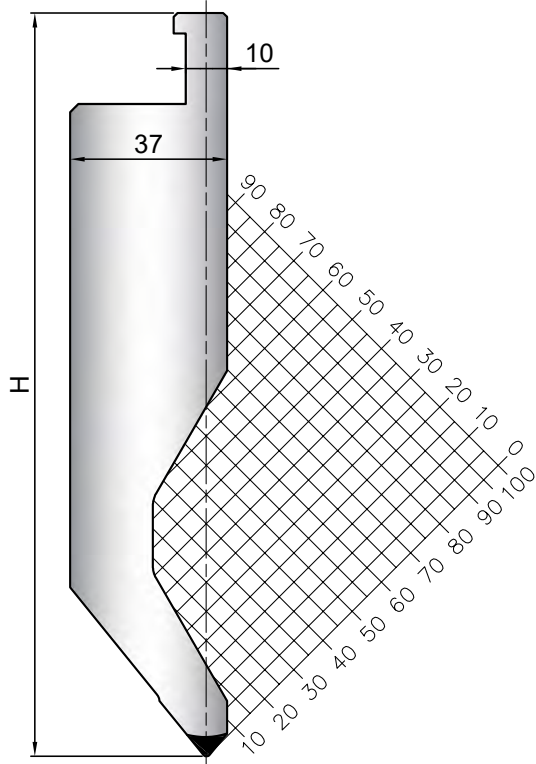
Scarpette / Horns
 LVD



Scarpette / Horns
 LVD/Wila

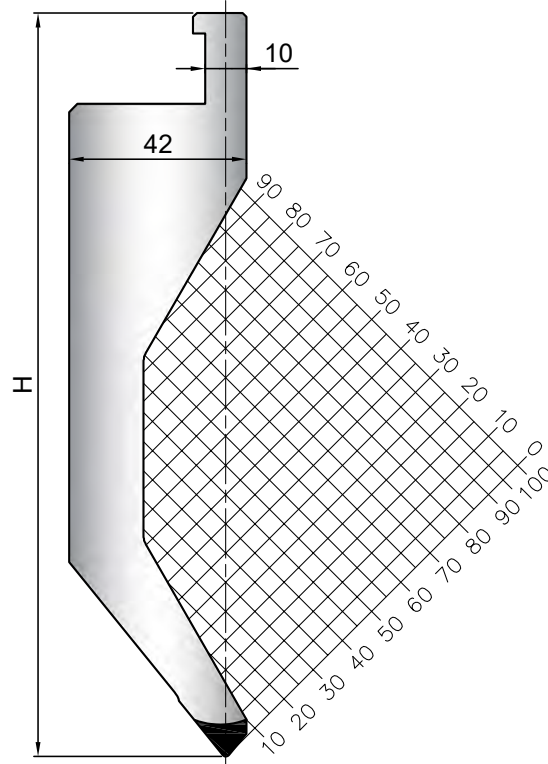
Acciaio / Steel: 1.2312 Quenched

Cod.	α	R	H	T/mt
14.100	78°	1.00	180.00	70



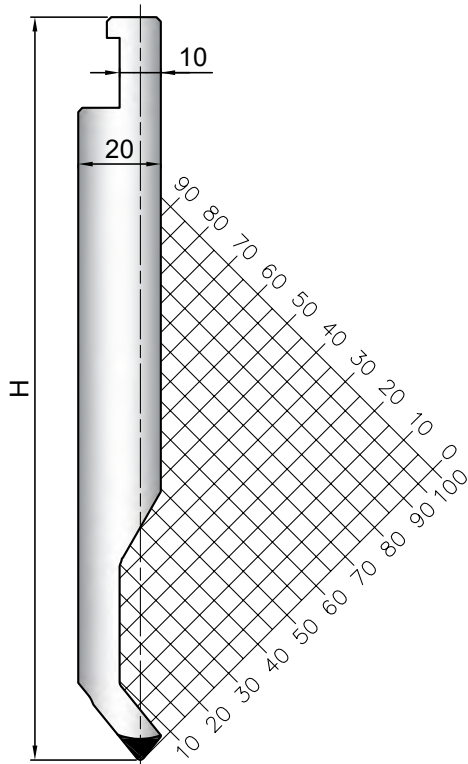
Acciaio / Steel: 1.2312 Quenched

Cod.	α	R	H	T/mt
14.101	78°	1.00	180.00	45



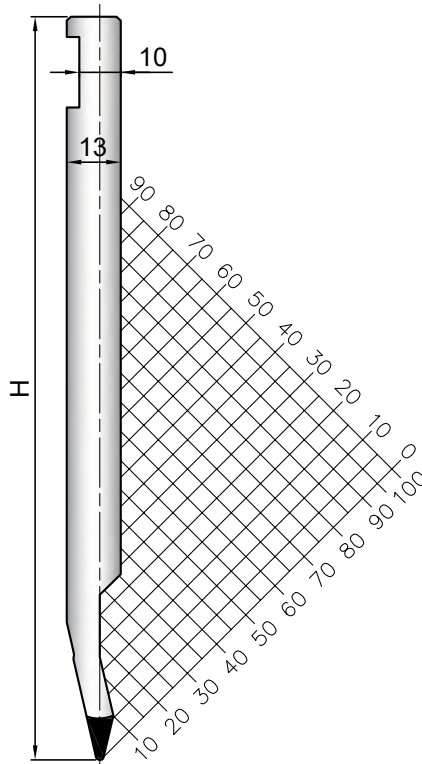
Acciaio / Steel: 1.2312 Quenched

Cod.	α	R	H	T/mt
14.102	78°	1.00	180.00	40



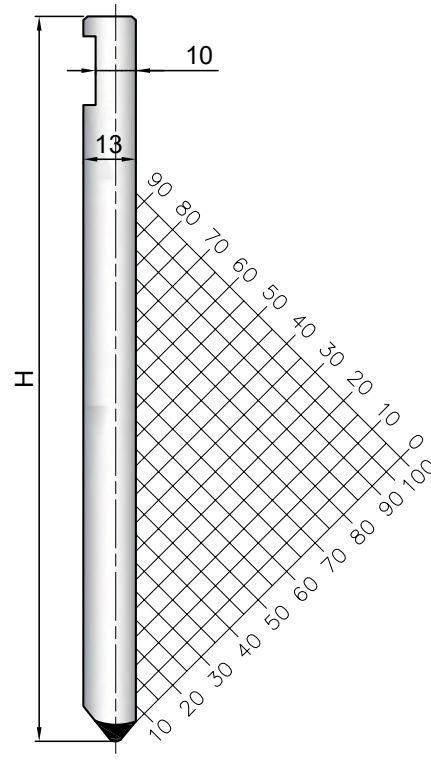
Acciaio / Steel: 1.2312 Quenched

Cod.	α	R	H	T/mt
14.103	26°	1.00	180.00	50



Acciaio / Steel: 1.2312 Quenched

Cod.	α	R	H	T/mt
14.104	78°	2.00	180.00	100

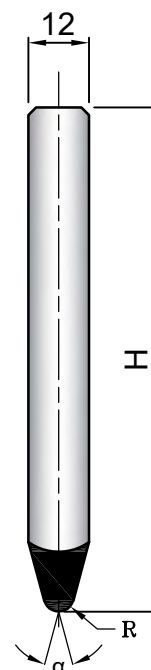
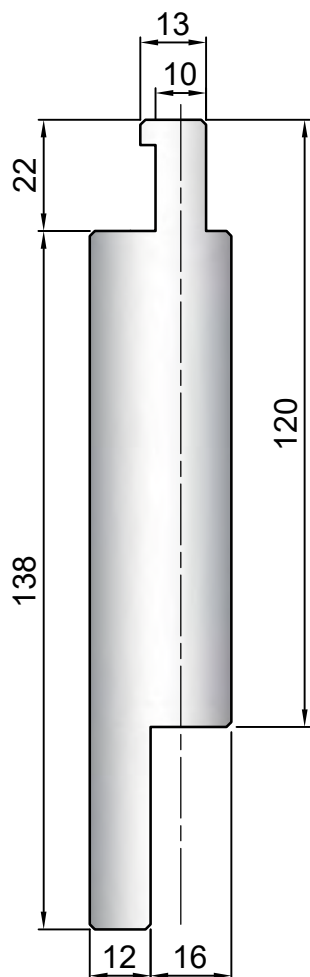


Supporti per lame - Blade holders



Acciaio / Steel: 1.2312 Quenched

Cod.	T/mt
14.105	100




Acciaio / Steel: 1.2312 Quenched

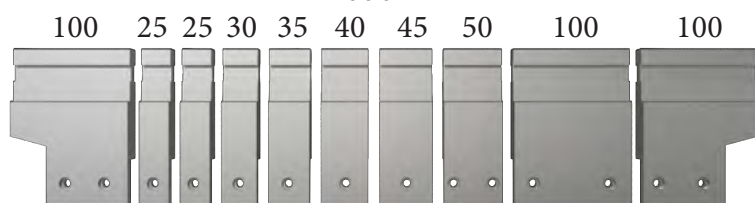
Cod.	α	R	H	T/mt
13.500	28°	0.50	100.00	100
13.501	28°	1.00	100.00	100
13.502	28°	2.00	100.00	100
13.503	28°	3.00	100.00	100
13.504	28°	4.00	100.00	100
13.505	28°	5.00	100.00	100
13.506	28°	6.00	100.00	100

Supporto/Holder

500



550 mm



Acciaio / Steel: 1.2312 Quenched

Cod.	α	R	H	T/mt
13.520	84°	1.00	100.00	100

Acciaio / Steel: 1.2312 Quenched


Cod.	α	R	H	T/mt
13.530	86°	1.00	100.00	100

Lama / Blade

500



550 mm



Acciaio / Steel: 1.2312 Quenched

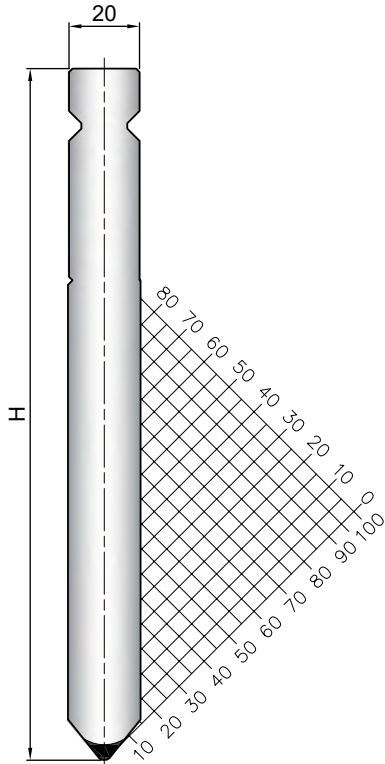
Cod.	α	R	H	T/mt
13.550	90°	0.50	100.00	100
13.551	90°	1.00	100.00	100
13.552	90°	1.50	100.00	100
13.553	90°	2.00	100.00	100

Punzoni - Punches

Wila - LVD

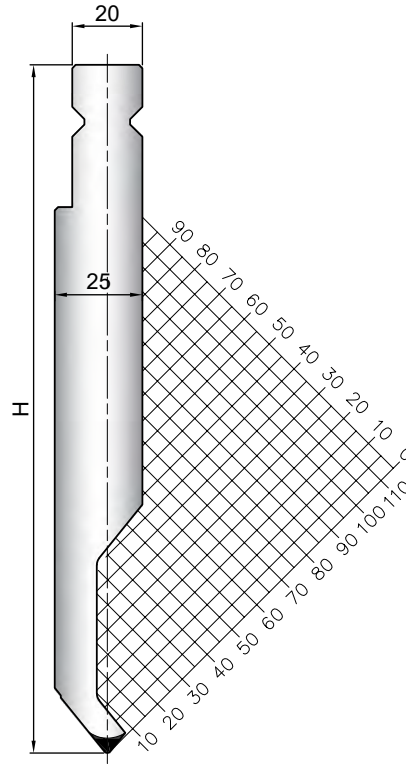
Acciaio / Steel: 1.2312 Quenched

Cod.	α	R	H	T/mt
18.001	78°	2.00	196.00	120



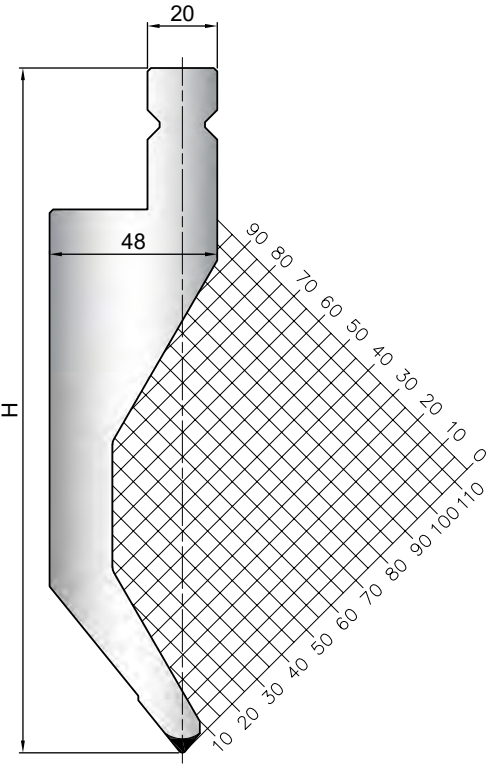
Acciaio / Steel: 1.2312 Quenched

Cod.	α	R	H	T/mt
18.002	78°	1.00	196.00	40



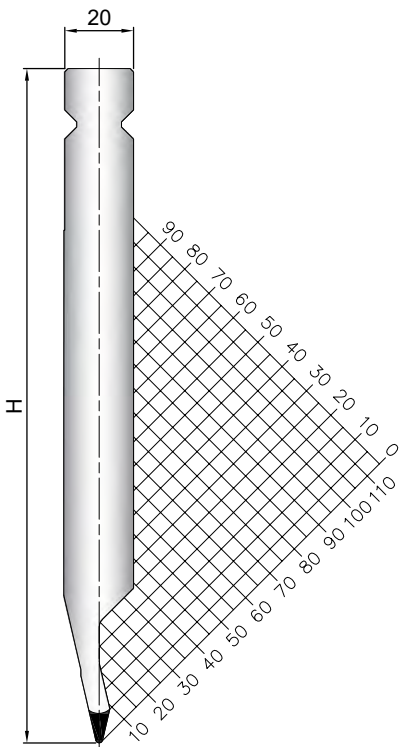
Acciaio / Steel: 1.2312 Quenched

Cod.	α	R	H	T/mt
18.003	78°	1.00	196.00	50



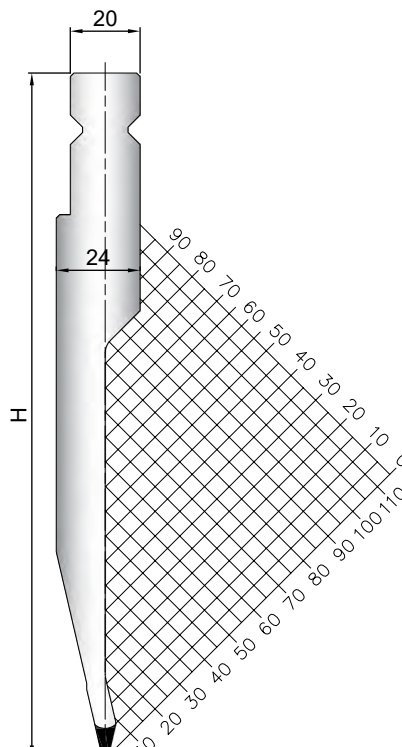
Acciaio / Steel: 1.2312 Quenched

Cod.	α	R	H	T/mt
18.004	26°	1.00	196.00	40



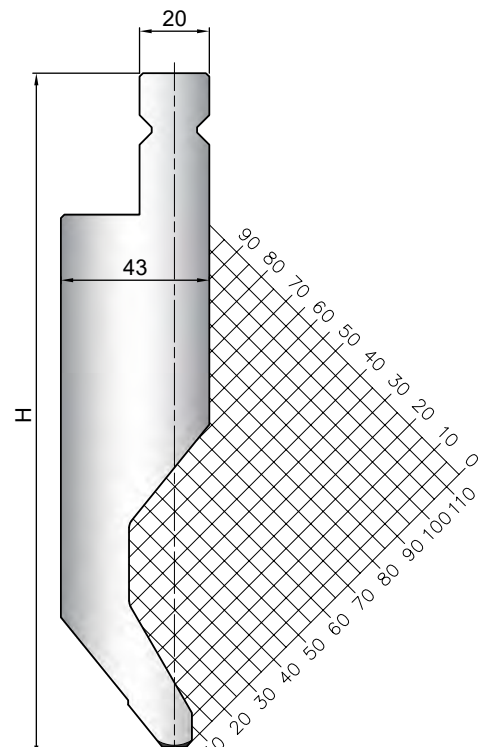
Acciaio / Steel: 1.2312 Quenched

Cod.	α	R	H	T/mt
18.005	26°	1.00	196.00	40



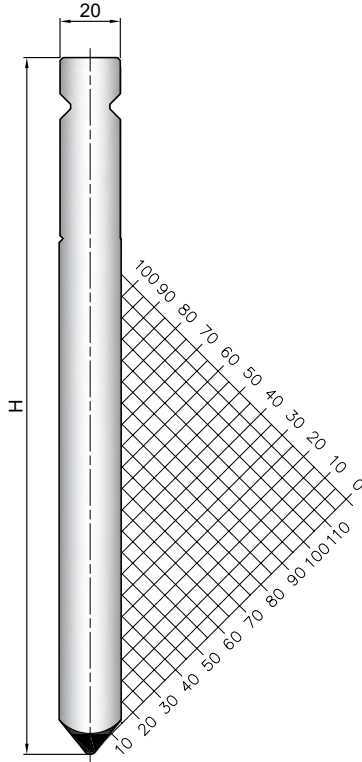
Acciaio / Steel: 1.2312 Quenched

Cod.	α	R	H	T/mt
18.006	78°	2.00	196.00	70



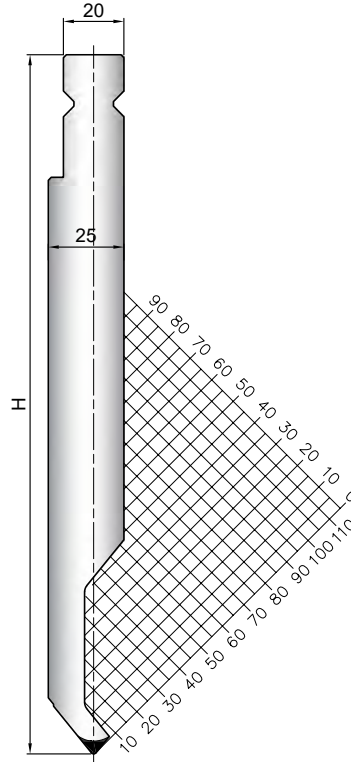
Acciaio / Steel: 1.2312 Quenched

Cod.	α	R	H	T/mt
18.007	78°	3.00	231.00	120



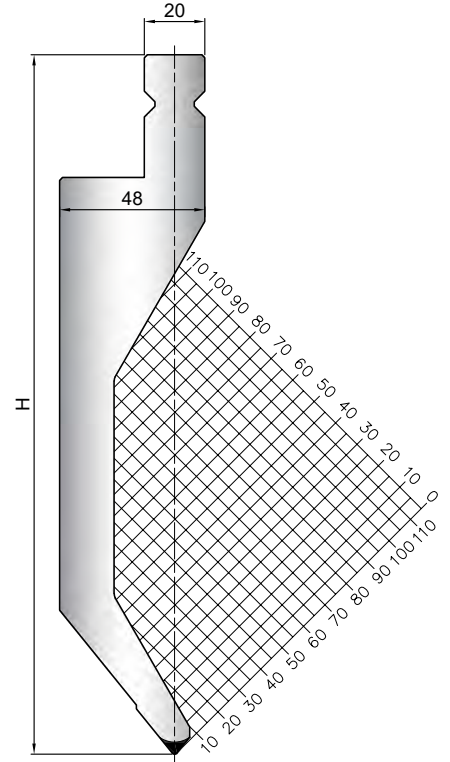
Acciaio / Steel: 1.2312 Quenched

Cod.	α	R	H	T/mt
18.008	78°	2.00	231.00	50



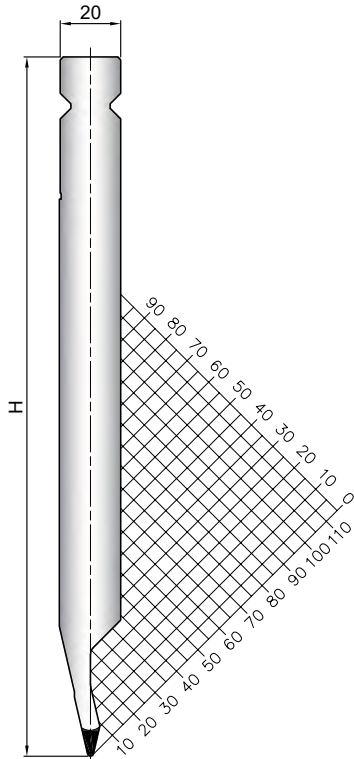
Acciaio / Steel: 1.2312 Quenched

Cod.	α	R	H	T/mt
18.009	78°	2.00	231.00	50



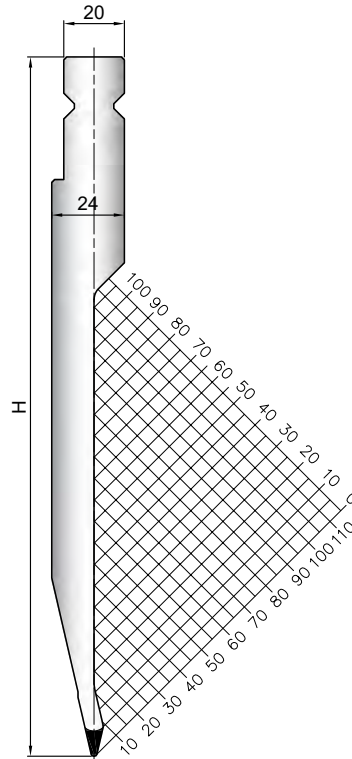
Acciaio / Steel: 1.2312 Quenched

Cod.	α	R	H	T/mt
18.010	26°	2.00	231.00	50



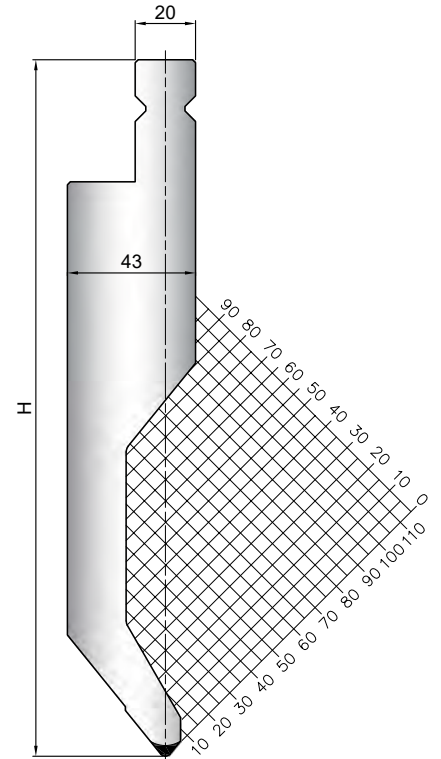
Acciaio / Steel: 1.2312 Quenched

Cod.	α	R	H	T/mt
18.011	26°	2.00	231.00	50




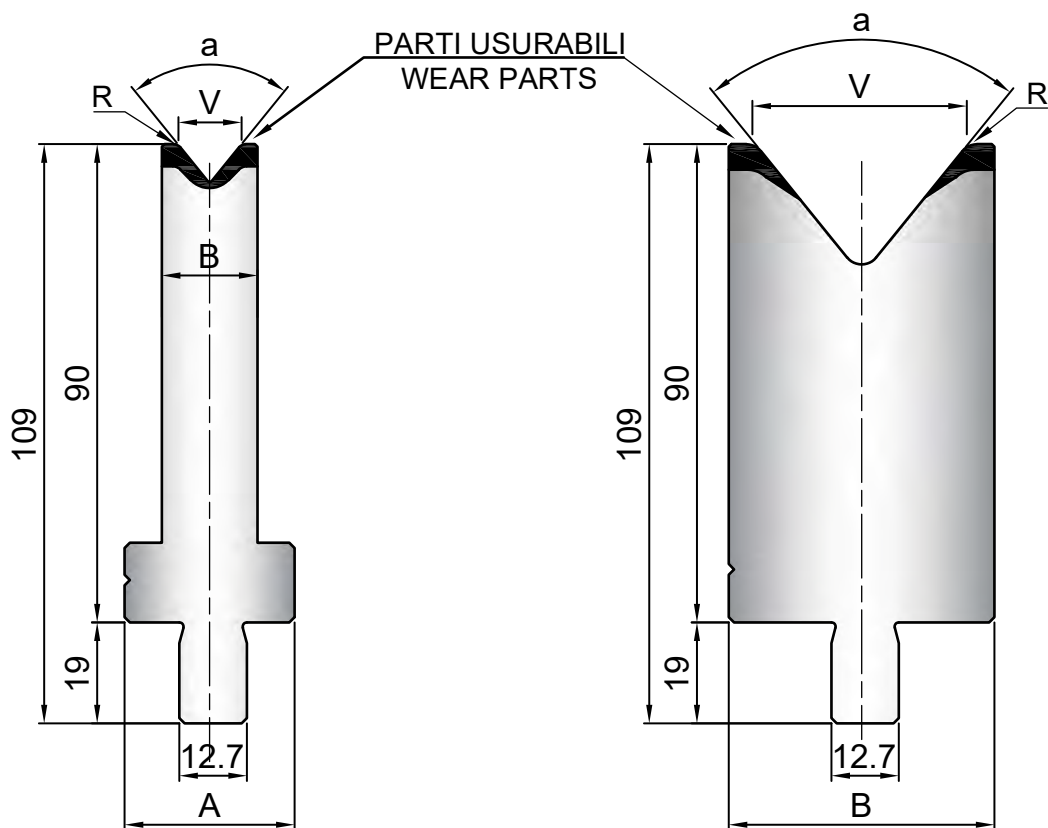
Acciaio / Steel: 1.2312 Quenched

Cod.	α	R	H	T/mt
18.012	78°	2.00	231.00	70




Matrici / Dies


 Matrici standard sono disponibili a magazzino nelle lunghezze di: 500 mm - 550 mm frazionato
Dies are available in the following standard lengths: 500 mm - 550 mm sectioneted



508 mm

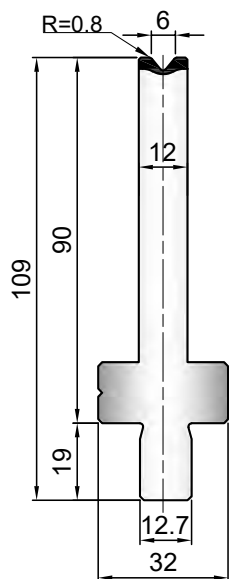


550 mm Sect.



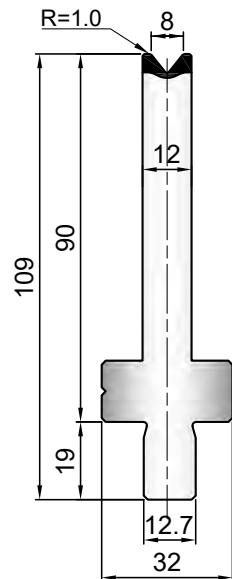
Acciaio / Steel: C45

Cod.	α	T/mt
32.104	78°	40



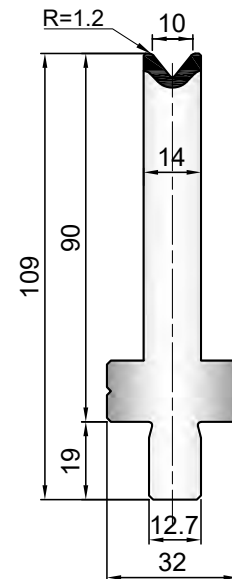
Acciaio / Steel: C45

Cod.	α	T/mt
32.105	78°	40



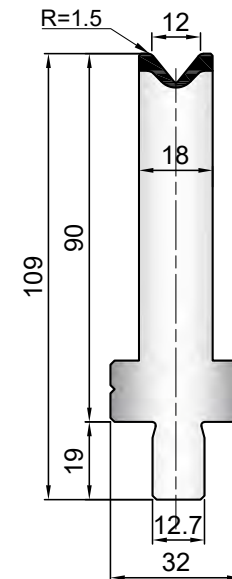
Acciaio / Steel: C45

Cod.	α	T/mt
32.106	78°	50



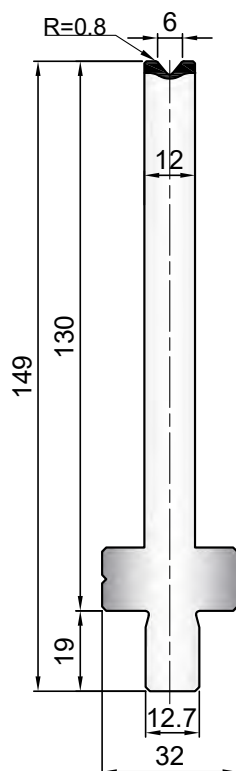
Acciaio / Steel: C45

Cod.	α	T/mt
32.107	78°	60



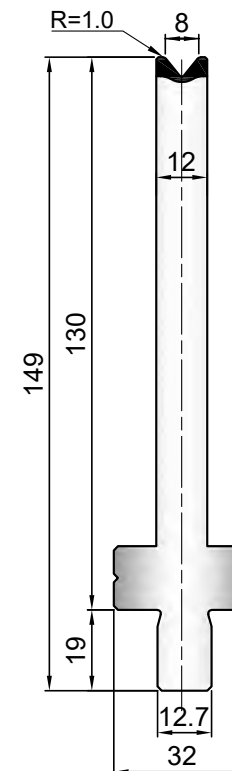
Acciaio / Steel: C45

Cod.	α	T/mt
32.151	78°	40



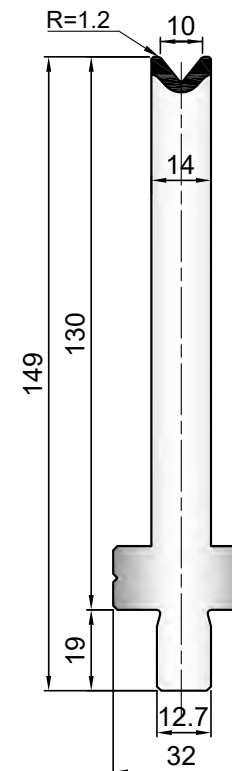
Acciaio / Steel: C45

Cod.	α	T/mt
32.152	78°	40



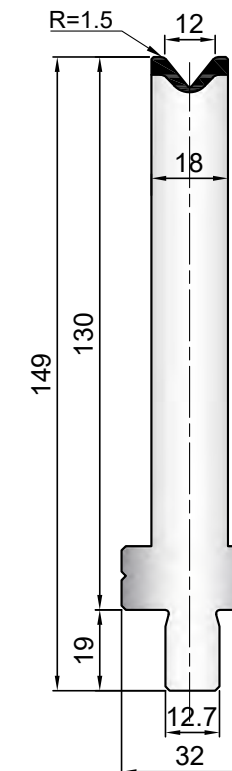
Acciaio / Steel: C45

Cod.	α	T/mt
32.153	78°	50



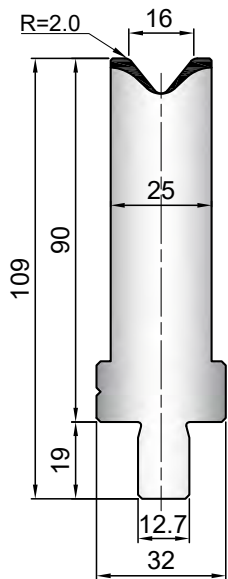
Acciaio / Steel: C45

Cod.	α	T/mt
32.154	78°	60



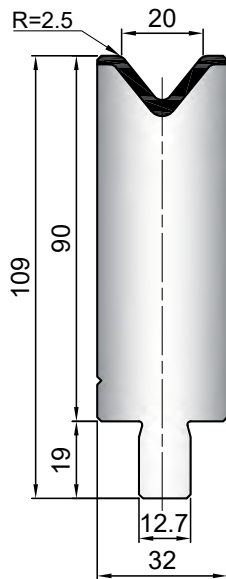
Acciaio / Steel: C45

Cod.	α	T/mt
32.111	78°	80



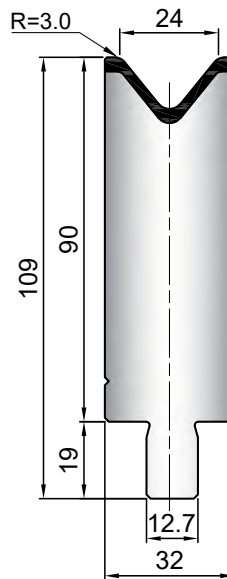
Acciaio / Steel: C45

Cod.	α	T/mt
32.112	78°	100



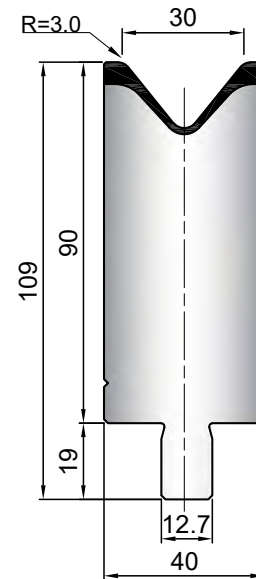
Acciaio / Steel: C45

Cod.	α	T/mt
32.113	78°	100



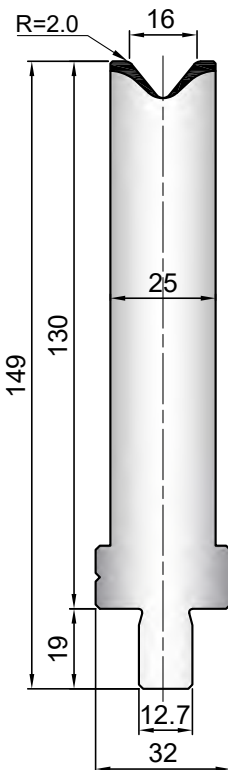
Acciaio / Steel: C45

Cod.	α	T/mt
32.114	78°	110



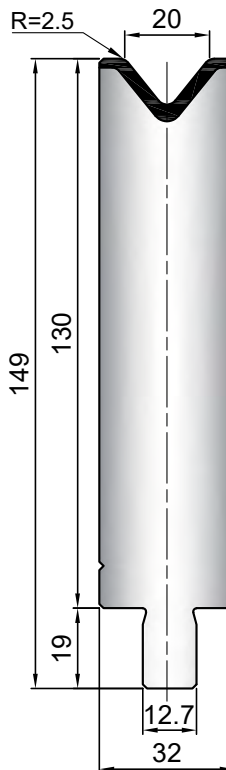
Acciaio / Steel: C45

Cod.	α	T/mt
32.155	78°	80



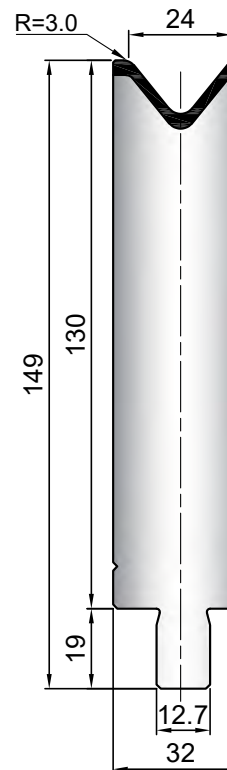
Acciaio / Steel: C45

Cod.	α	T/mt
32.156	78°	100



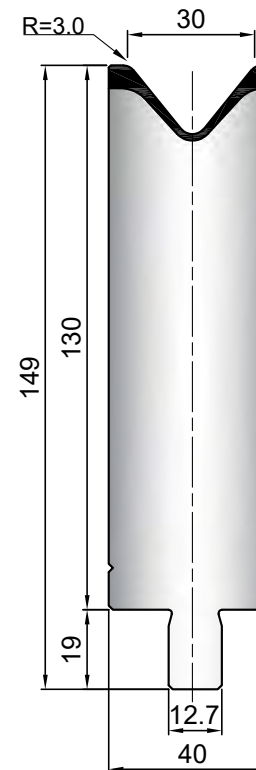
Acciaio / Steel: C45

Cod.	α	T/mt
32.157	78°	100



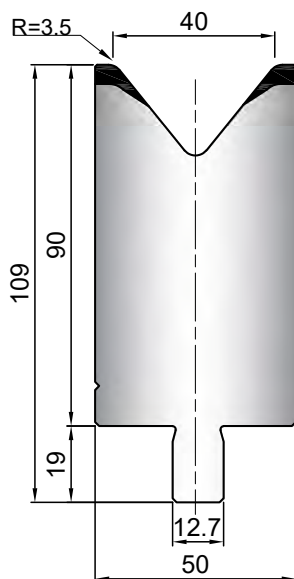
Acciaio / Steel: C45

Cod.	α	T/mt
32.158	78°	110



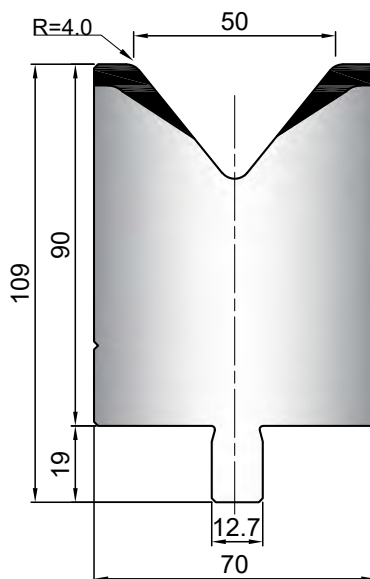
Acciaio / Steel: C45

Cod.	α	T/mt
32.115	78°	40



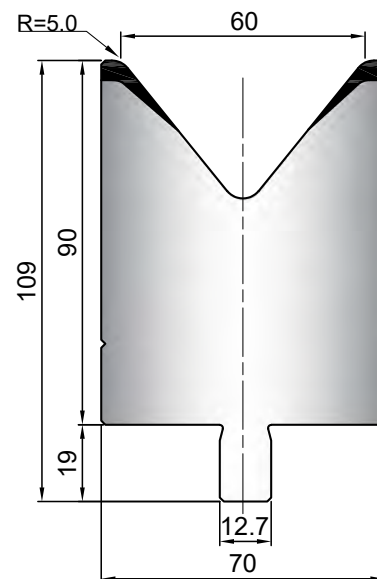
Acciaio / Steel: C45

Cod.	α	T/mt
32.116	78°	40



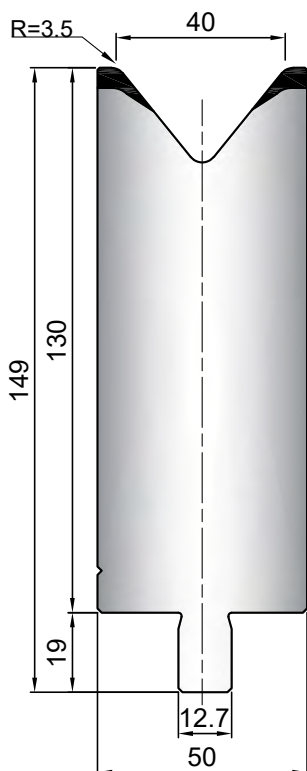
Acciaio / Steel: C45

Cod.	α	T/mt
32.117	78°	50



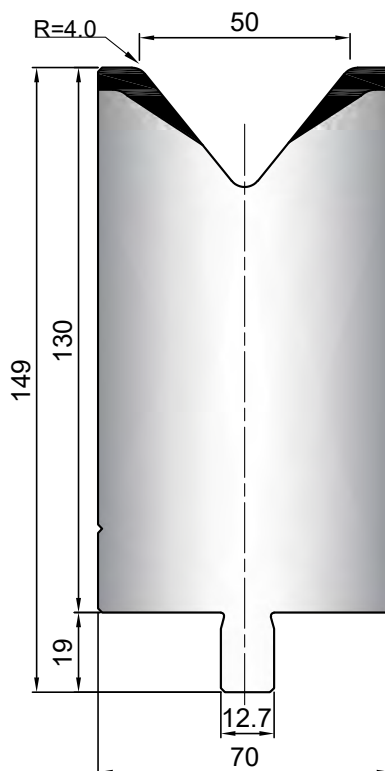
Acciaio / Steel: C45

Cod.	α	T/mt
32.159	78°	40



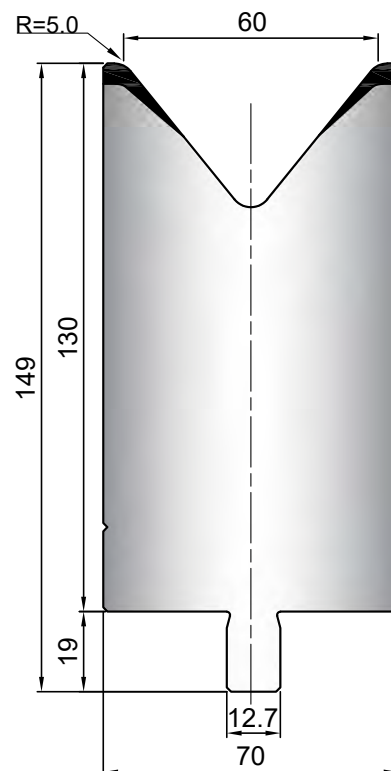
Acciaio / Steel: C45

Cod.	α	T/mt
32.160	78°	40



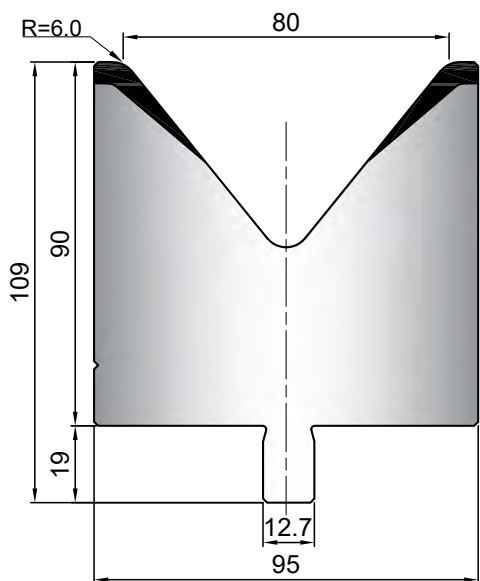
Acciaio / Steel: C45

Cod.	α	T/mt
32.161	78°	50



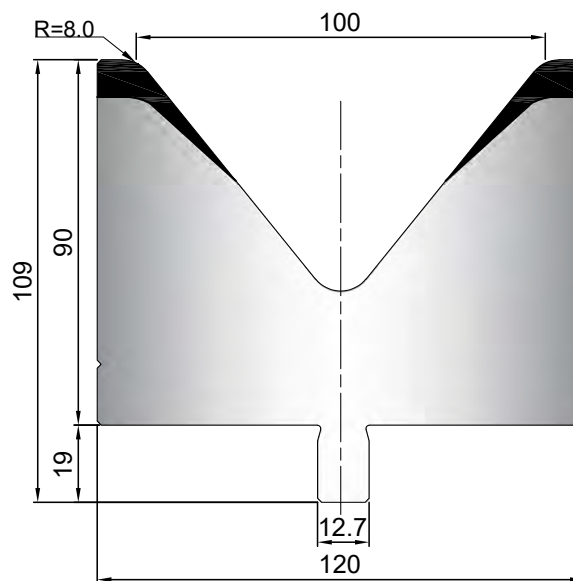
Acciaio / Steel: C45

Cod.	α	T/mt
32.118	78°	150



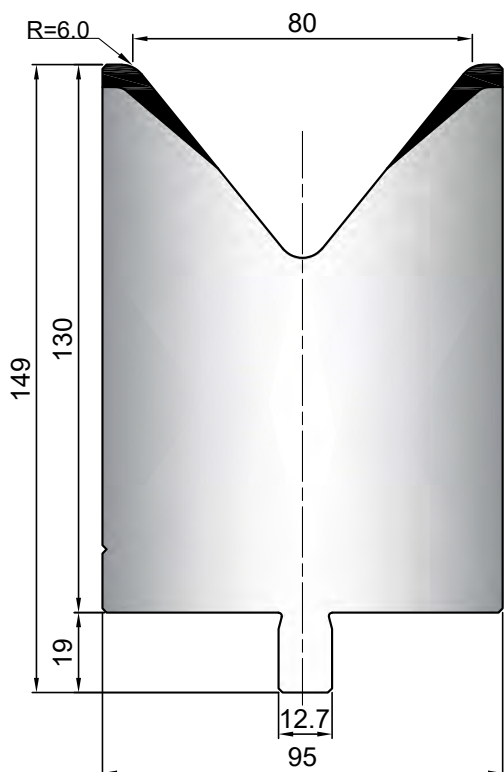
Acciaio / Steel: C45

Cod.	α	T/mt
32.119	78°	150



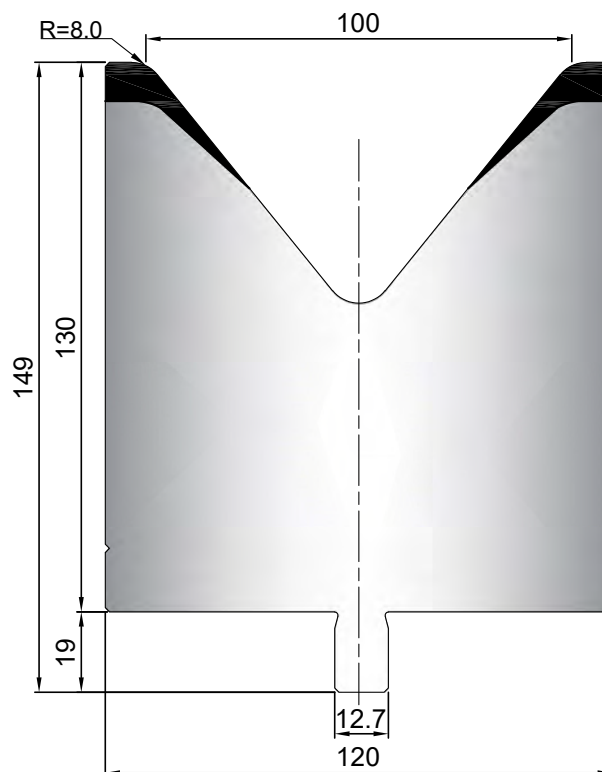
Acciaio / Steel: C45

Cod.	α	T/mt
32.162	78°	150



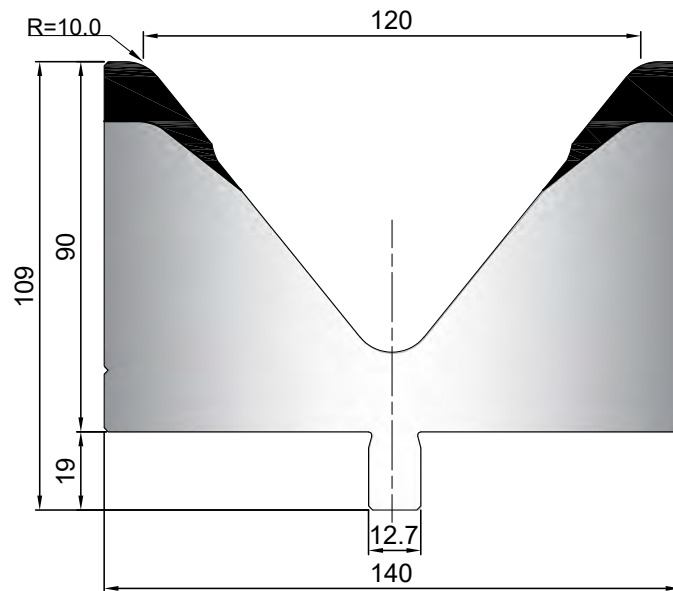
Acciaio / Steel: C45

Cod.	α	T/mt
32.164	78°	150



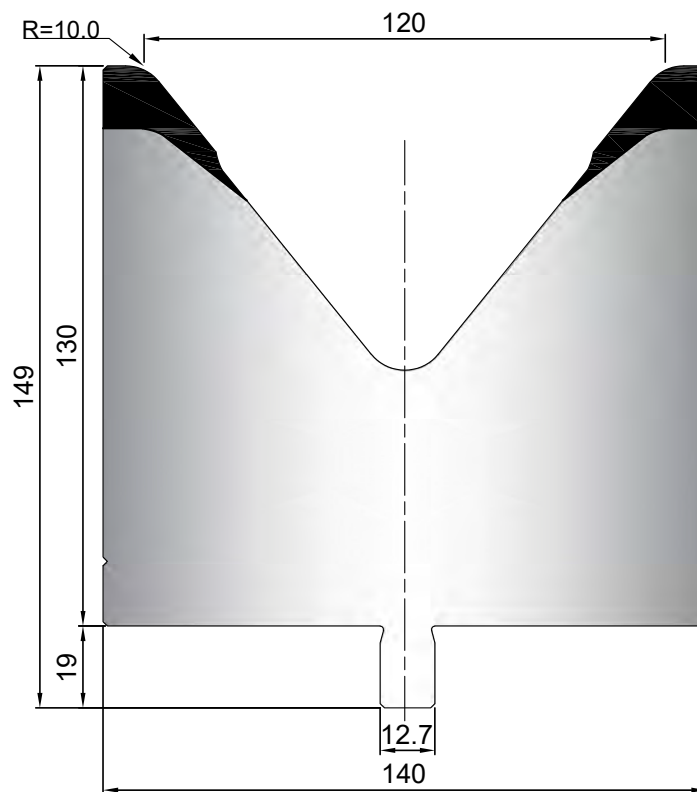
Acciaio / Steel: C45

Cod.	α	T/mt
32.163	78°	150



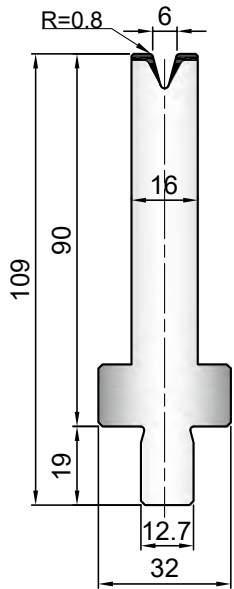
Acciaio / Steel: C45

Cod.	α	T/mt
32.120	78°	150



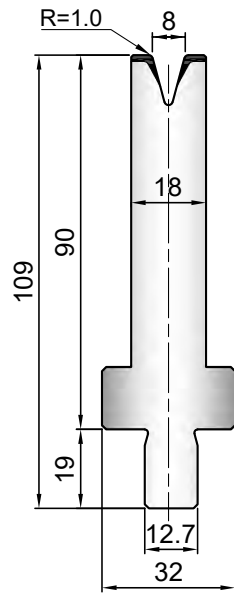
Acciaio / Steel: 1.2312 Quenched

Cod.	α	T/mt
32.100	30°	35



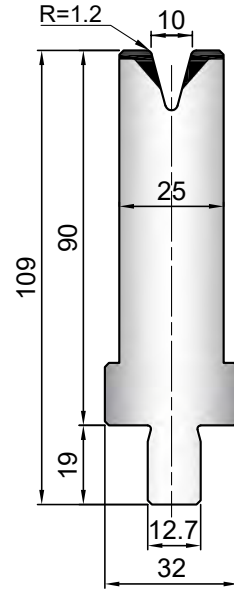
Acciaio / Steel: 1.2312 Quenched

Cod.	α	T/mt
32.101	30°	35



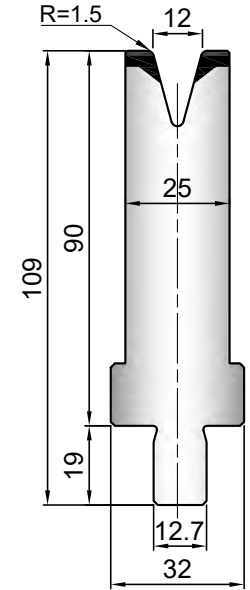
Acciaio / Steel: 1.2312 Quenched

Cod.	α	T/mt
32.102	30°	50



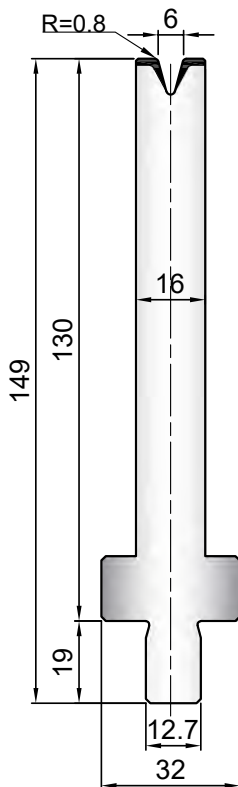
Acciaio / Steel: 1.2312 Quenched

Cod.	α	T/mt
32.103	30°	50



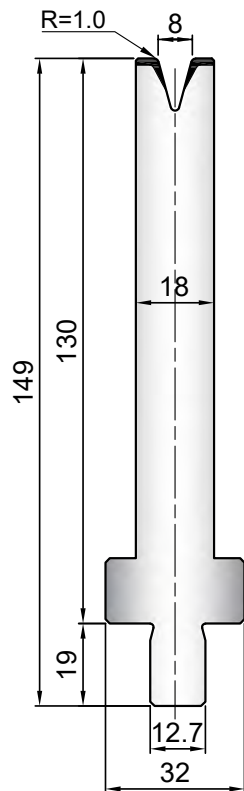
Acciaio / Steel: 1.2312 Quenched

Cod.	α	T/mt
32.124	30°	35



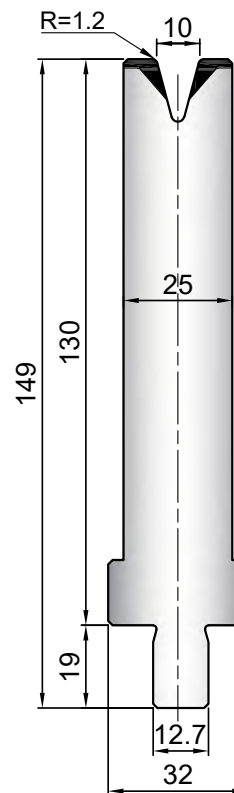
Acciaio / Steel: 1.2312 Quenched

Cod.	α	T/mt
32.125	30°	35



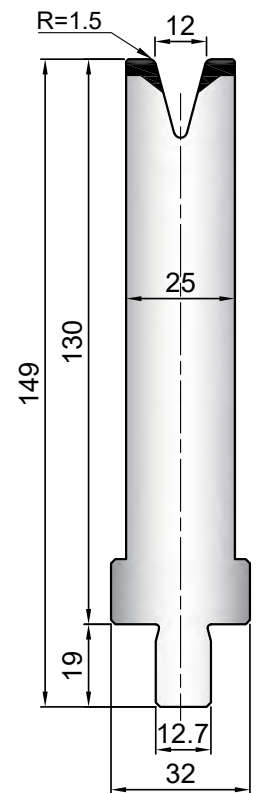
Acciaio / Steel: 1.2312 Quenched

Cod.	α	T/mt
32.126	30°	50



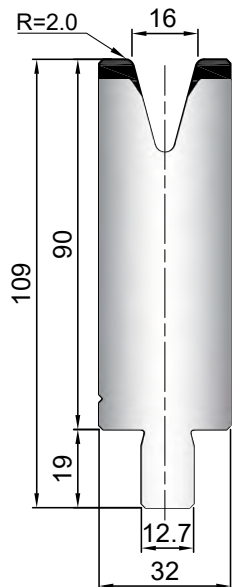
Acciaio / Steel: 1.2312 Quenched

Cod.	α	T/mt
32.127	30°	50



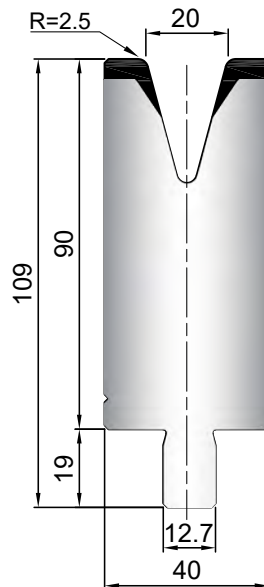
Acciaio / Steel: 1.2312 Quenched

Cod.	α	T/mt
32.108	30°	50



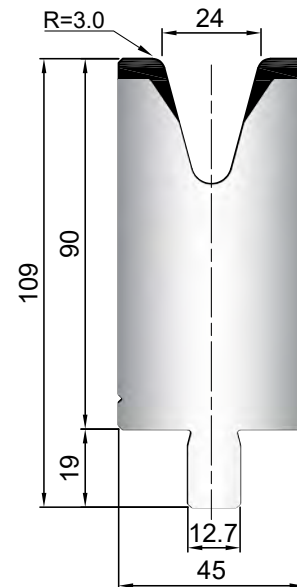
Acciaio / Steel: 1.2312 Quenched

Cod.	α	T/mt
32.109	30°	55



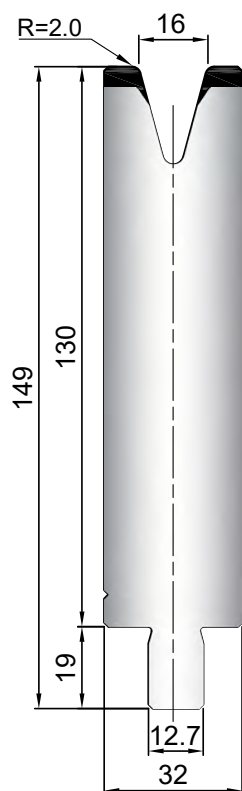
Acciaio / Steel: 1.2312 Quenched

Cod.	α	T/mt
32.110	30°	60



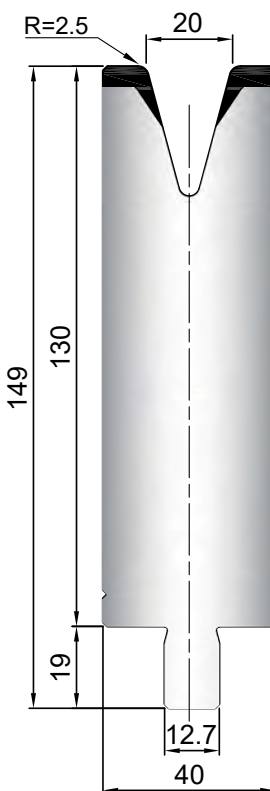
Acciaio / Steel: 1.2312 Quenched

Cod.	α	T/mt
32.128	30°	50



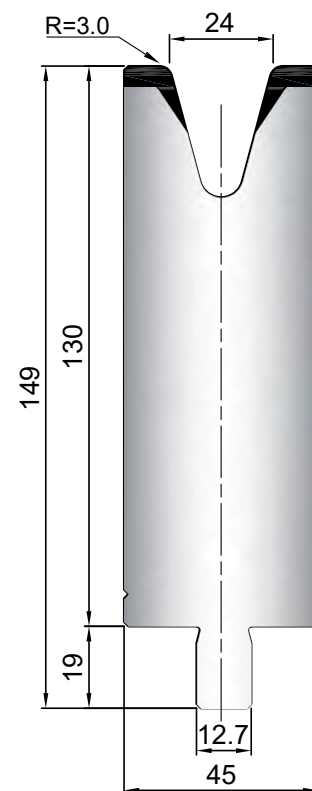
Acciaio / Steel: 1.2312 Quenched

Cod.	α	T/mt
32.129	30°	55



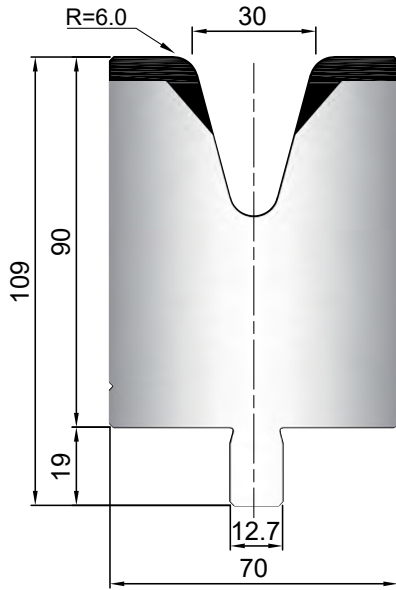
Acciaio / Steel: 1.2312 Quenched

Cod.	α	T/mt
32.130	30°	60



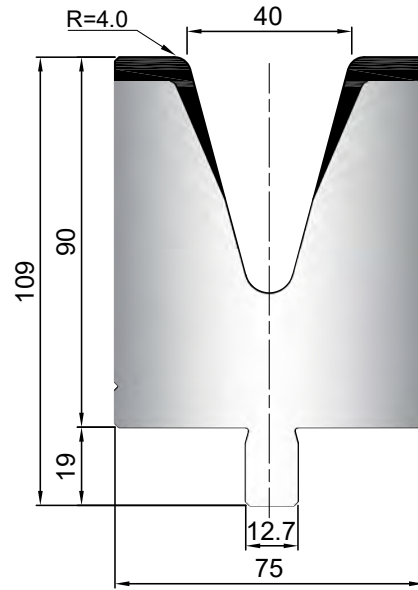
Acciaio / Steel: 1.2312 Quenched

Cod.	α	T/mt
32.131	30°	100



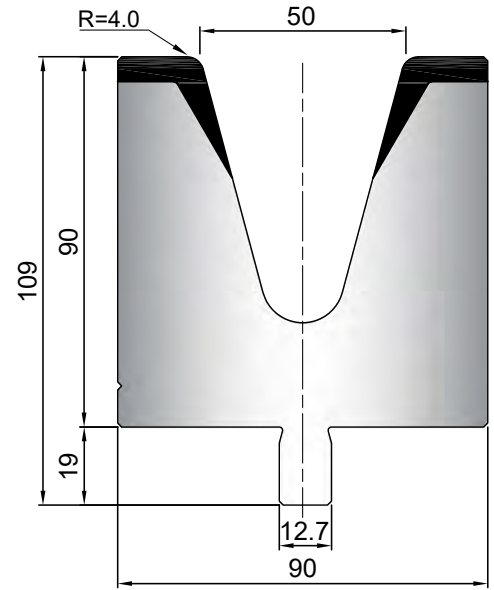
Acciaio / Steel: 1.2312 Quenched

Cod.	α	T/mt
32.132	30°	100



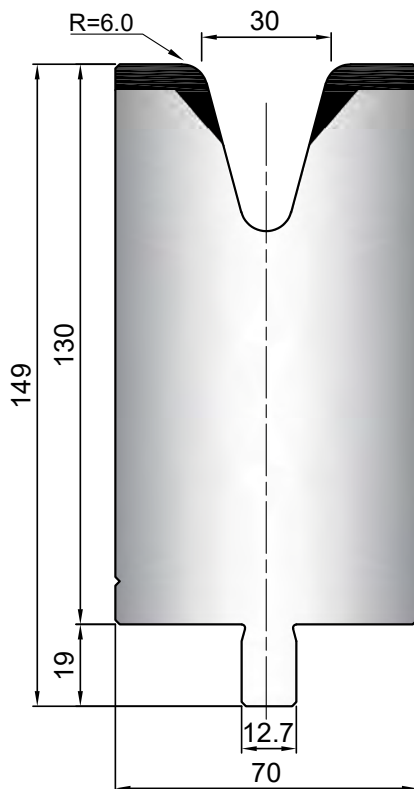
Acciaio / Steel: 1.2312 Quenched

Cod.	α	T/mt
32.133	30°	130



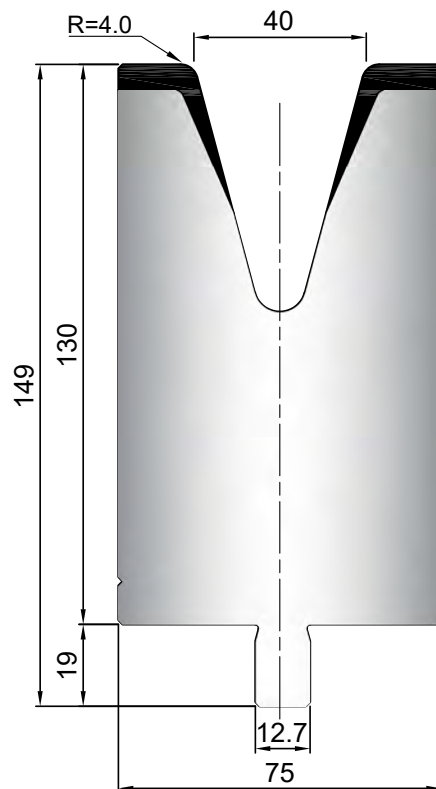
Acciaio / Steel: 1.2312 Quenched

Cod.	α	T/mt
32.134	30°	100



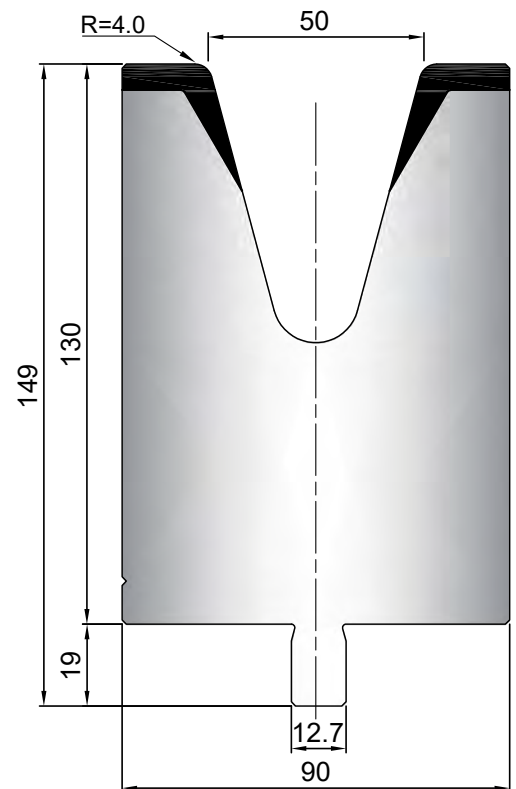
Acciaio / Steel: 1.2312 Quenched

Cod.	α	T/mt
32.135	30°	100



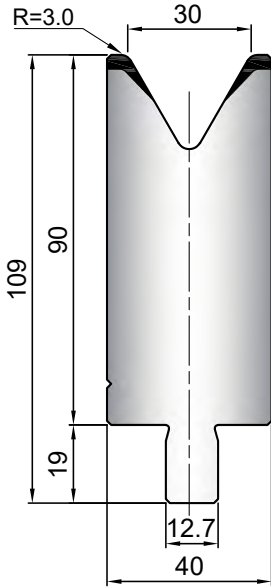
Acciaio / Steel: 1.2312 Quenched

Cod.	α	T/mt
32.136	30°	130



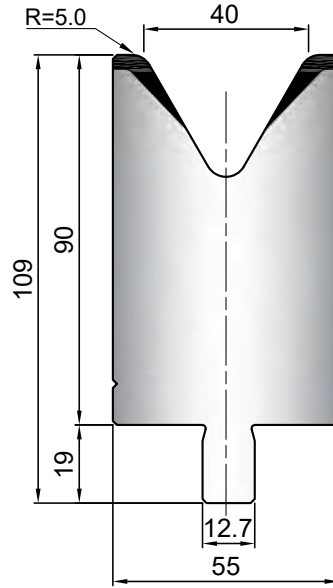
Acciaio / Steel: 1.2312 Quenched

Cod.	α	T/mt
32.137	60°	120



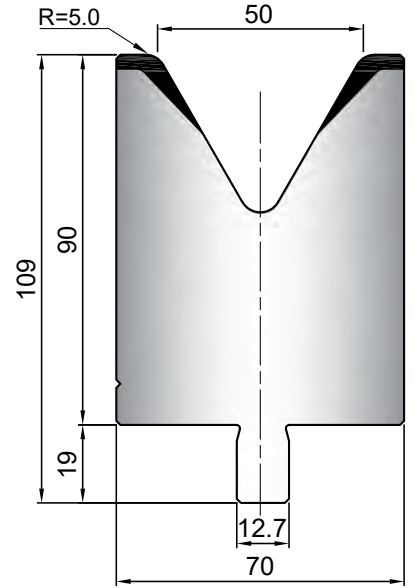
Acciaio / Steel: 1.2312 Quenched

Cod.	α	T/mt
32.138	60°	120



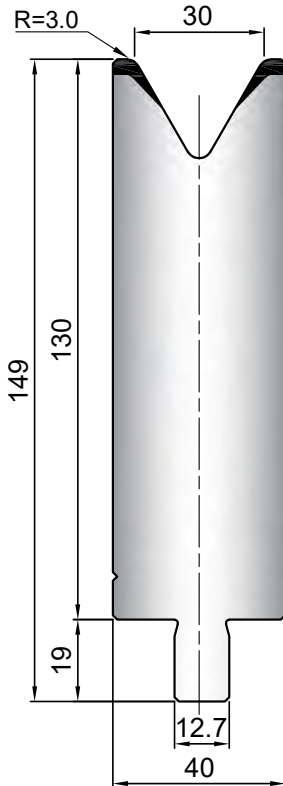
Acciaio / Steel: 1.2312 Quenched

Cod.	α	T/mt
32.139	60°	120



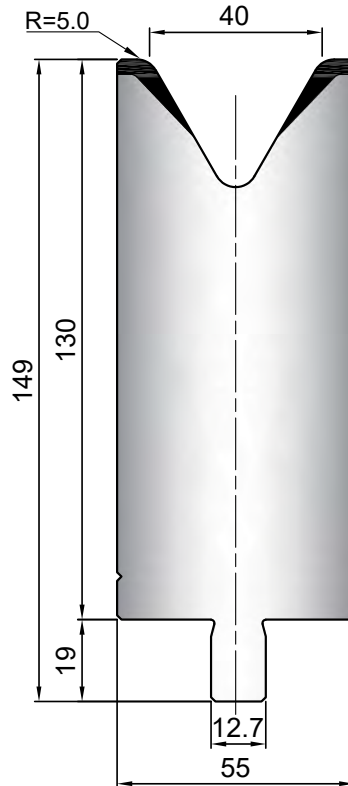
Acciaio / Steel: 1.2312 Quenched

Cod.	α	T/mt
32.140	60°	120



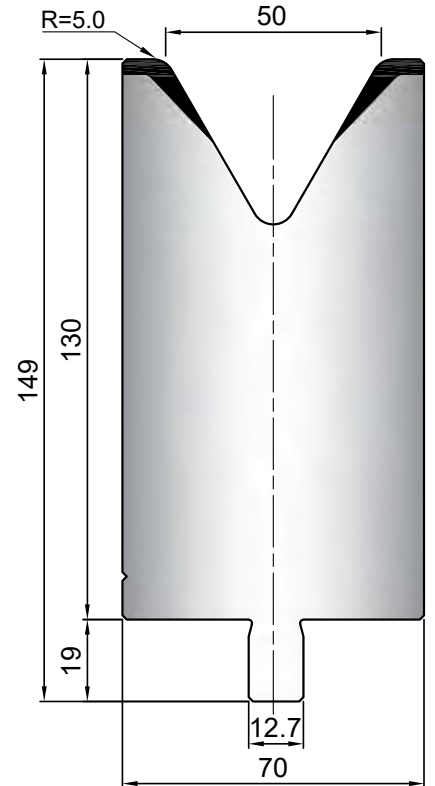
Acciaio / Steel: 1.2312 Quenched

Cod.	α	T/mt
32.141	60°	120



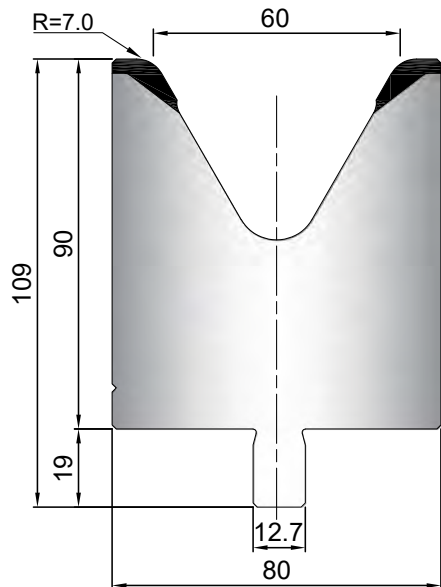
Acciaio / Steel: 1.2312 Quenched

Cod.	α	T/mt
32.142	60°	120



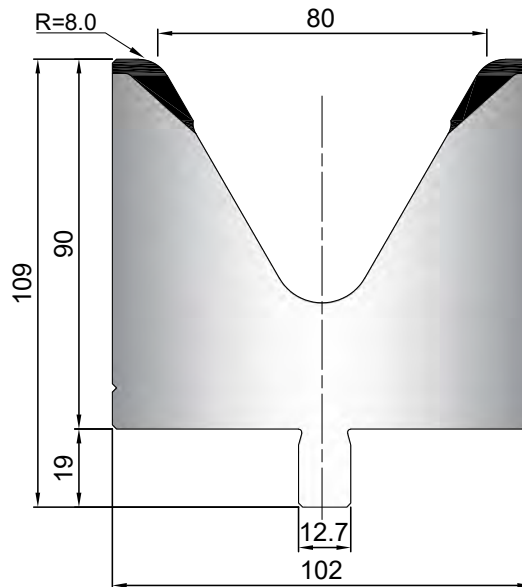
Acciaio / Steel: 1.2312 Quenched

Cod.	α	T/mt
32.143	60°	135



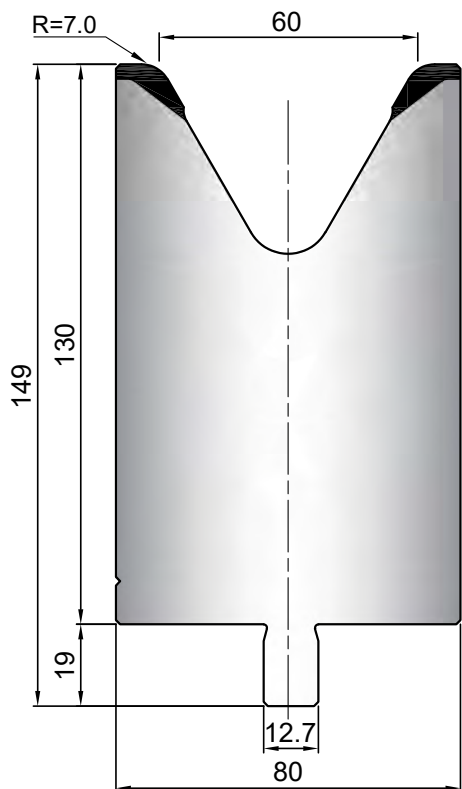
Acciaio / Steel: 1.2312 Quenched

Cod.	α	T/mt
32.144	60°	175



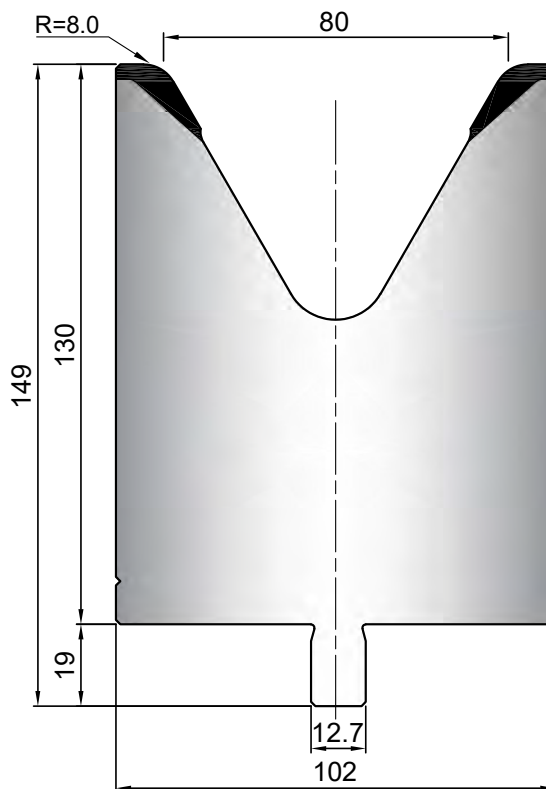
Acciaio / Steel: 1.2312 Quenched

Cod.	α	T/mt
32.145	60°	135



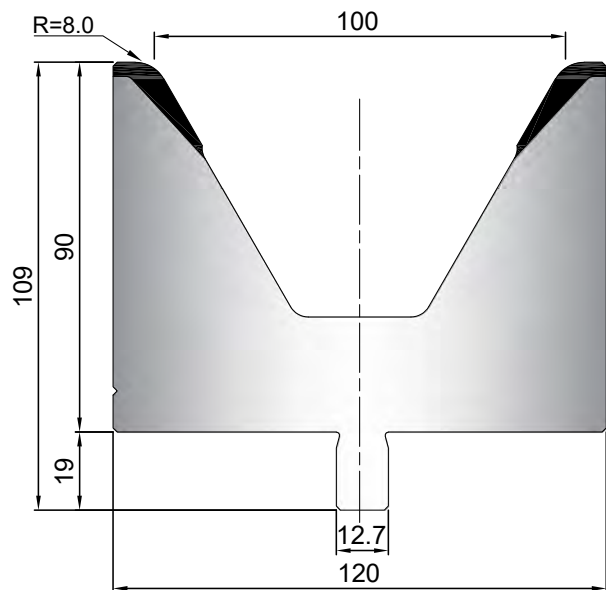
Acciaio / Steel: 1.2312 Quenched

Cod.	α	T/mt
32.146	60°	175



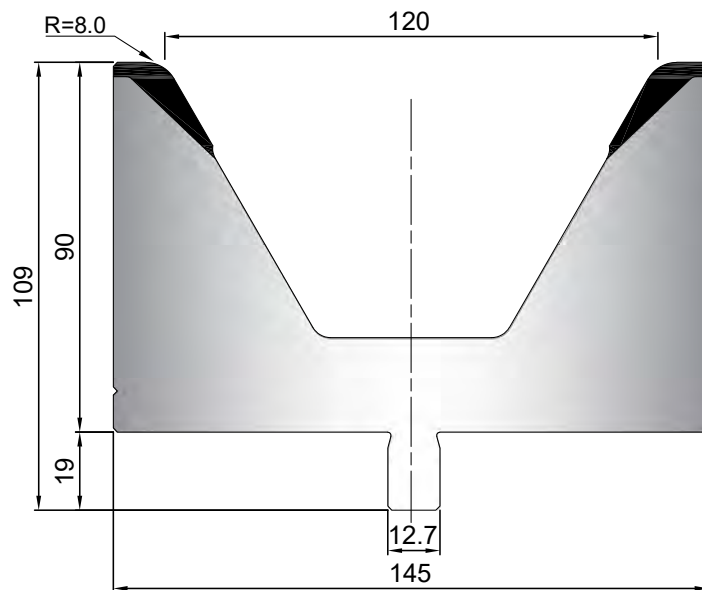
Acciaio / Steel: 1.2312 Quenched

Cod.	α	T/mt
32.147	60°	150



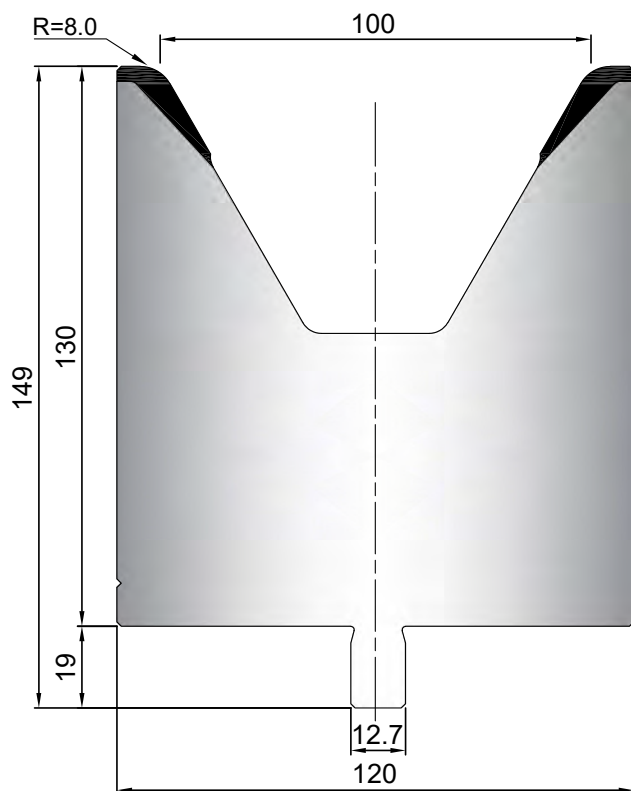
Acciaio / Steel: 1.2312 Quenched

Cod.	α	T/mt
32.148	60°	130



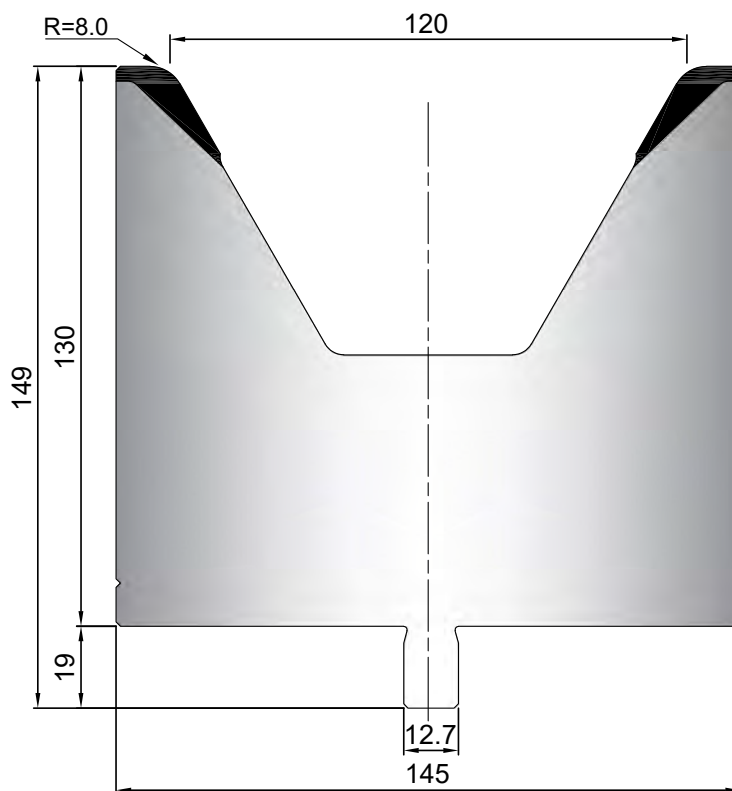
Acciaio / Steel: 1.2312 Quenched

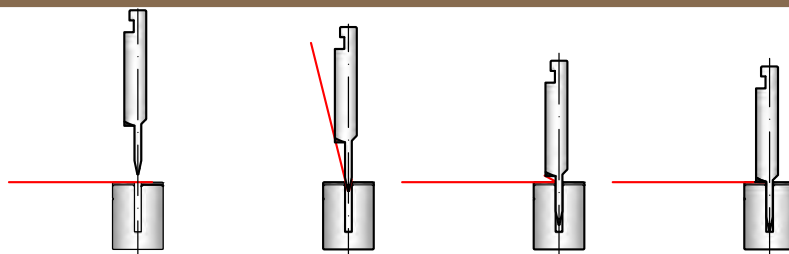
Cod.	α	T/mt
32.149	60°	150



Acciaio / Steel: 1.2312 Quenched

Cod.	α	T/mt
32.150	60°	130





Acciaio / Steel: 1.2312 Quenched

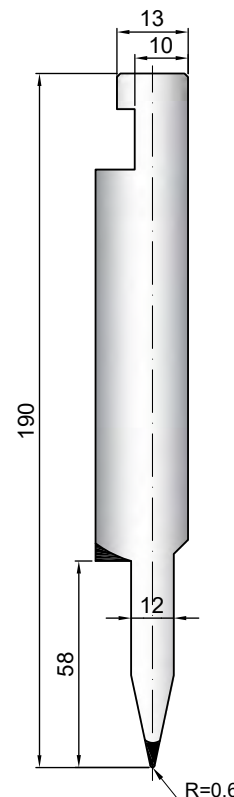
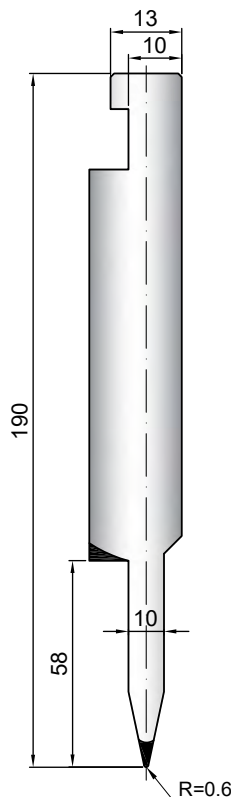
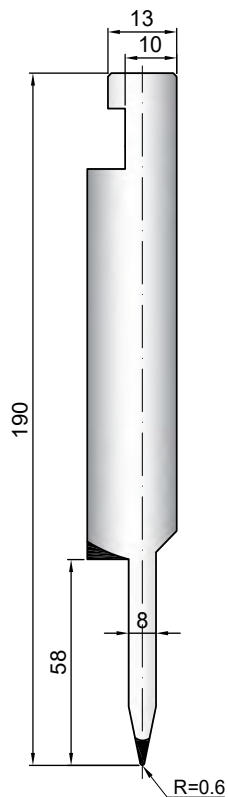
Cod.	α	T/mt	Kg/mt
12.491	20°	80	29

Acciaio / Steel: 1.2312 Quenched

Cod.	α	T/mt	Kg/mt
12.492	20°	80	30

Acciaio / Steel: 1.2312 Quenched

Cod.	α	T/mt	Kg/mt
12.493	20°	80	30



Acciaio / Steel: 1.2312 Quenched

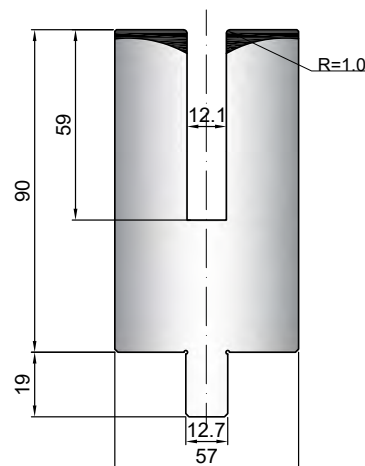
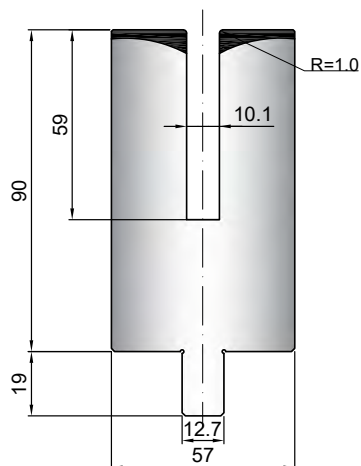
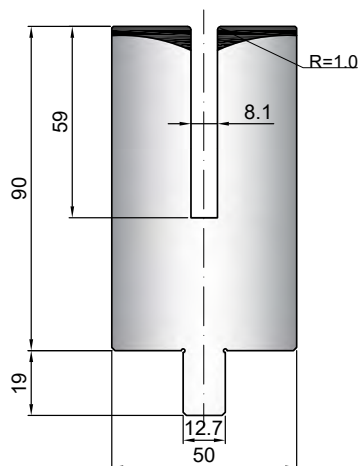
Cod.	T/mt	Kg/mt
32.121	50	38

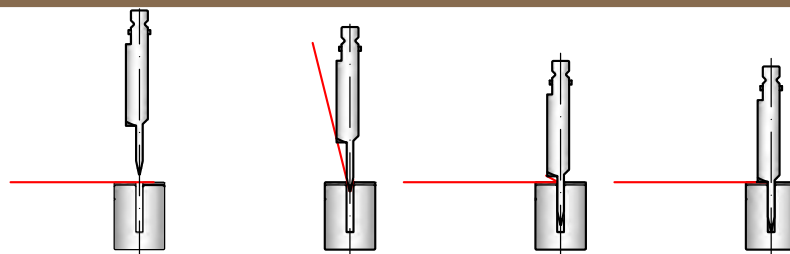
Acciaio / Steel: 1.2312 Quenched

Cod.	T/mt	Kg/mt
32.122	50	42

Acciaio / Steel: 1.2312 Quenched

Cod.	T/mt	Kg/mt
32.123	50	42





Acciaio / Steel: 1.2312 Quenched

Cod.	α	H	T/mt	Kg/mt
18.013	20°	206	80	31

Acciaio / Steel: 1.2312 Quenched

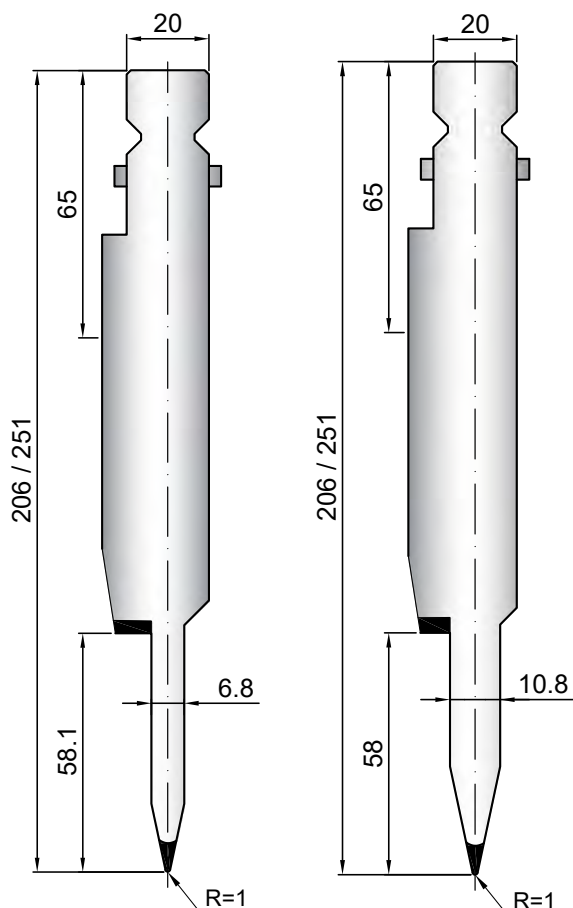
Cod.	α	H	T/mt	Kg/mt
18.014	20°	206	80	32

Acciaio / Steel: 1.2312 Quenched

Cod.	α	H	T/mt	Kg/mt
18.015	20°	251	80	41

Acciaio / Steel: 1.2312 Quenched

Cod.	α	H	T/mt	Kg/mt
18.016	20°	251	80	42

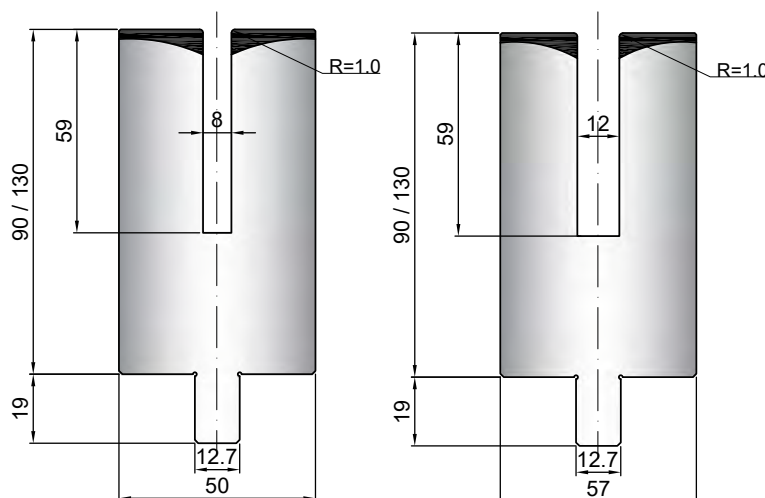


Acciaio / Steel: 1.2312 Quenched

Cod.	H	T/mt	Kg/mt
32.165	90	50	39

Acciaio / Steel: 1.2312 Quenched

Cod.	H	T/mt	Kg/mt
32.166	90	50	35



Acciaio / Steel: 1.2312 Quenched

Cod.	H	T/mt	Kg/mt
32.167	130	50	57

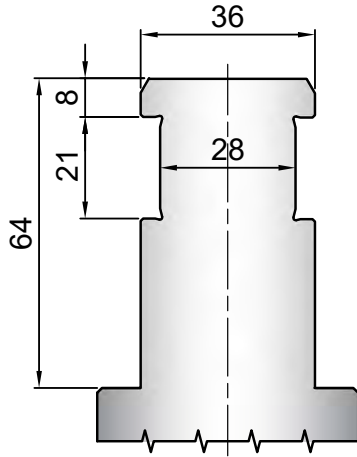
Acciaio / Steel: 1.2312 Quenched

Cod.	H	T/mt	Kg/mt
32.168	130	50	54

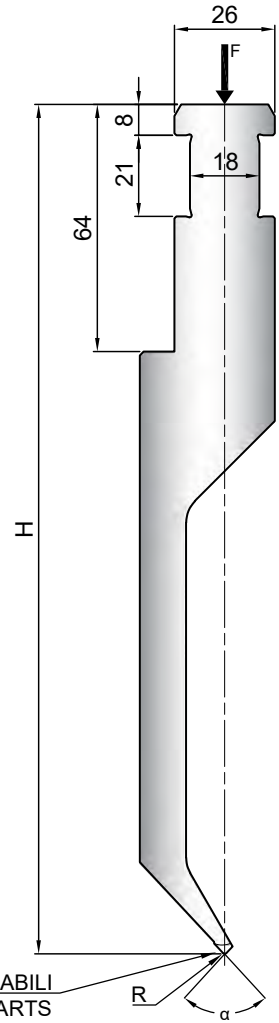
EHT




Punzoni standard sono disponibili a magazzino nelle lunghezze di: SET - A / SET - B / SET - C / SET - D / SET - E / SET - F
 Punches are available in the following standard lengths: SET - A / SET - B / SET - C / SET - D / SET - E / SET - F



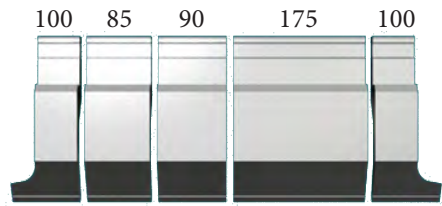
Descrizione / Description	
H	= Altezza / Height
α	= Angolo / Degree
R	= Raggio / Radius



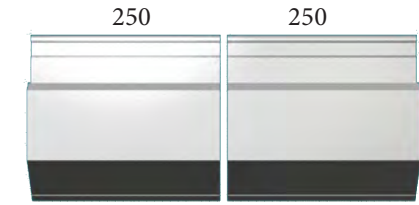
SET - A - 500



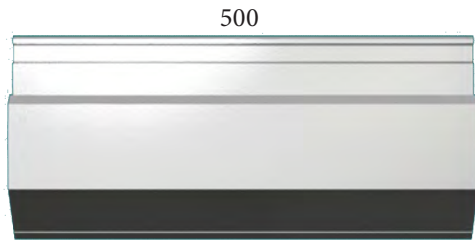
SET - B - 550



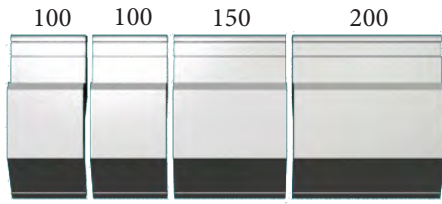
SET - C - 500




SET - D - 500



SET - E - 550



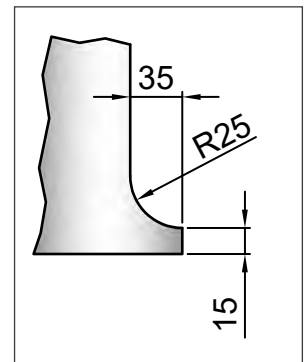
SET - F - 175



10 15 20 25 30 35 40

PARTI USURABILI
WEAR PARTS

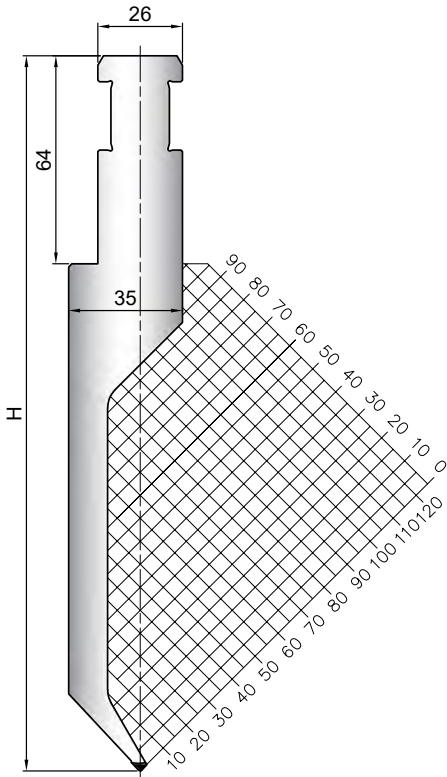
Scarpette / Horns





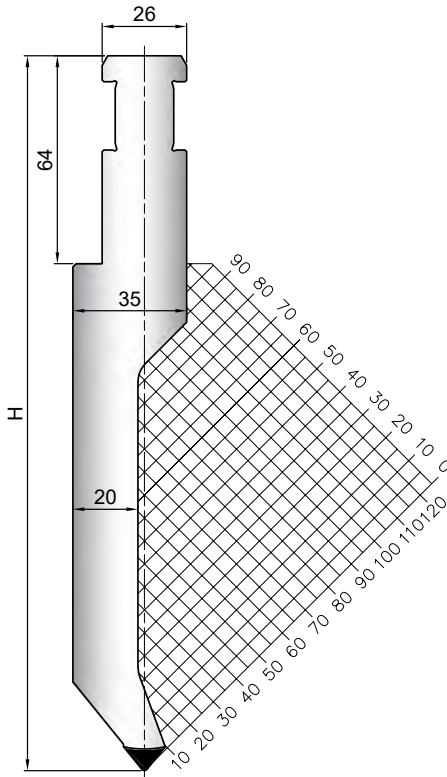
Acciaio / Steel: 1.2312 Quenched

Cod.	α	R	H	T/mt
16.001	86°	0.60	220.00	20



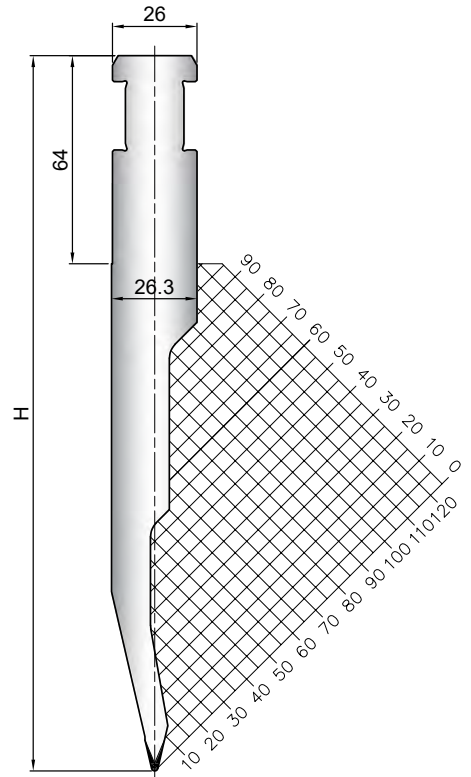
Acciaio / Steel: 1.2312 Quenched

Cod.	α	R	H	T/mt
16.002	78°	1.00	220.00	100



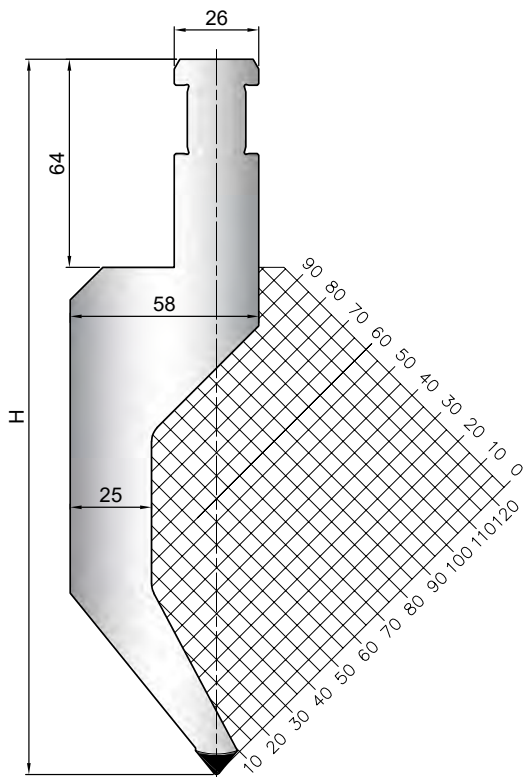
Acciaio / Steel: 1.2312 Quenched

Cod.	α	R	H	T/mt
16.003	26°	1.00	220.00	45



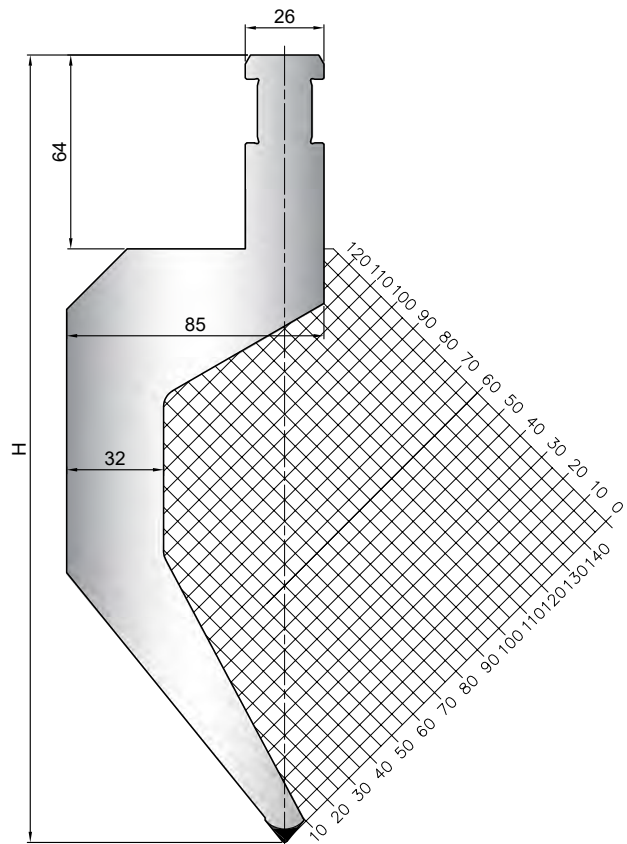
Acciaio / Steel: 1.2312 Quenched

Cod.	α	R	H	T/mt
16.004	78°	1.00	220.00	50



Acciaio / Steel: 1.2312 Quenched

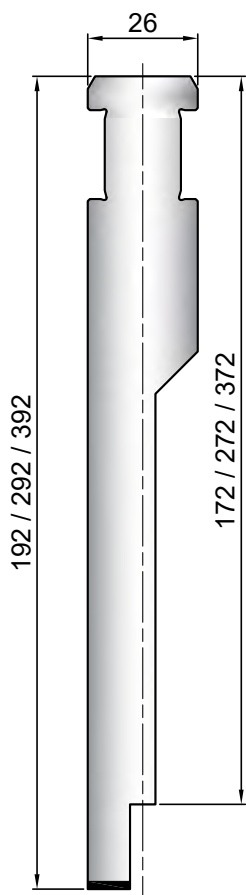
Cod.	α	R	H	T/mt
16.005	78°	1.00	260.00	50



Supporti per lame - Blade holders

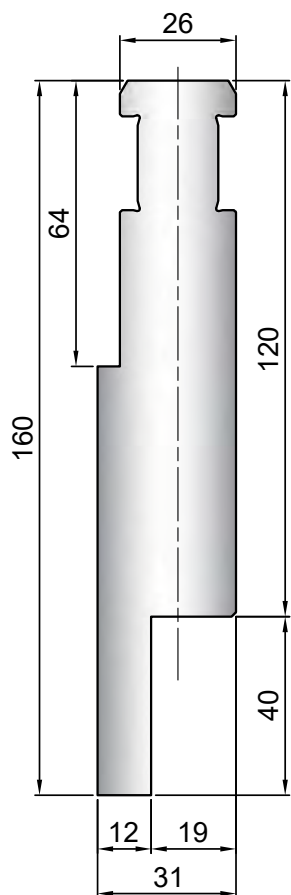
Acciaio / Steel: 1.2312 Quenched

Cod.	T/mt
16.006	60



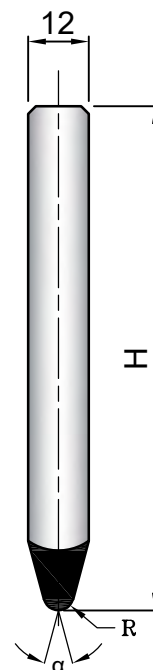
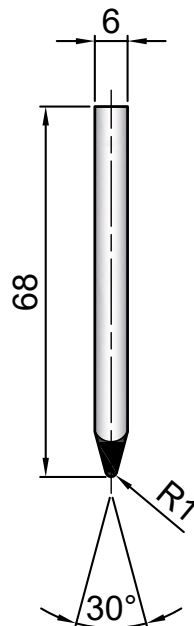
Acciaio / Steel: 1.2312 Quenched

Cod.	T/mt
16.008	100



Acciaio / Steel: 1.2312 Quenched

Cod.	α	R	H	T/mt
16.007	30°	1.00	68.00	60




Acciaio / Steel: 1.2312 Quenched

Cod.	α	R	H	T/mt
13.500	28°	0.50	100.00	100
13.501	28°	1.00	100.00	100
13.502	28°	2.00	100.00	100
13.503	28°	3.00	100.00	100
13.504	28°	4.00	100.00	100
13.505	28°	5.00	100.00	100
13.506	28°	6.00	100.00	100

Supporto/Holder

500




Acciaio / Steel: 1.2312 Quenched

Cod.	α	R	H	T/mt
13.520	84°	1.00	100.00	100


Acciaio / Steel: 1.2312 Quenched

Cod.	α	R	H	T/mt
13.530	86°	1.00	100.00	100



Lama / Blade


500





Matrici standard sono disponibili a magazzino nelle lunghezze di: SET - A / SET - B / SET - C / SET - D / SET - E / SET - F
 Dies are available in the following standard lengths: SET - A / SET - B / SET - C / SET - D / SET - E / SET - F

SET - A - 500



100 85 90 175 100

SET - B - 550



250 250

SET - C - 500



SET - D - 500



100 100 150 200

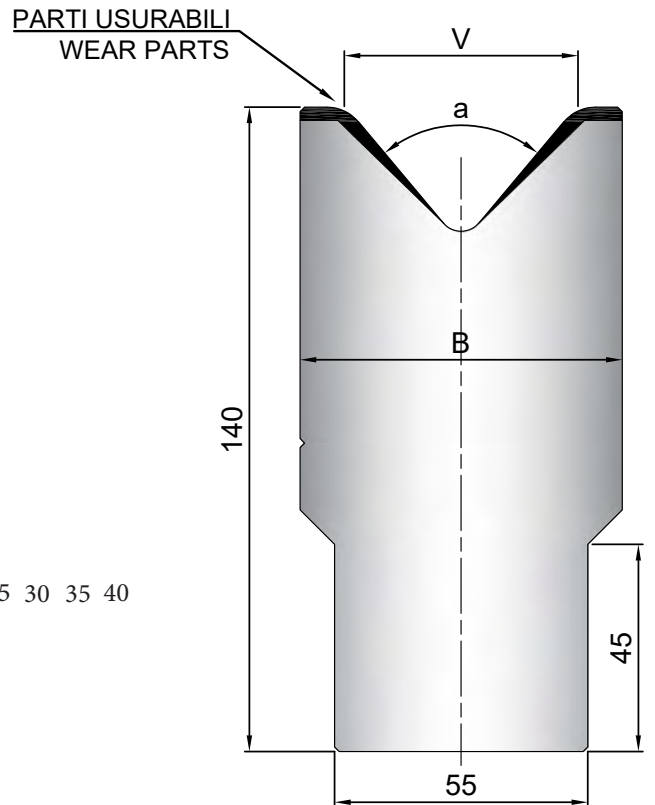
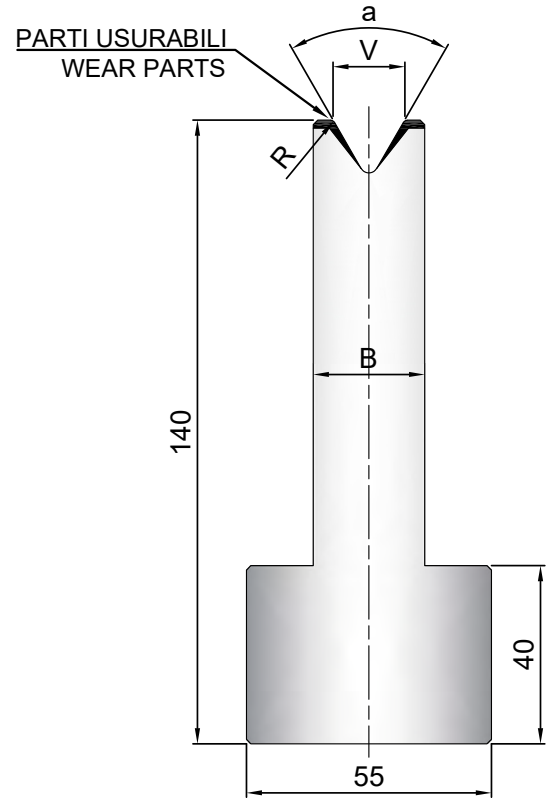
SET - E - 550



SET - F - 175



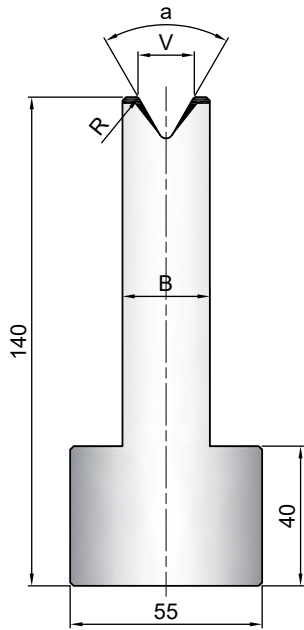
10 15 20 25 30 35 40



Matrici / Dies

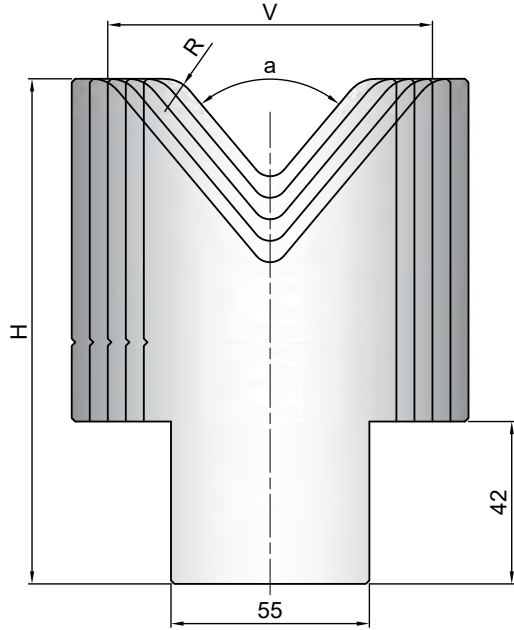
Acciaio / Steel: 1.2312 Quenched

Cod.	H
44.001	140.00



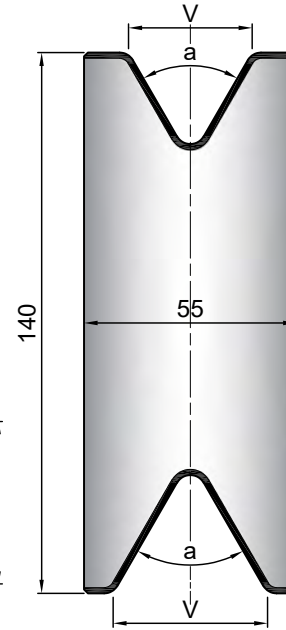
Acciaio / Steel: 1.2312 Quenched

Cod.	H
44.003	



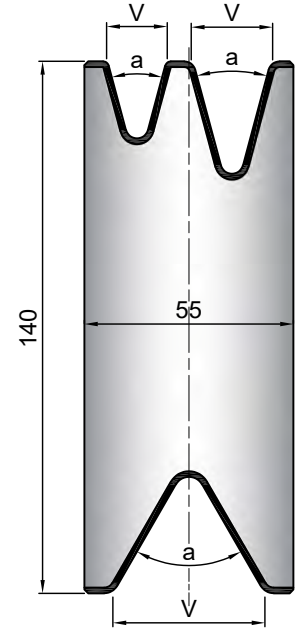
Acciaio / Steel: 1.2312 Quenched

Cod.	H
44.004	140.00



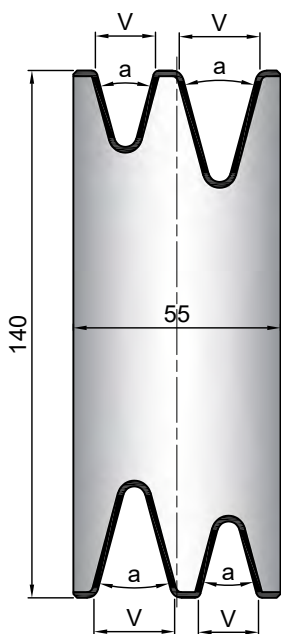
Acciaio / Steel: 1.2312 Quenched

Cod.	H
44.005	140.00



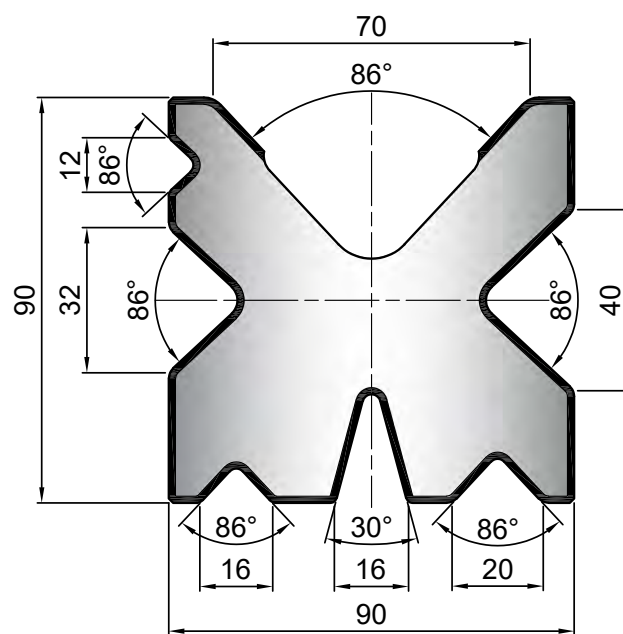
Acciaio / Steel: 1.2312 Quenched

Cod.	H
44.006	140.00



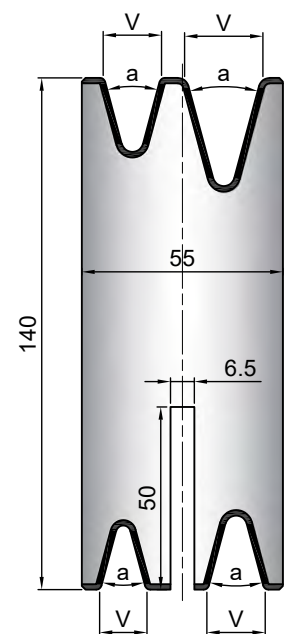
Acciaio / Steel: 1.2312 Quenched

Cod.	H
44.007	90.00



Acciaio / Steel: 1.2312 Quenched

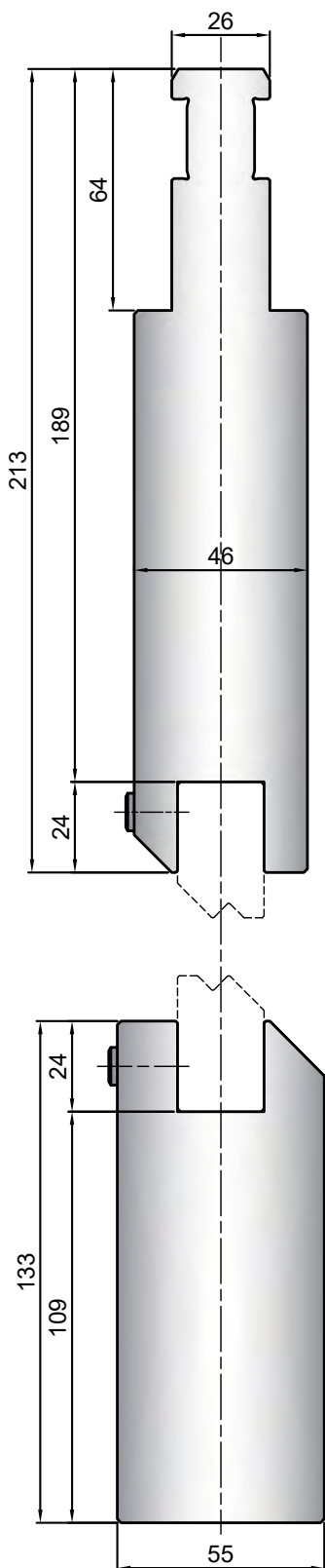
Cod.	H
44.008	140.00





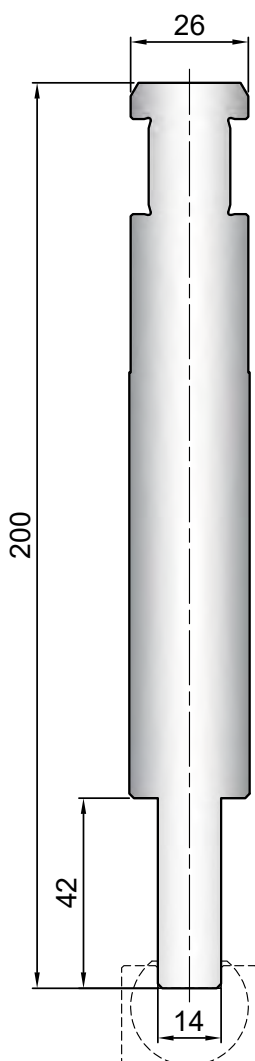
Acciaio / Steel: C45

Cod.	T/mt
16.009	100



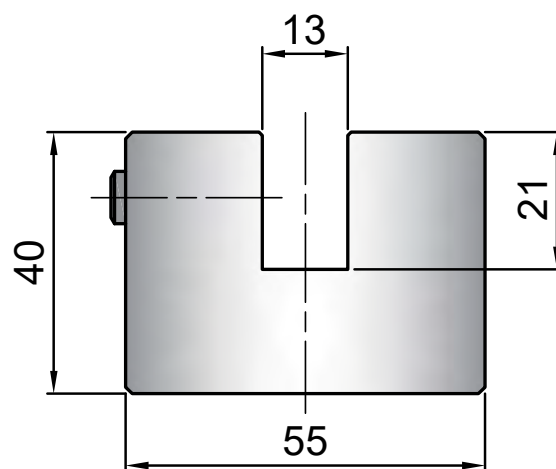
Acciaio / Steel: C45

Cod.	H	T/mt
16.010	200.00	80



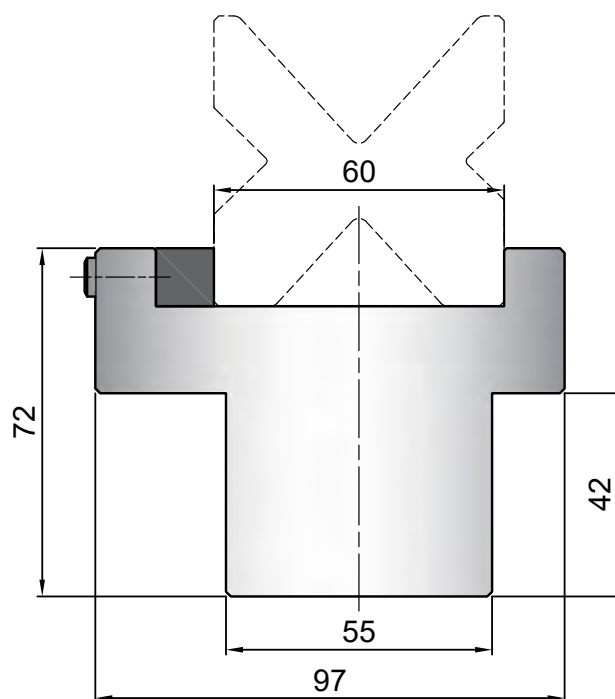
Acciaio / Steel: C45

Cod.	H	T/mt
44.009	40.00	100




Acciaio / Steel: C45

Cod.	H	T/mt
44.010	72.00	100



Weinbrenner

 Punzoni standard sono disponibili a magazzino nelle lunghezze di: 2050 mm - 2550 mm - 3050 mm - 3550 mm - 4050 mm
Punches are available in the following standard lengths: 2050 mm - 2550 mm - 3050 mm - 3550 mm - 4050 mm


Descrizione / Description

H = Altezza / Height


α = Angolo / Degree

R = Raggio / Radius


2050 mm Sect.




2550 mm Sect.



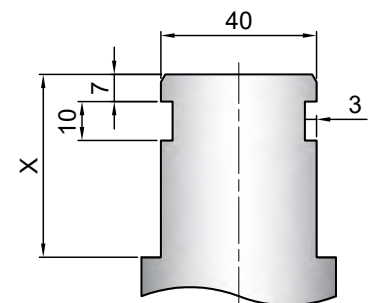
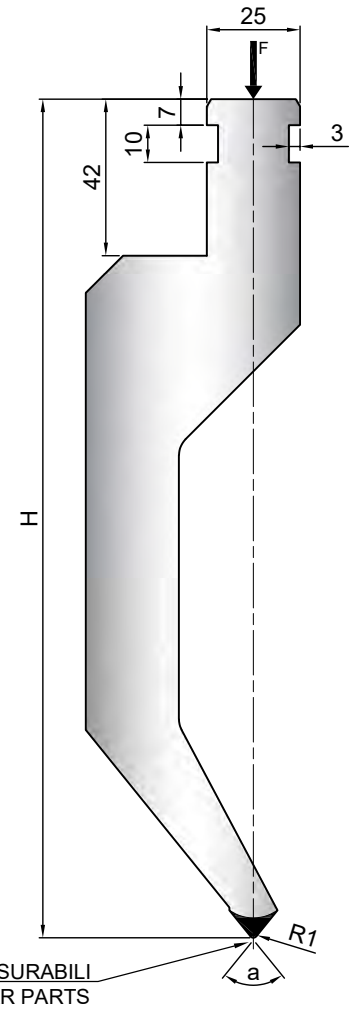

3050 mm Sect.



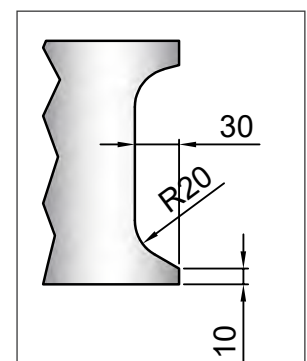
3550 mm Sect.



4050 mm Sect.



Scarpette / Horns

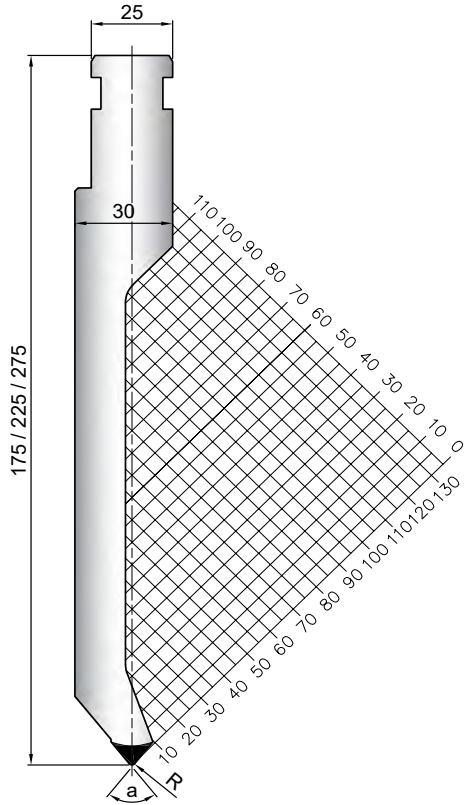




Acciaio / Steel: 1.2312 Quenched

Cod.

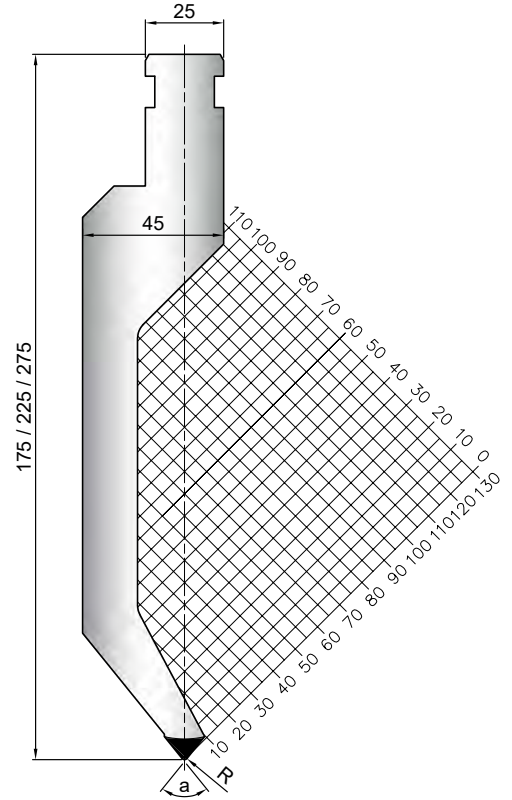
17.001



Acciaio / Steel: 1.2312 Quenched

Cod.

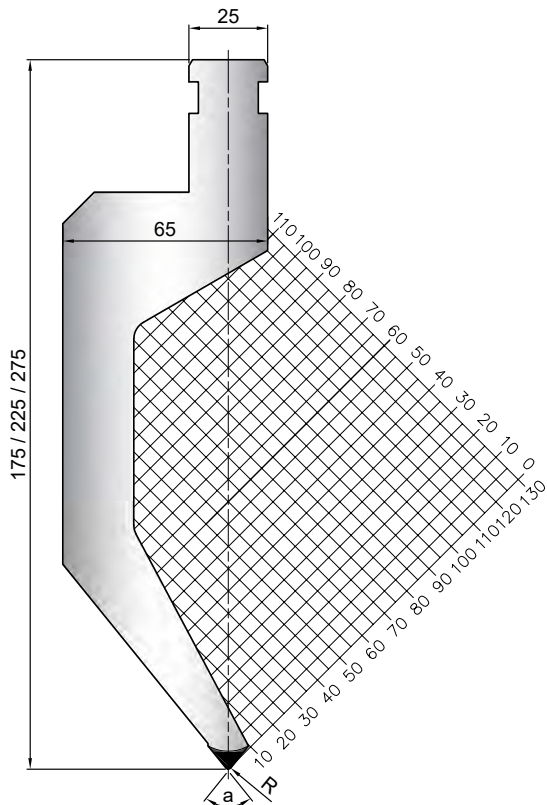
17.002



Acciaio / Steel: 1.2312 Quenched

Cod.

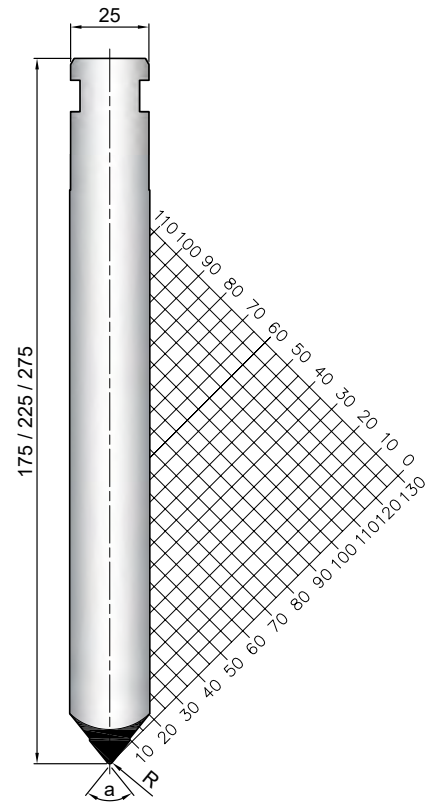
17.003



Acciaio / Steel: 1.2312 Quenched

Cod.

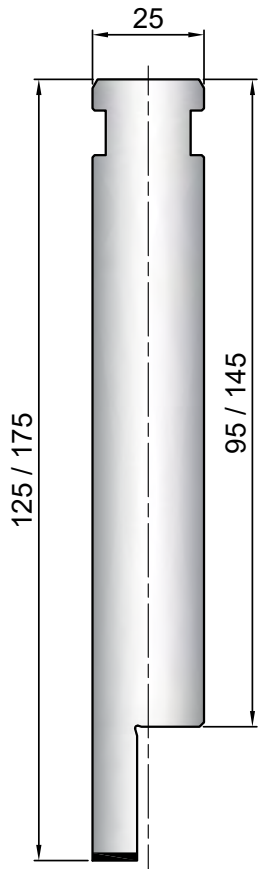
17.004



Punzoni / Punches

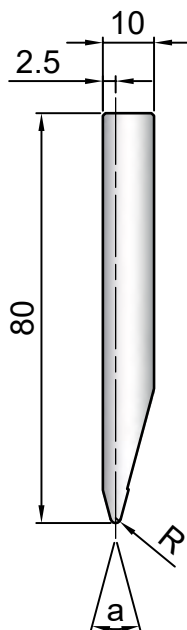
Acciaio / Steel: 1.2312 Quenched

Cod.
17.005



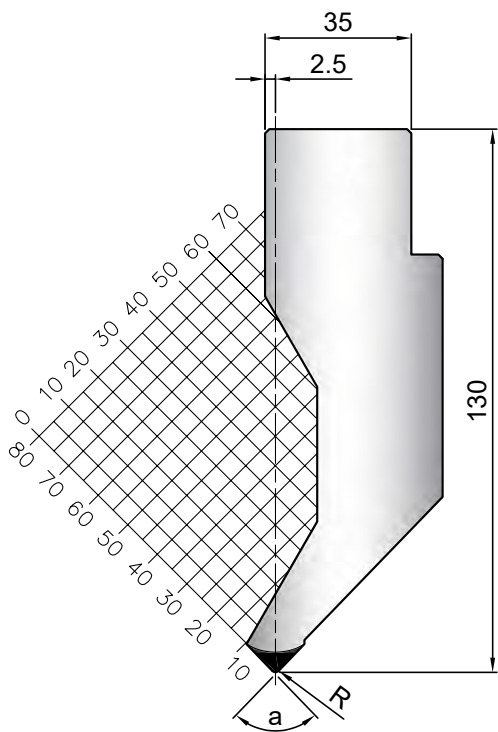
Acciaio / Steel: 1.2312 Quenched

Cod.
17.006

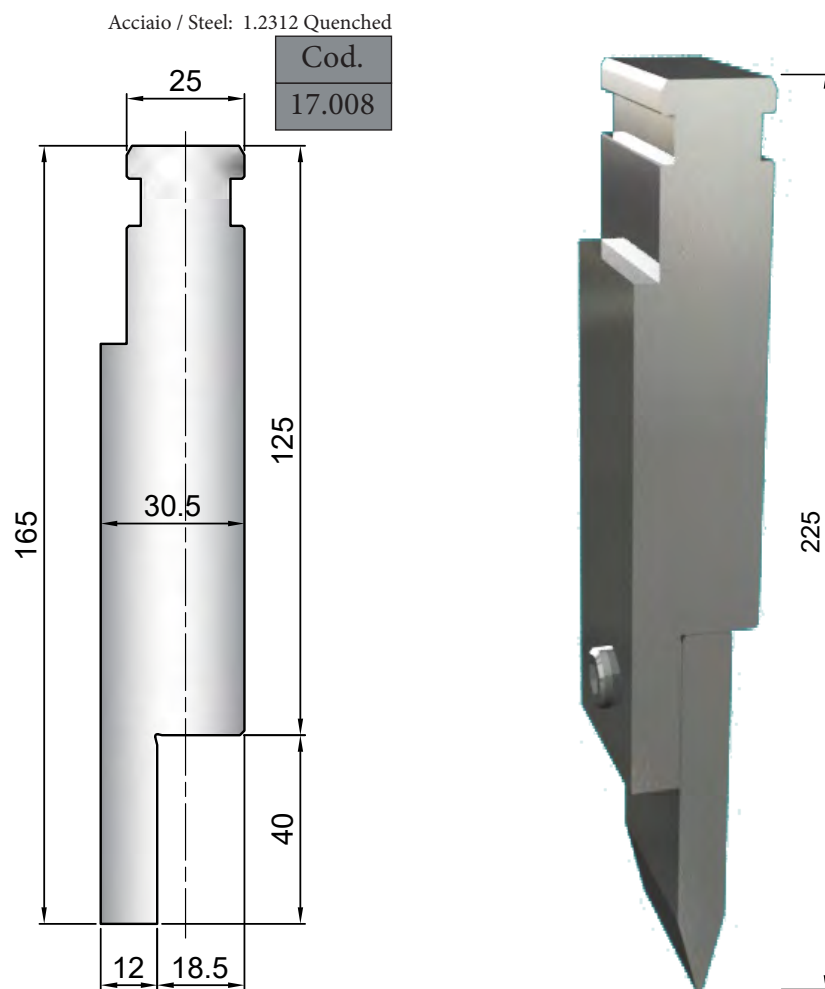


Acciaio / Steel: 1.2312 Quenched

Cod.
17.007




Supporti per lame / Blade holders

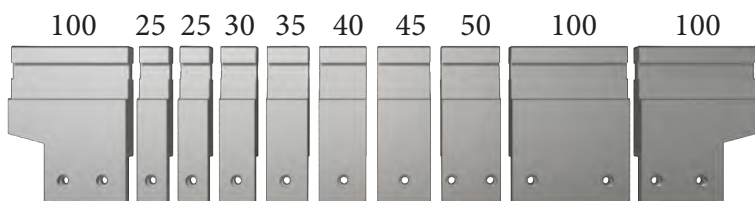


Supporto/Holder

500 mm



550 mm Sect.

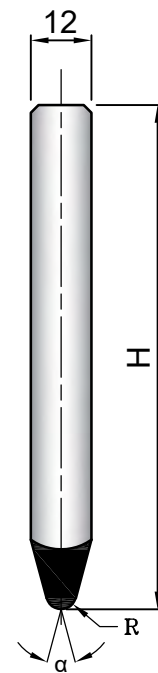



Lama / Blade

500 mm



550 mm Sect.



Acciaio / Steel: 1.2312 Quenched

Cod.	α	R	H	T/mt
13.500	28°	0.50	100.00	100
13.501	28°	1.00	100.00	100
13.502	28°	2.00	100.00	100
13.503	28°	3.00	100.00	100
13.504	28°	4.00	100.00	100
13.505	28°	5.00	100.00	100
13.506	28°	6.00	100.00	100

Acciaio / Steel: 1.2312 Quenched

Cod.	α	R	H	T/mt
13.520	84°	1.00	100.00	100

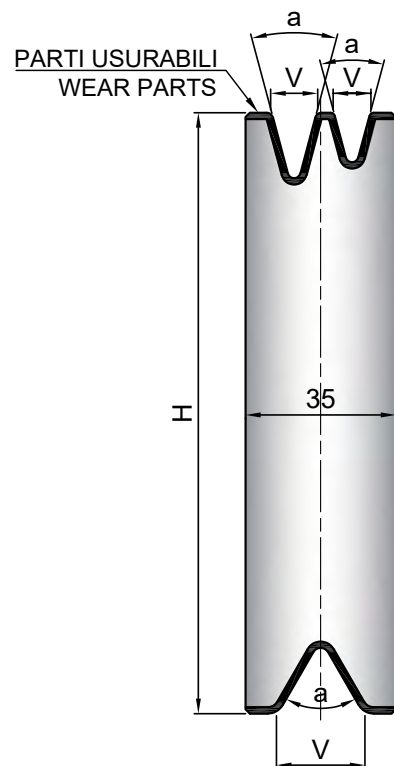
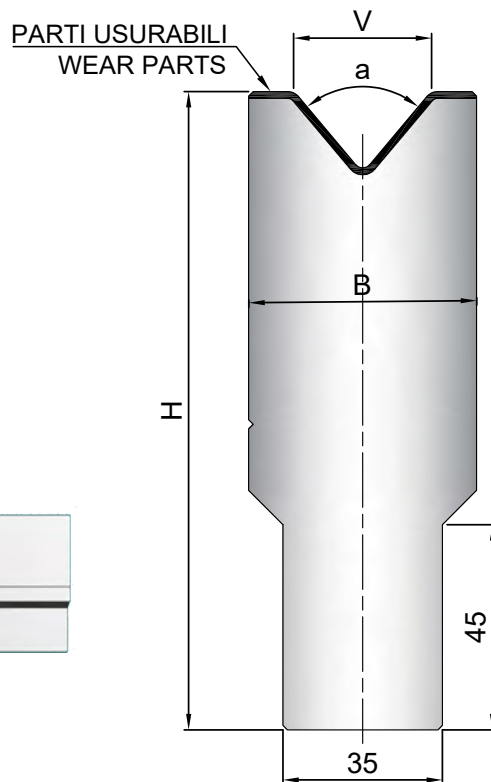
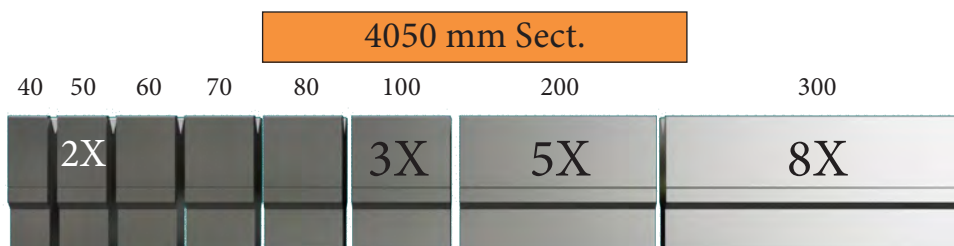
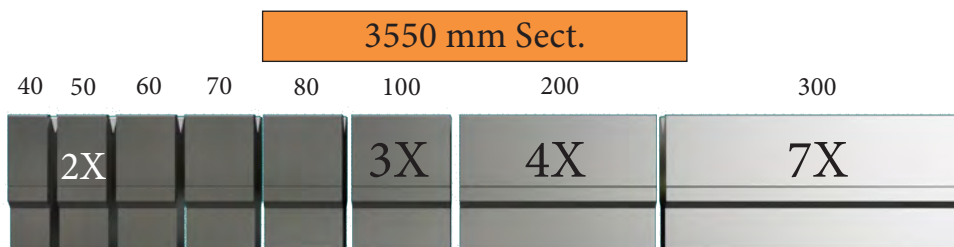
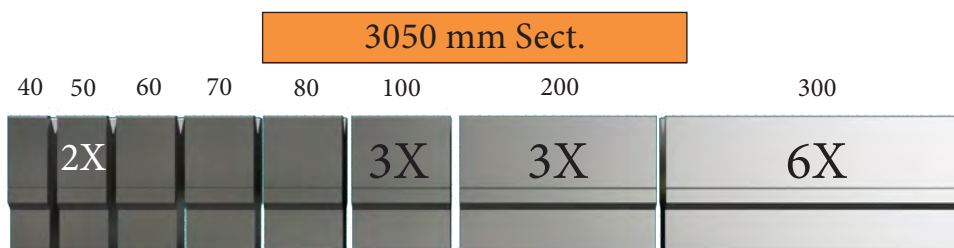
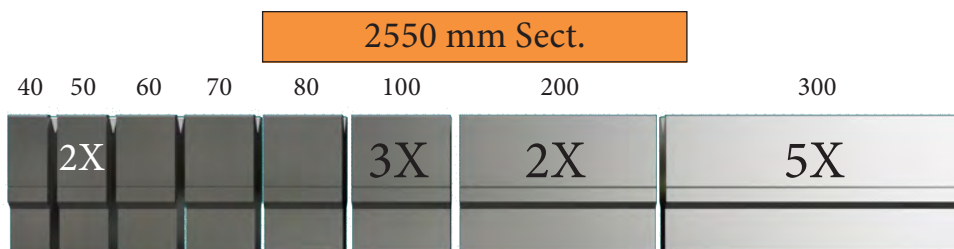
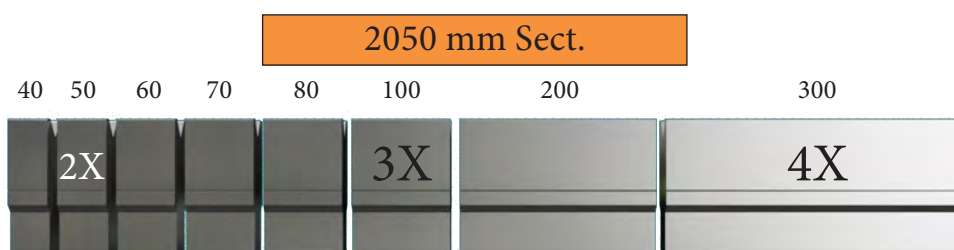
Acciaio / Steel: 1.2312 Quenched

Cod.	α	R	H	T/mt
13.530	86°	1.00	100.00	100

Matrici / Dies



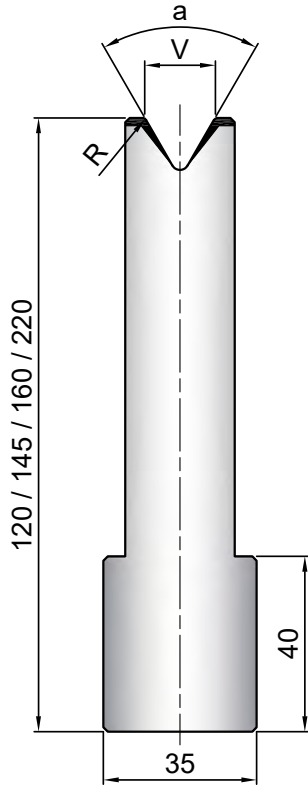
Matrici standard sono disponibili a magazzino nelle lunghezze di: 2050 mm - 2550 mm - 3050 mm - 3550 mm - 4050 mm
 Dies are available in the following standard lengths: 2050 mm - 2550 mm - 3050 mm - 3550 mm - 4050 mm





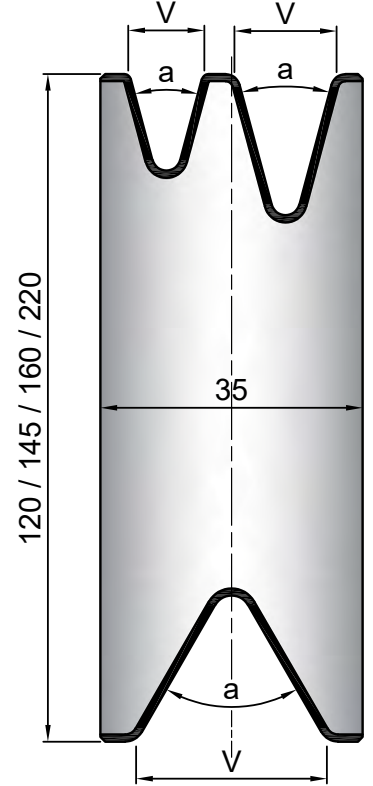
Acciaio / Steel: 1.2312 Quenched

Cod.
45.001



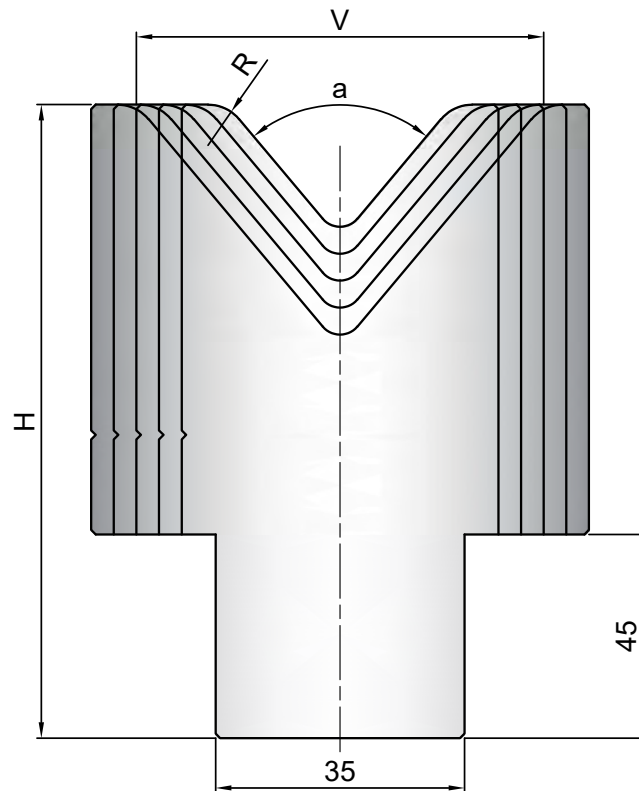
Acciaio / Steel: 1.2312 Quenched

Cod.
45.002



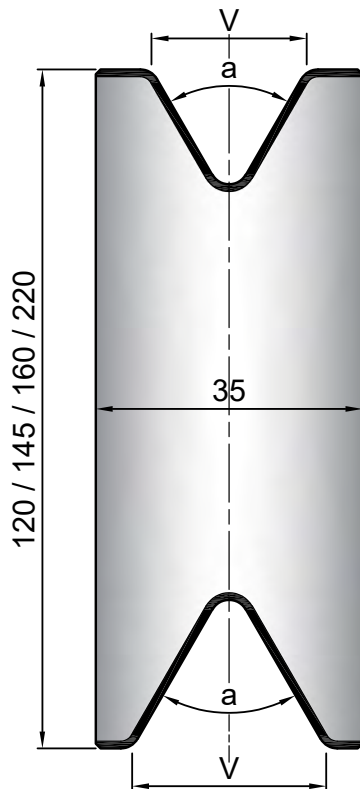
Acciaio / Steel: 1.2312 Quenched

Cod.
45.003



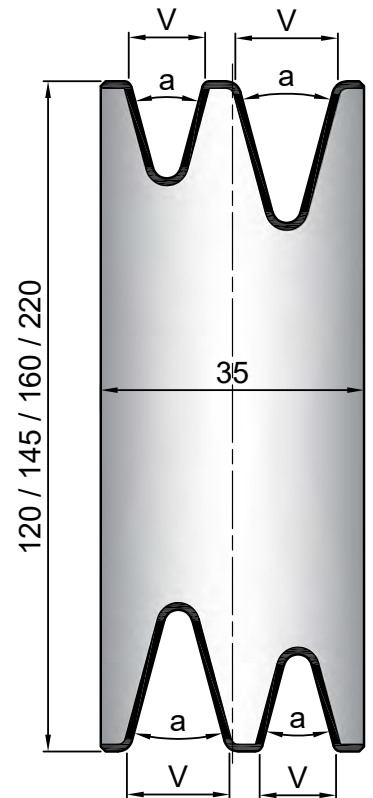
Acciaio / Steel: 1.2312 Quenched

Cod.
45.004



Acciaio / Steel: 1.2312 Quenched

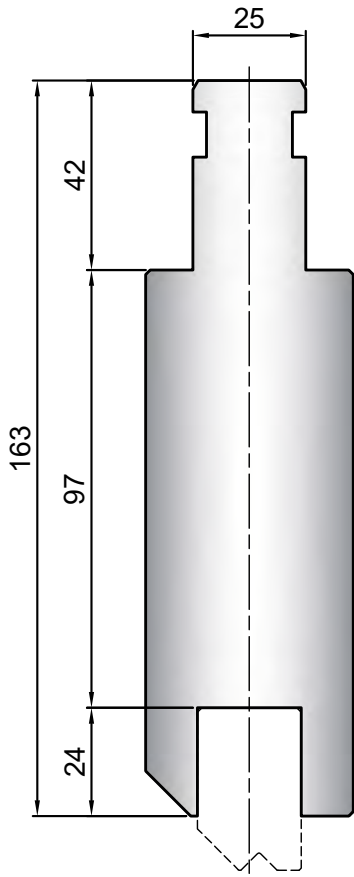
Cod.
45.005



Accessori / Accessories

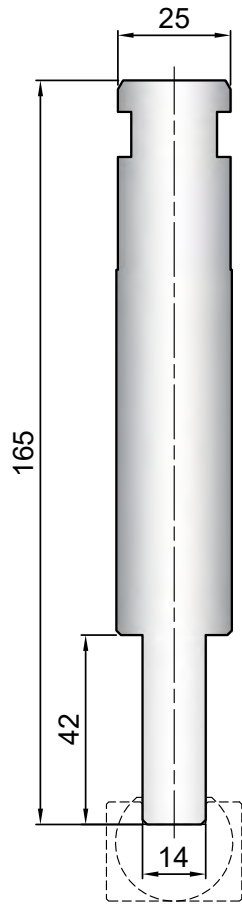
Acciaio / Steel: C45

Cod.
17.009



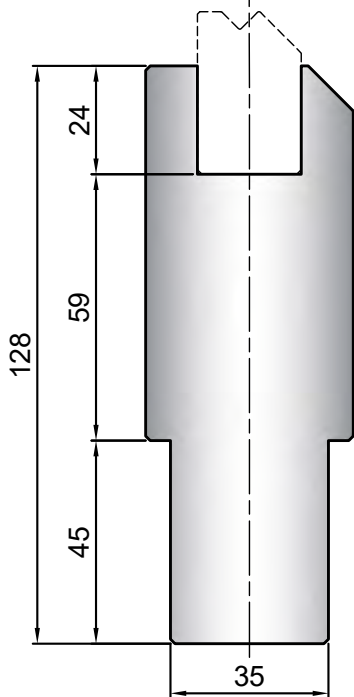
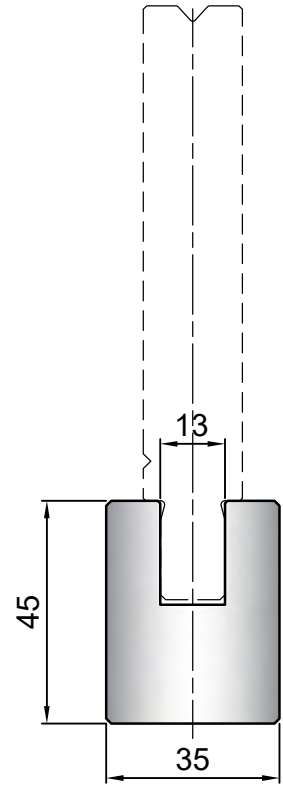
Acciaio / Steel: C45

Cod.
17.010



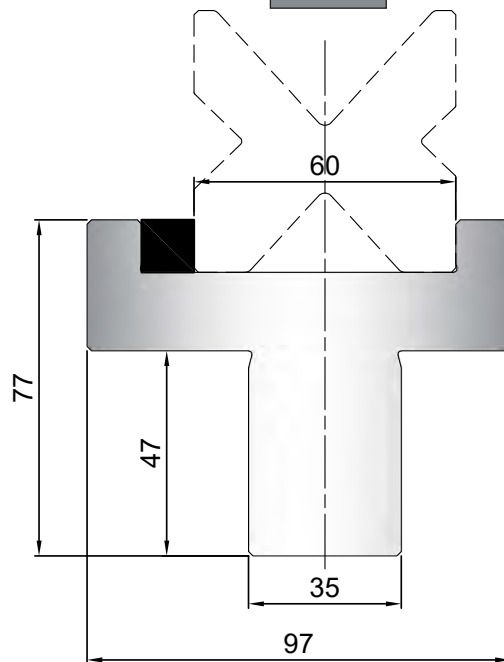
Acciaio / Steel: C45

Cod.
45.006



Acciaio / Steel: C45

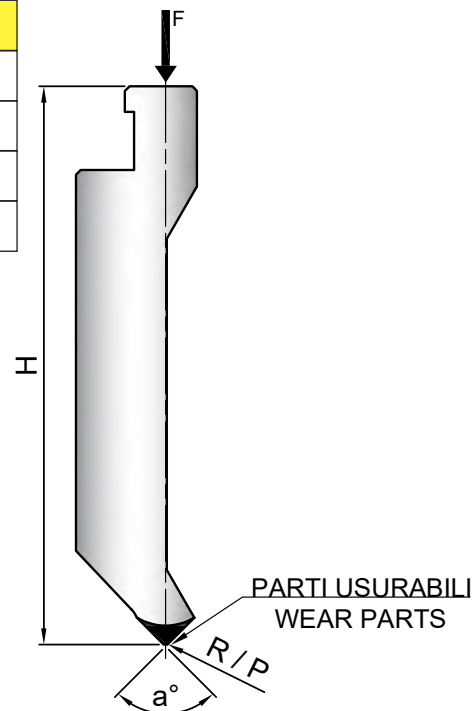
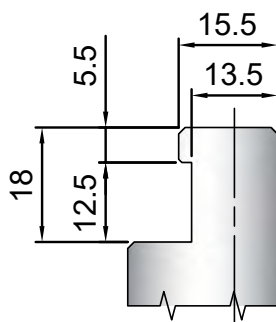
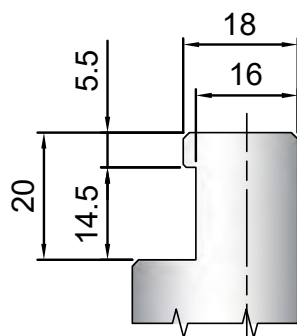
Cod.
45.007



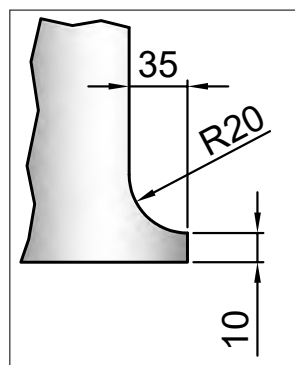


Punzoni standard sono disponibili a magazzino nelle lunghezze di: 505 mm - 1020 mm - 1020 mm Sect. - 1250 mm Sect.
 Punches are available in the following standard lengths: 505 mm - 1020 mm - 1020 mm Sect. - 1250 mm Sect.

Descrizione / Description
H = Altezza / Height
α = Angolo / Degree
R = Raggio / Radius
P = Piatto / Plain



Scarpette / Horns




505 mm




1020 mm



1020 mm FR / Sect.



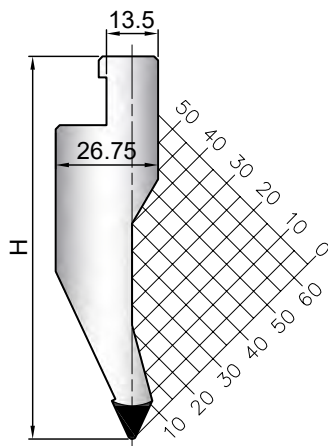
1250 mm FR / Sect.



Punzoni / Punches

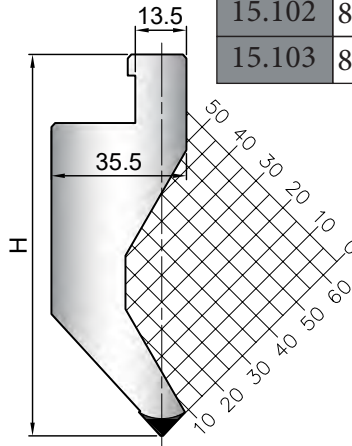
Acciaio / Steel: C45

Cod.	α	R	H	T/mt
15.100	50°	1.00	100.00	100



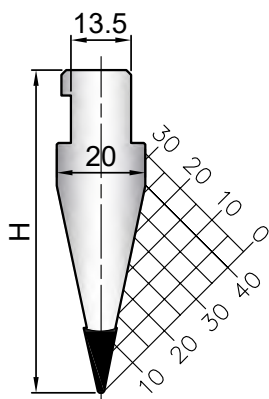
Acciaio / Steel: C45

Cod.	α	P	H	T/mt
15.101	90°	0.80	100.00	100
15.102	88°	0.80	100.00	100
15.103	85°	0.70	100.00	100



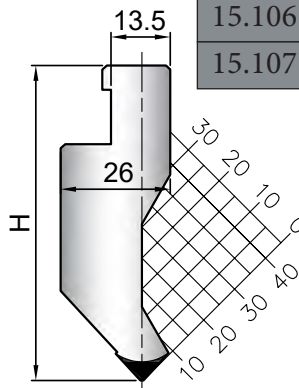
Acciaio / Steel: C45

Cod.	α	R	H	T/mt
15.104	24°	0.60	72.00	80



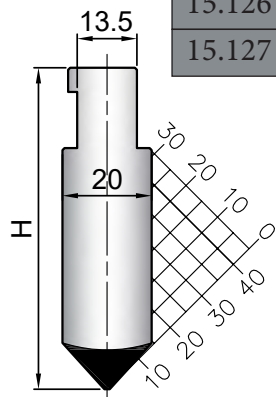
Acciaio / Steel: C45

Cod.	α	P	H	T/mt
15.105	90°	0.80	72.00	80
15.106	88°	0.80	72.00	80
15.107	85°	0.70	72.00	80



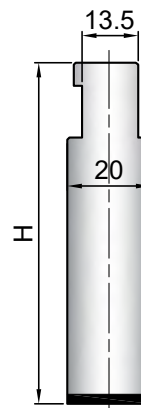
Acciaio / Steel: C45

Cod.	α	P	H	T/mt
15.108	80°	0.80	72.00	80
15.126	88°	0.80	72.00	80
15.127	85°	0.70	72.00	80



Acciaio / Steel: C45

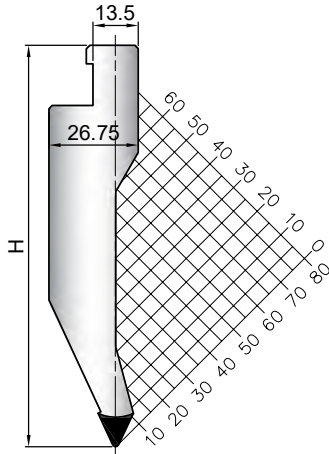
Cod.	α	R	H	T/mt
15.109	180°	20.00	82.00	100





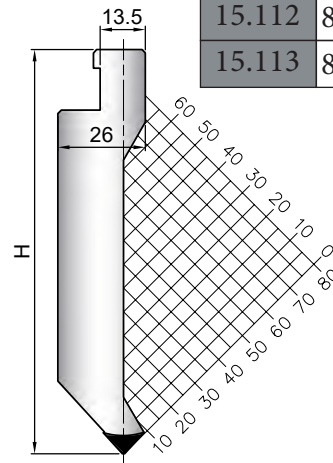
Acciaio / Steel: C45

Cod.	α	R	H	T/mt
15.110	50°	1.00	120.00	100



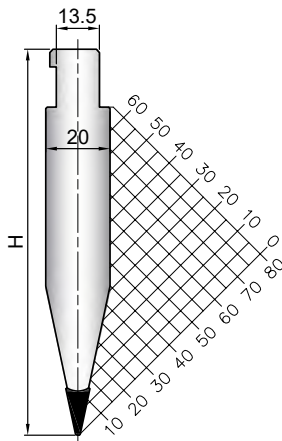
Acciaio / Steel: C45

Cod.	α	P	H	T/mt
15.111	90°	0.80	120.00	80
15.112	88°	0.80	120.00	80
15.113	85°	0.70	120.00	80



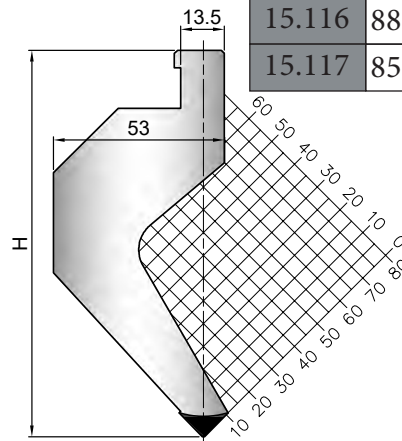
Acciaio / Steel: C45

Cod.	α	R	H	T/mt
15.114	24°	0.60	120.00	100



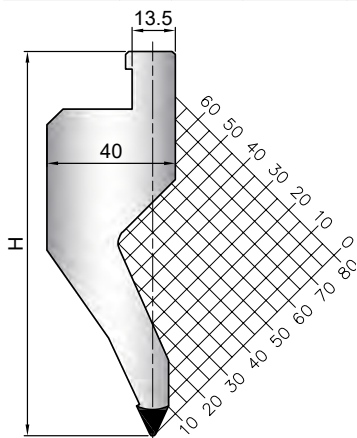
Acciaio / Steel: C45

Cod.	α	P	H	T/mt
15.115	90°	0.80	120.00	80
15.116	88°	0.80	120.00	80
15.117	85°	0.70	120.00	80



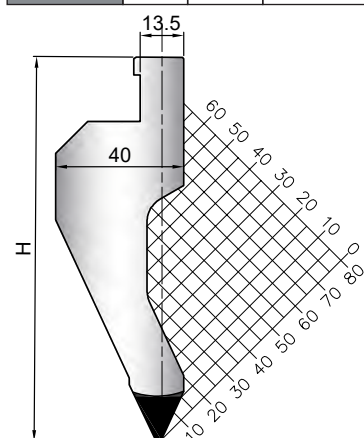
Acciaio / Steel: C45

Cod.	α	R	H	T/mt
15.118	50°	1.00	120.00	80



Acciaio / Steel: C45

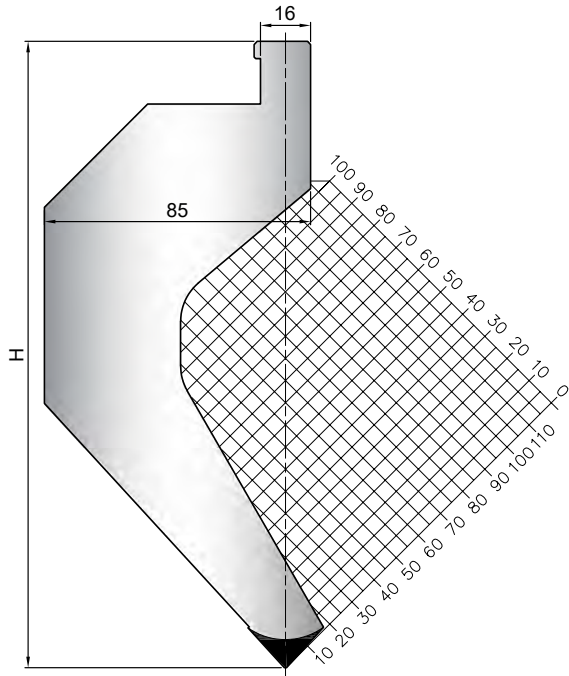
Cod.	α	R	H	T/mt
15.119	50°	1.00	120.00	100



Punzoni / Punches

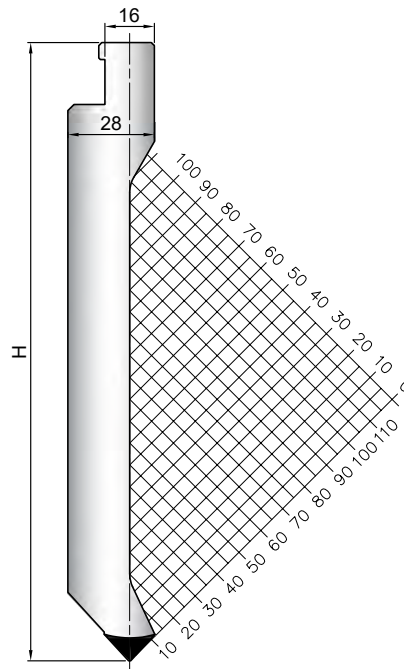
Acciaio / Steel: 1.2312 Quenched

Cod.	α	P	H	T/mt
15.120	85°	0.70	200.00	100



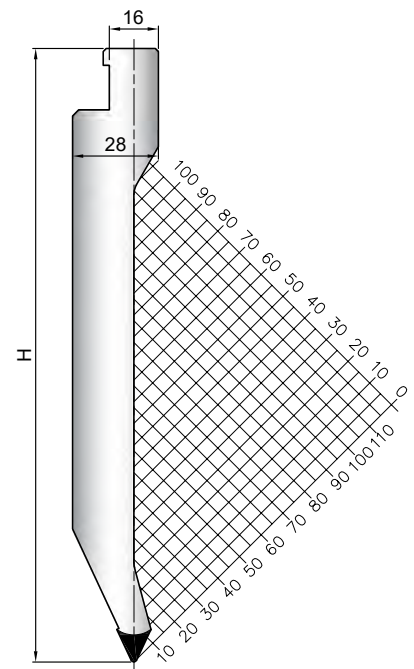
Acciaio / Steel: 1.2312 Quenched

Cod.	α	P	H	T/mt
15.121	85°	0.70	200.00	100



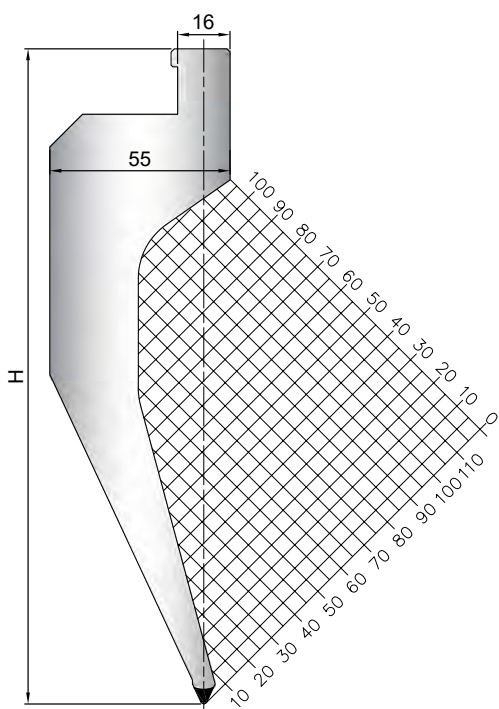
Acciaio / Steel: 1.2312 Quenched

Cod.	α	R	H	T/mt
15.122	50°	1.00	200.00	100



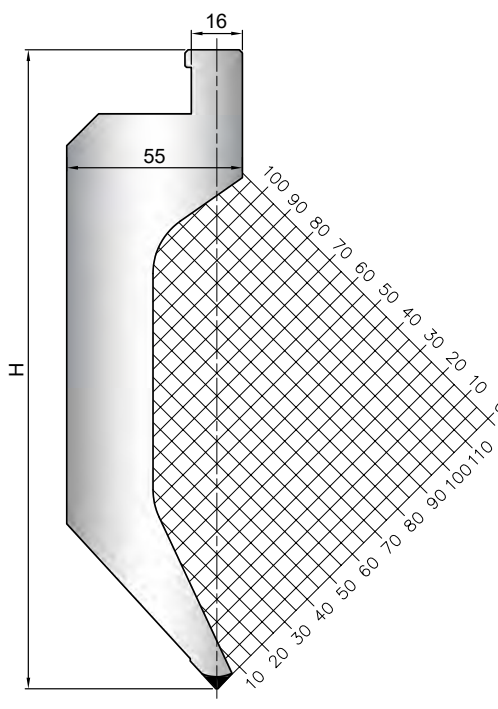
Acciaio / Steel: 1.2312 Quenched

Cod.	α	R	H	T/mt
15.123	50°	1.00	200.00	100



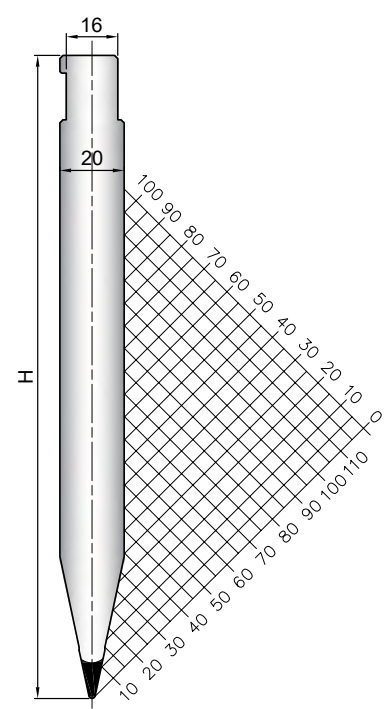
Acciaio / Steel: 1.2312 Quenched

Cod.	α	P	H	T/mt
15.124	85°	0.70	200.00	100



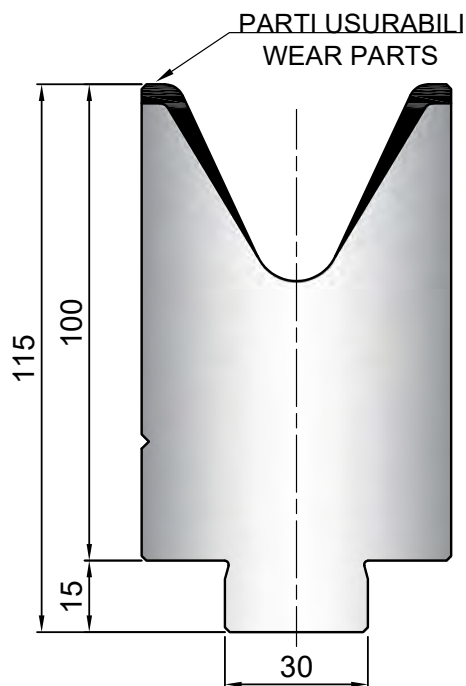
Acciaio / Steel: 1.2312 Quenched

Cod.	α	R	H	T/mt
15.125	24°	1.00	200.00	100







Matrici standard sono disponibili a magazzino nelle lunghezze di: 505 mm - 1020 mm - 1020 mm Sect. - 1250 mm Sect.
 Dies are available in the following standard lengths: 505 mm - 1020 mm - 1020 mm Sect. - 1250 mm Sect.




505 mm



1020 mm



1020 mm FR / Sect.



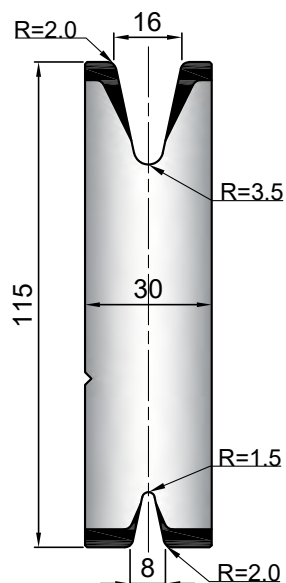
1250 mm FR / Sect.



Matrici / Dies

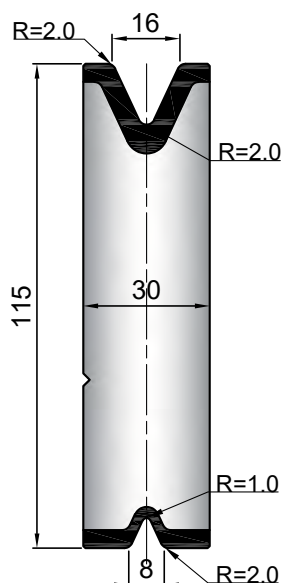
Acciaio / Steel: C45

Cod.	α	V	T/mt
26.100	24°	8/16	50



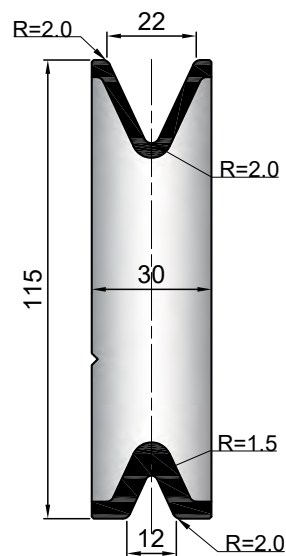
Acciaio / Steel: C45

Cod.	α	V	T/mt
26.101	50°	8/16	50



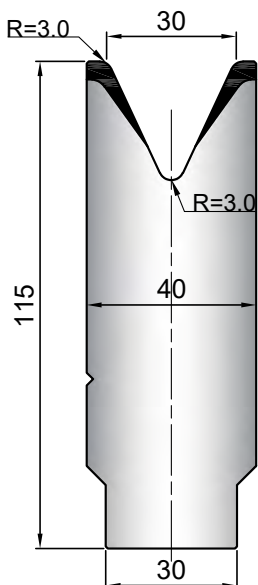
Acciaio / Steel: C45

Cod.	α	V	T/mt
26.102	50°	12/22	50



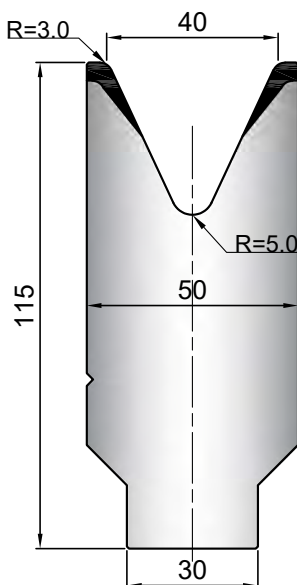
Acciaio / Steel: C45

Cod.	α	V	T/mt
26.103	50°	30	50



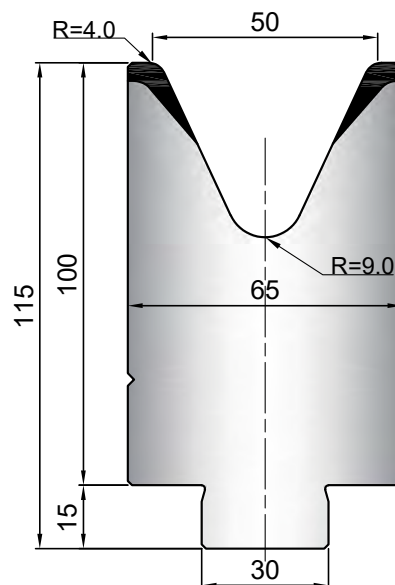
Acciaio / Steel: C45

Cod.	α	V	T/mt
26.104	50°	40	50



Acciaio / Steel: C45

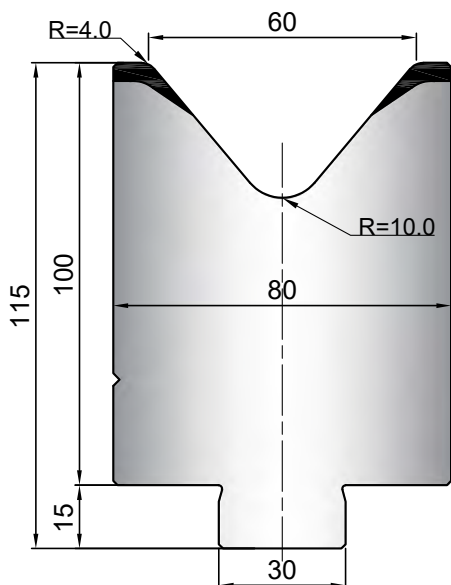
Cod.	α	V	T/mt
26.105	50°	50	50





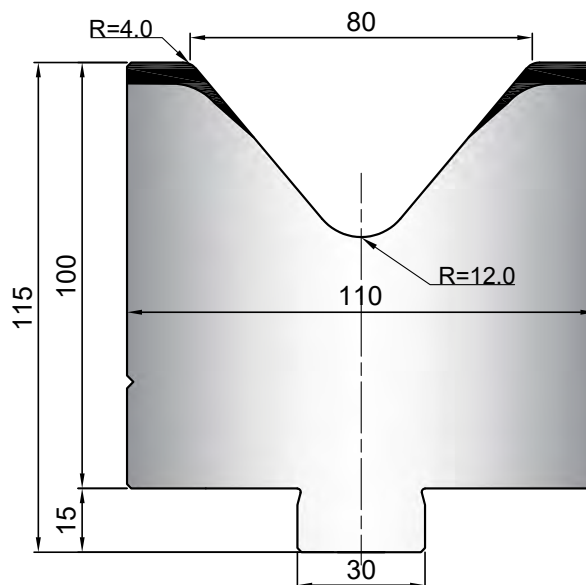
Acciaio / Steel: C45

Cod.	α	V	T/mt
26.106	80°	60	100



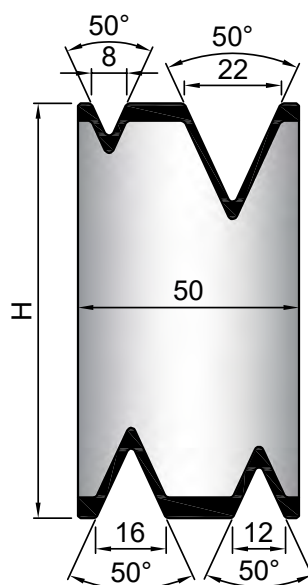
Acciaio / Steel: C45

Cod.	α	V	T/mt
26.107	80°	80	100



Acciaio / Steel: C45

Cod.	α	V	H	T/mt
26.109	50°	8/12/16/22	54	50
26.110	50°	8/12/16/22	74	50
26.111	50°	8/12/16/22	94	50
26.112	50°	8/12/16/22	112	50



Accessori / Accessories



Contenitore porta Z
Z Tool holders

835 mm
415 mm

Wila - Trumpf

Acciaio / Steel: C45

Cod.	T/mt
12.420	100

Beyeler - R

Acciaio / Steel: C45

Cod.	T/mt
11.551	100

Beyeler - S

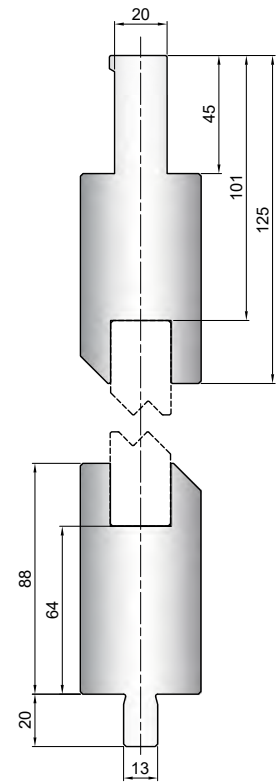
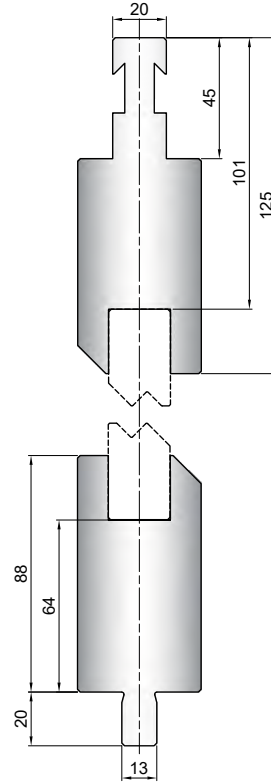
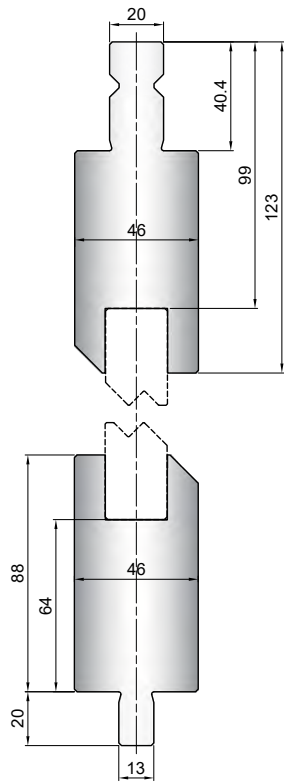
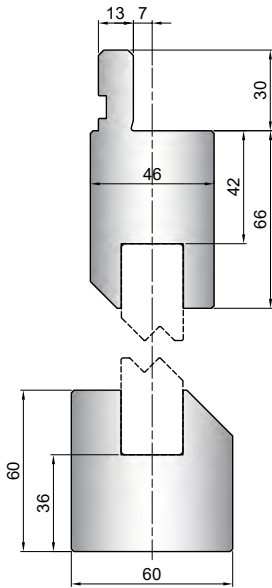
Acciaio / Steel: C45

Cod.	T/mt
11.552	100

Amada - Promecam

Acciaio / Steel: C45

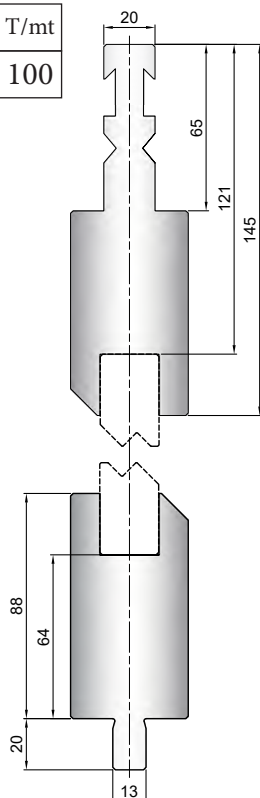
Cod.	T/mt
11.500	100



Beyeler - RFA

Acciaio / Steel: C45

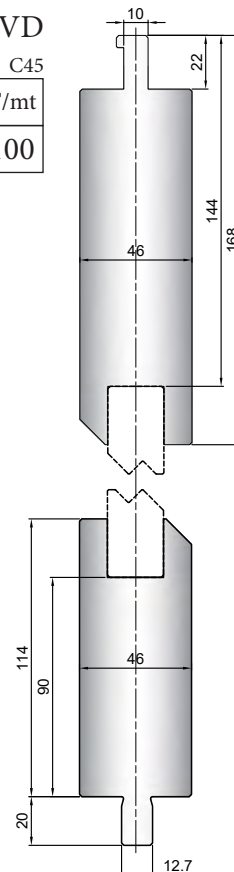
Cod.	T/mt
12.998	100



LVD

Acciaio / Steel: C45

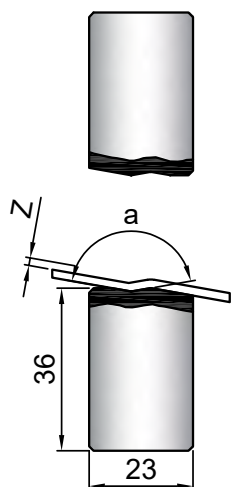
Cod.	T/mt
14.106	100



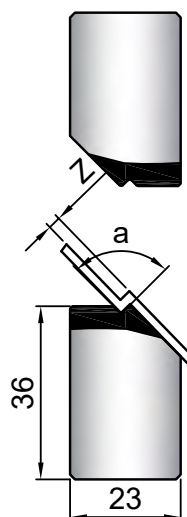


Inserti a Z per contenitori porta Z
Z inserts for Z holders

835 mm
415 mm

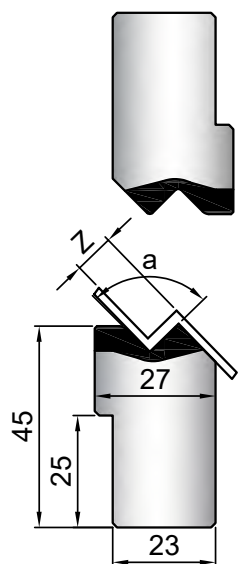


Cod.	α	Z
11.300	160°	1
11.310	160°	1.5
11.320	150°	2
11.330	140°	2.5

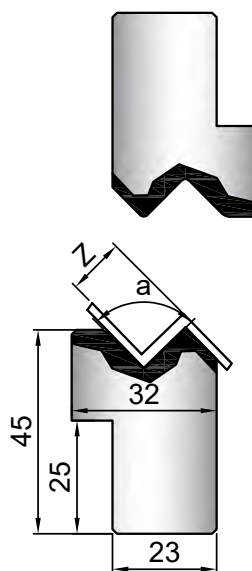


Cod.	α	Z
12.760	90°	1
12.770	90°	1.5
12.740	90°	2
12.750	90°	2.5
11.340	90°	3
11.350	90°	3.5
11.360	90°	4
11.370	90°	4.5

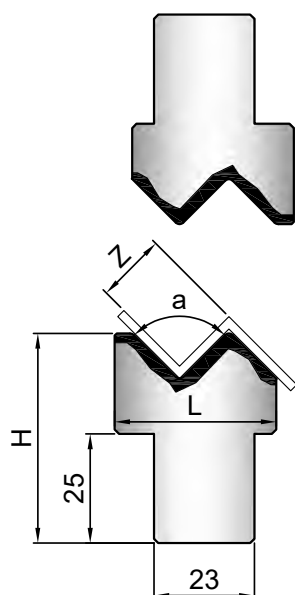
Cod.	α	Z
11.380	90°	5
11.390	90°	5.5
11.400	90°	6
11.410	90°	6.5
11.420	90°	7
11.430	90°	7.5
11.440	90°	8



Cod.	α	Z
11.450	90°	9
11.460	90°	10
11.470	90°	11
11.480	90°	12



Cod.	α	Z
12.780	90°	13
12.790	90°	14
12.800	90°	15



Cod.	α	Z	L	H
11.401	90°	16	37	48
11.421	90°	17	39	48
11.441	90°	18	41	48
11.451	90°	19	40	50
11.461	90°	20	42	50

Accessori / Accessories



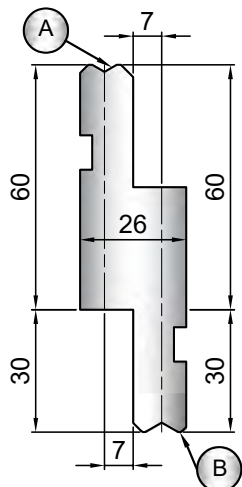
Supporto per inserti tondi
Holder for radius inserts

830 mm
410 mm

Amada - Promecam

Acciaio / Steel: C45

Cod.	T/mt
11.550	80



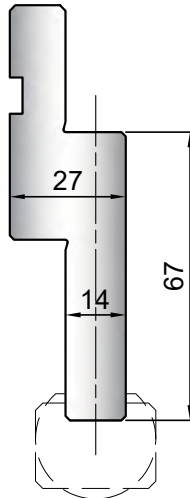
A R 3.0 Min
R 4.5 Max

B R 5.0 Min
R 6.5 Max

Amada - Promecam

Acciaio / Steel: C45

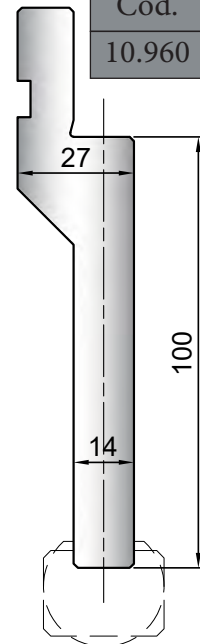
Cod.	T/mt
10.360	80



Amada - Promecam

Acciaio / Steel: C45

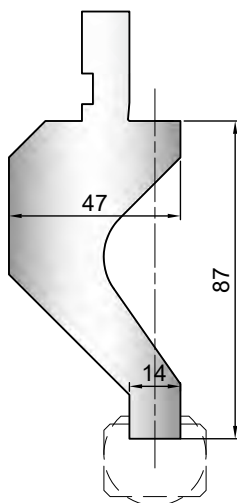
Cod.	T/mt
10.960	80



Amada - Promecam

Acciaio / Steel: C45

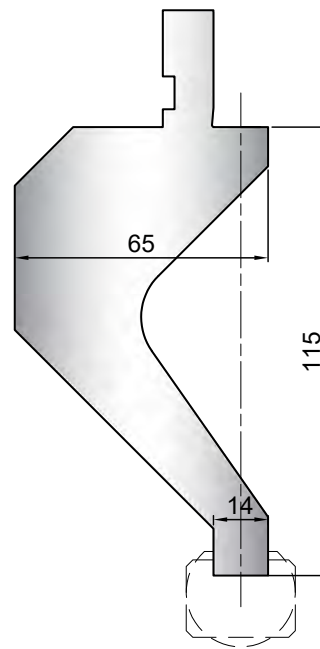
Cod.	T/mt
10.910	80



Amada - Promecam

Acciaio / Steel: C45

Cod.	T/mt
10.900	80





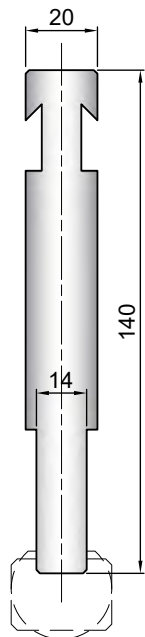
Supporto per inserti tondi
Holder for radius inserts

830 mm
410 mm

Beyeler - R

Acciaio / Steel: C45

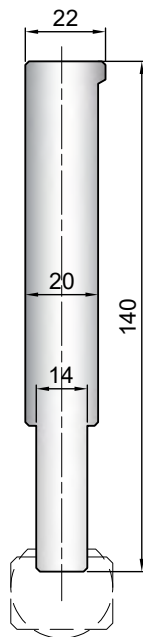
Cod.	T/mt
12.390	80



Beyeler - S

Acciaio / Steel: C45

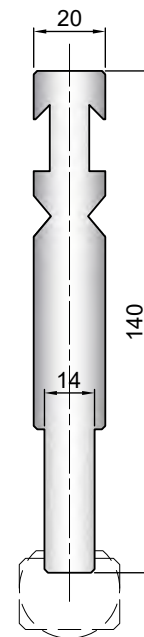
Cod.	T/mt
12.410	80



Beyeler - RFA

Acciaio / Steel: C45

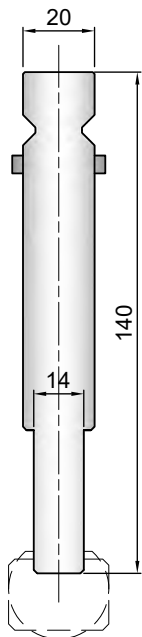
Cod.	T/mt
12.730	80



Wila - Trumpf

Acciaio / Steel: C45

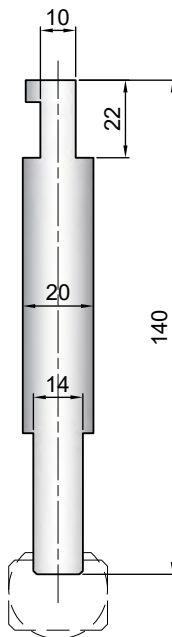
Cod.	T/mt
12.400	80



LVD

Acciaio / Steel: C45

Cod.	T/mt
14.110	80

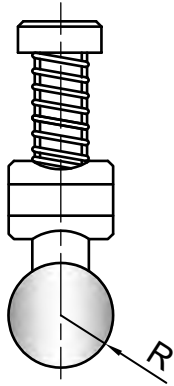


Accessori / Accessories



Elementi raggiati
Radius tool

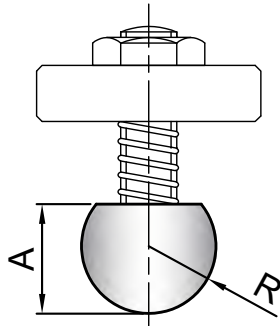
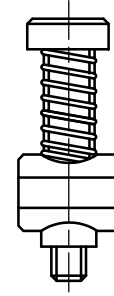
835 mm
415 mm



Cod.	R
11.800	3.0
11.810	3.5
11.820	4.0
11.830	4.5
11.840	5.0
11.850	5.5
11.860	6.0
11.870	6.5

Cod.
42.750

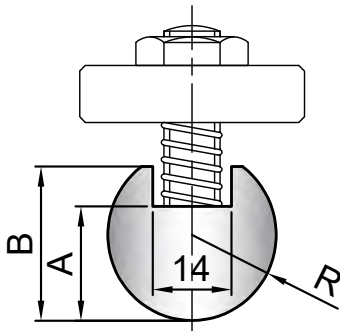
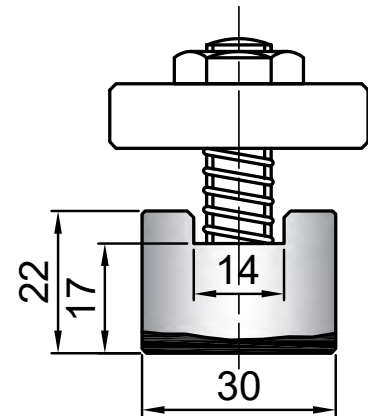
Pezzo di ricambio
Spare part



Cod.	A	R
11.000	11.5	7.0
11.010	11.5	7.5
11.020	13.0	8.0
11.030	16.0	9.0
10.370	16.0	10.0
11.040	16.0	11.0
11.050	16.0	11.5
11.060	20.0	12.0

Cod.
10.430

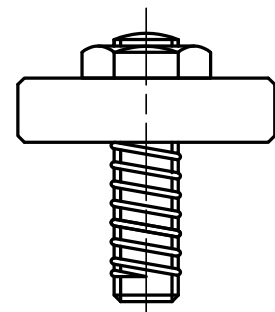
Inserto per schiacciare
Flattening insert



Cod.	A	B	R
11.070	16.0	21.0	12.5
11.080	17.0	23.0	13.0
11.090	19.0	25.0	14.0
10.380	20.0	27.0	15.0
11.100	21.0	28.0	16.0
11.110	21.5	31.5	17.0
10.390	22.0	32.0	17.5
11.120	25.0	32.0	19.0
10.400	24.0	34.0	20.0
11.130	25.0	33.0	22.5
10.410	29.0	39.0	25.0
11.140	34.0	44.0	27.5
10.420	34.0	44.0	30.0
11.150	45.0	55.0	35.0
11.160	45.0	55.0	40.0
11.170	50.0	60.0	45.0
11.180	54.0	64.0	50.0

Cod.
42.740

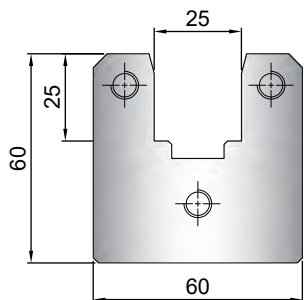
Pezzo di ricambio
Spare part



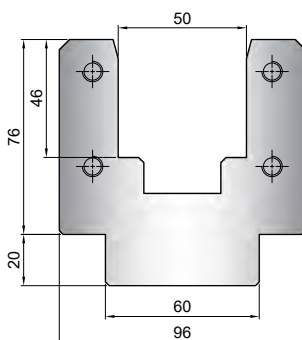


Contenitori e inserti in poliuretano
 Holders and inserts in polyurethane

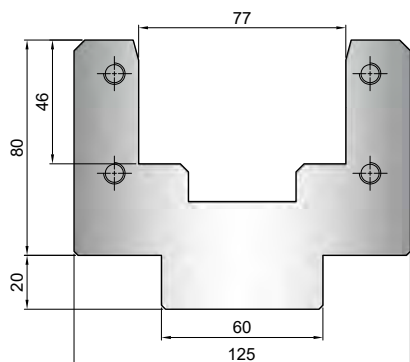
Cod. 20.360



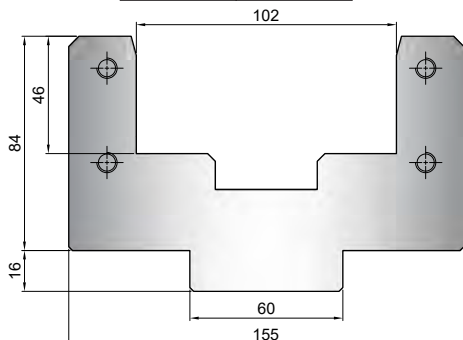
Cod. 20.370



Cod. 20.380

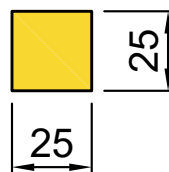


Cod. 20.400

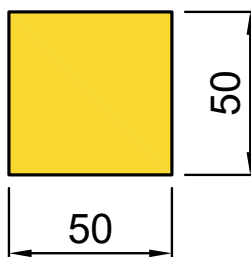


835 mm
 415 mm

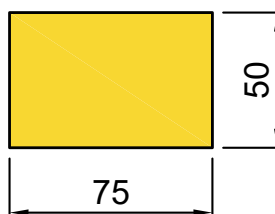
Cod. 21.010



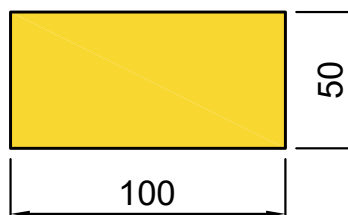
Cod. 21.020



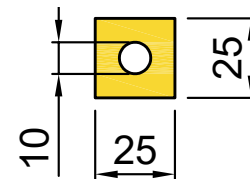
Cod. 21.030



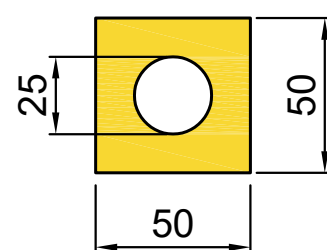
Cod. 21.040



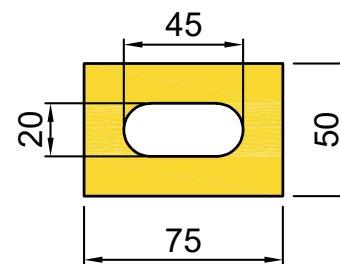
Cod. 21.050



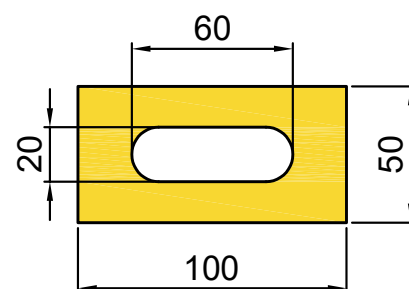
Cod. 21.060



Cod. 21.070



Cod. 21.080



Accessori / Accessories

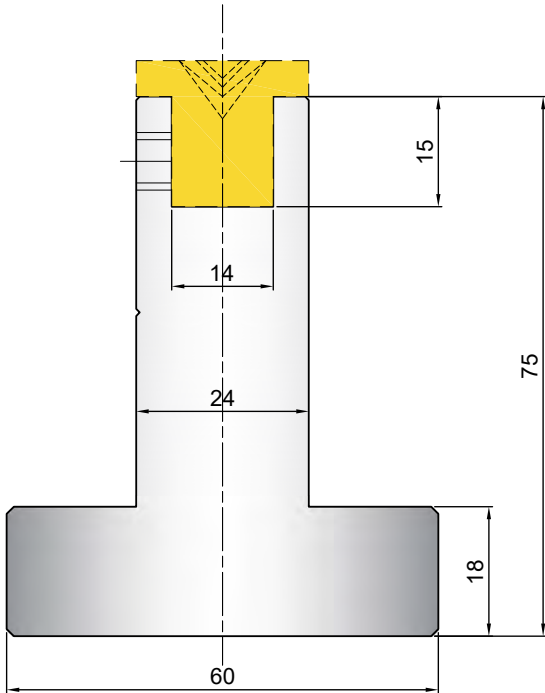


Contenitori per inserti in nylon intercambiabili
 Holders for interchangeable nylon inserts

835 mm
 415 mm

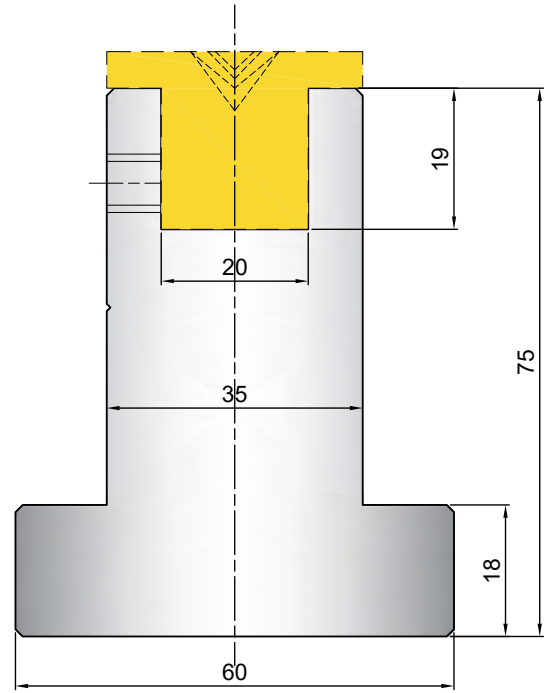
Acciaio / Steel: C45

Cod.	T/mt
21.090	100



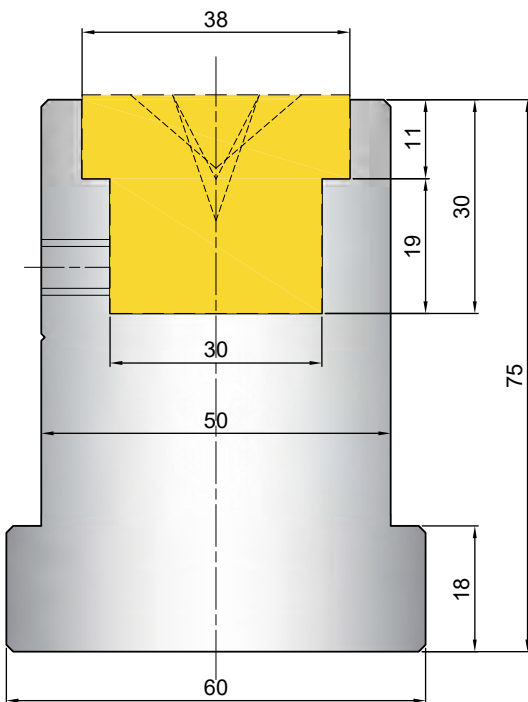
Acciaio / Steel: C45

Cod.	T/mt
21.100	100



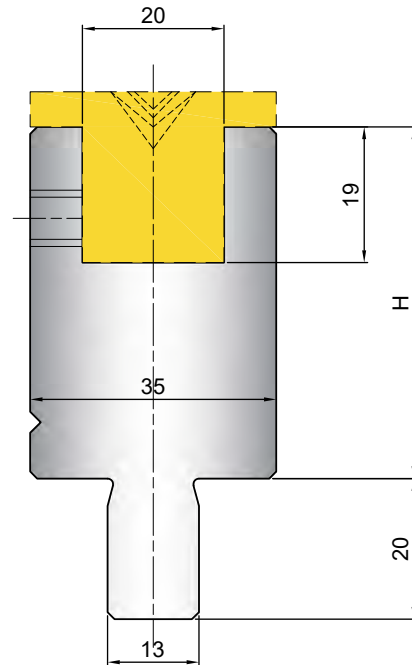
Acciaio / Steel: C45

Cod.	T/mt
21.110	100



Acciaio / Steel: C45

Cod.	H	T/mt
21.150	50	100
21.160	95	100





Pellicola di poliuretano antigraffio
Scratch-resistant polyurethane film



Inserti in Nylon intercambiabili
Interchangeable Nylon inserts

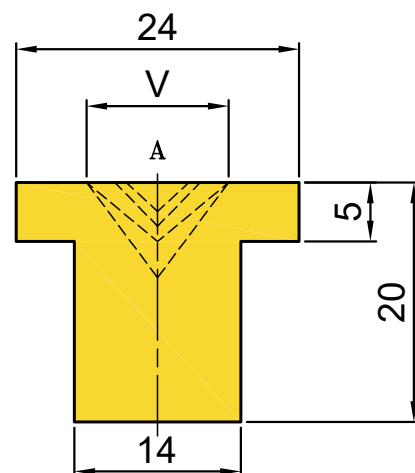
Cod. 43.080

Spessore / Thickness : 0.5 mm
Larghezza / Width : 100 mm
Lunghezza / Length : 45 m



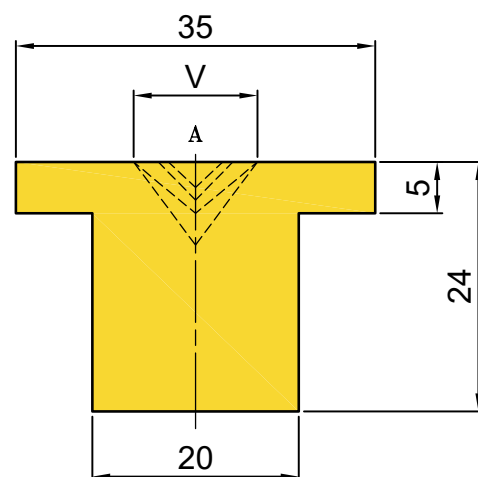
21.120			
A	V		
88°	6	8	10
60°	6	8	10
45°	6	8	10
30°	6	8	

Cod. 21.120



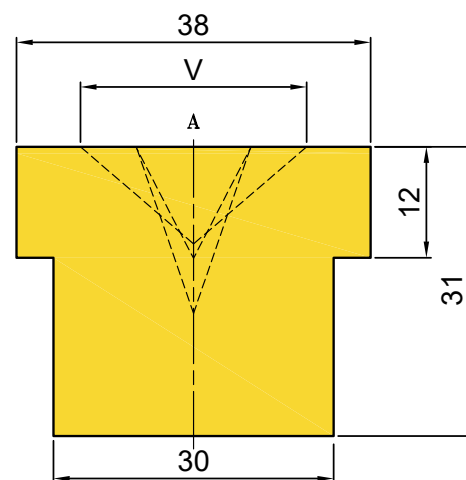
Cod. 21.130

21.130					
A	V				
88°	6	8	10	12	16
60°	6	8	10	12	16
45°	6	8	10	12	
30°	6	8	10		





Cod. 21.140

21.140							
A	V						
88°	6	8	10	12	16	20	25
60°	6	8	10	12	16	20	
45°	6	8	10	12	16	20	
30°	6	8	10	12	16		



Accessori / Accessories



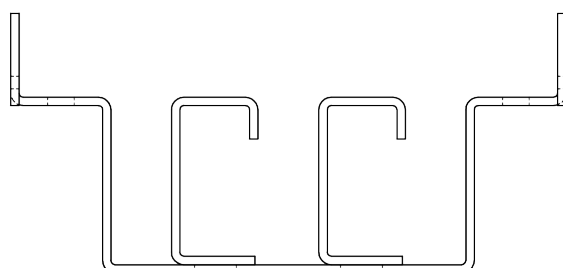
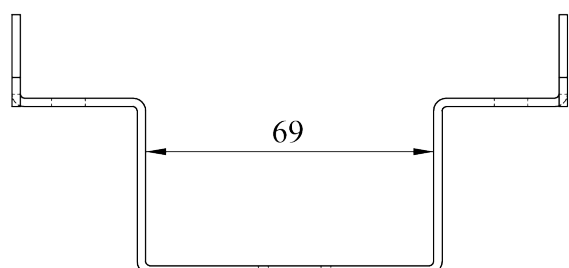
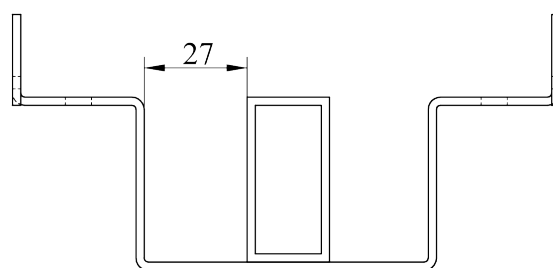
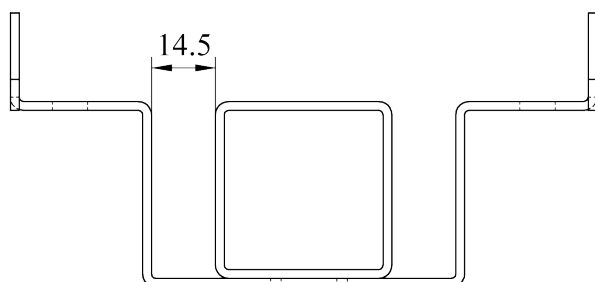
 Cassetti allungabili, consente l'accesso bilaterale agli utensili / Extendable drawers, allows two-sided access to tools
 4 Cassetti scorrevoli con chiusura autonoma / 4 Self-closing sliding drawers
 3 Piani intermedi regolabili / 3 Adjustable intermediate shelves

Amada - Promecam

Cod.	Larghezza / Width	850 mm
54.004	Lunghezza / Length	1050 mm
	Altezza / Height	1240 mm
	Peso / Weight	350 KG

Wila - Trumpf

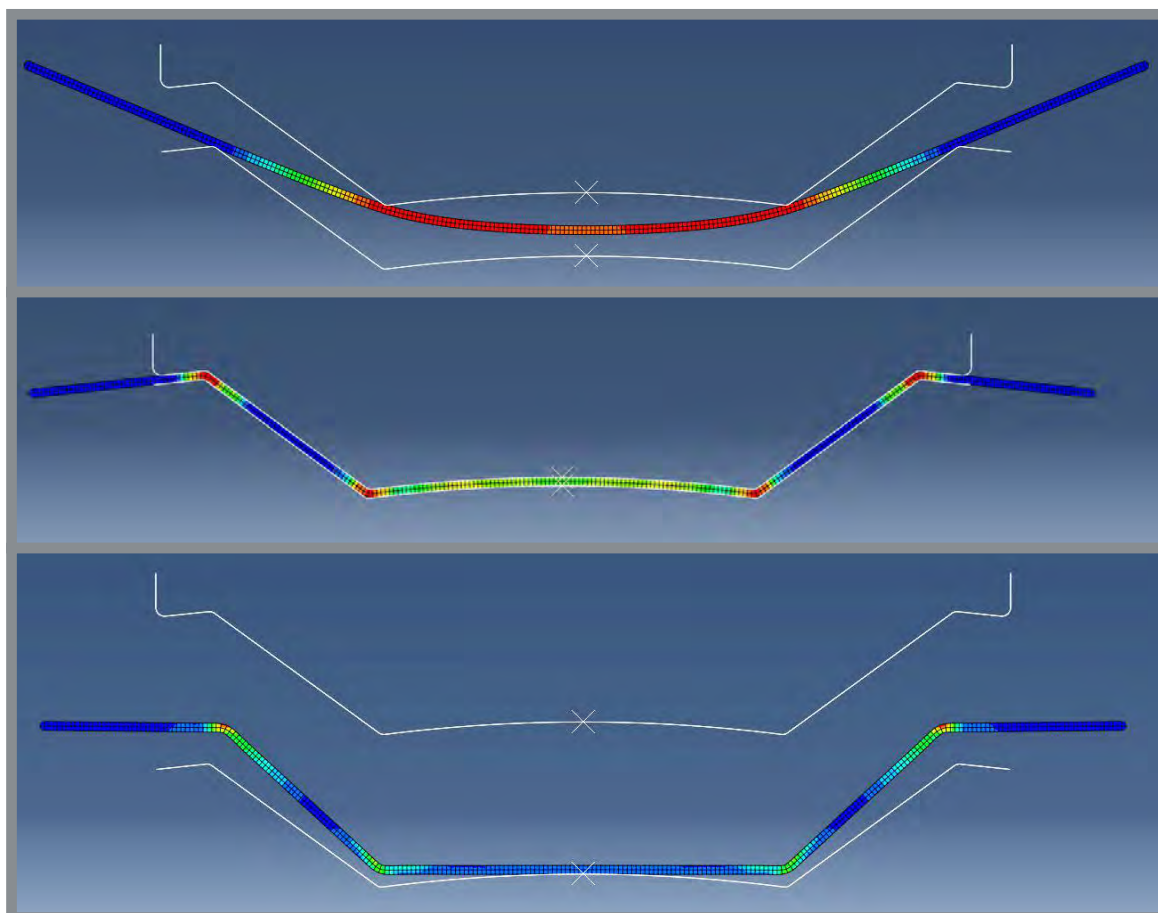

Cod.	Larghezza / Width	850 mm
54.004/1	Lunghezza / Length	1180 mm
	Altezza / Height	1240 mm
	Peso / Weight	380 KG



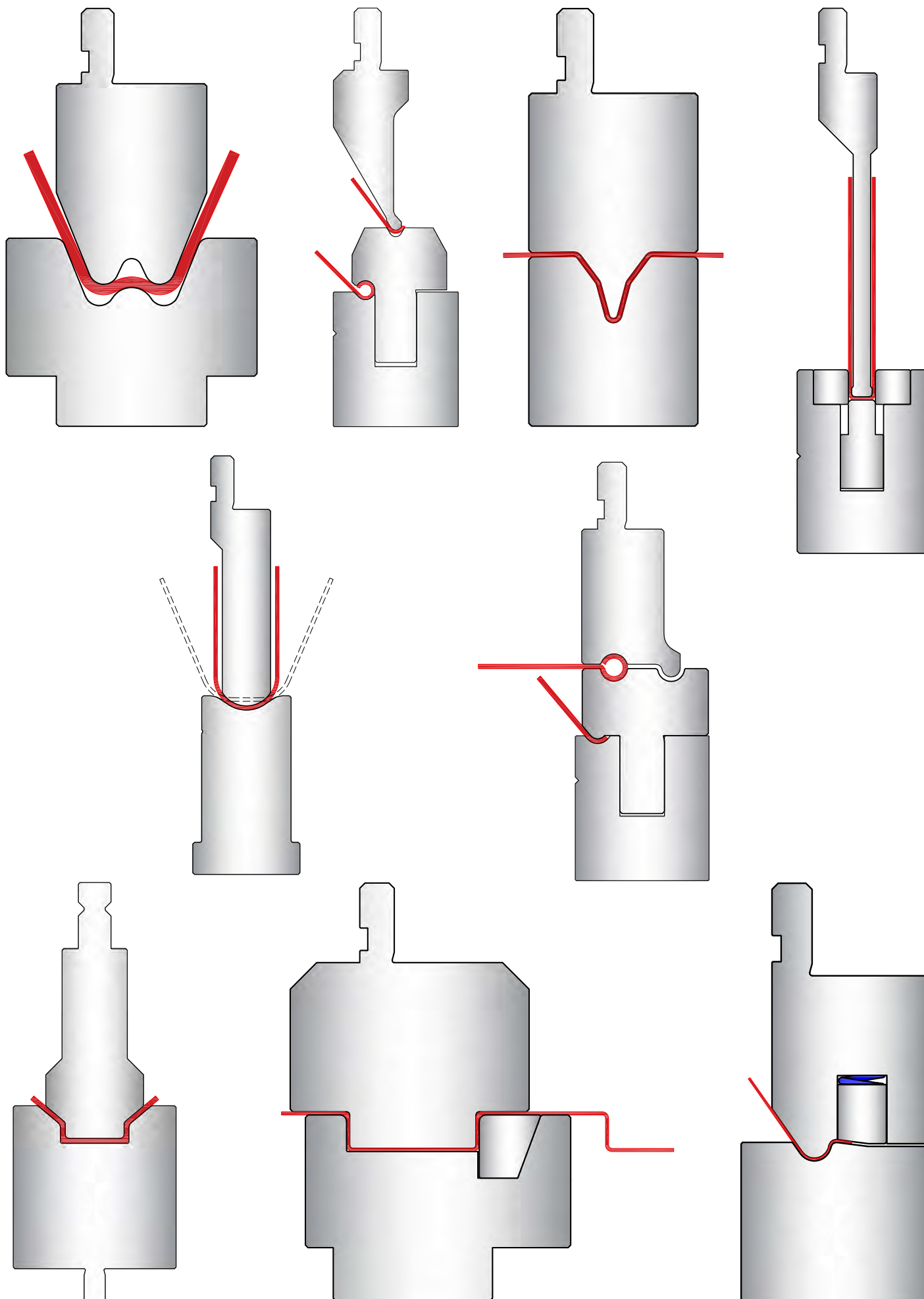


Grazie ai nostri software avanzati possiamo calcolare il ritorno elastico, la forza necessaria per effettuare la piegatura e prevenire la rottura della lamiera in fase di lavorazione.

Thanks to our advanced software, we can calculate the springback, the force required to perform the bending and prevent the sheet from breaking during processing.


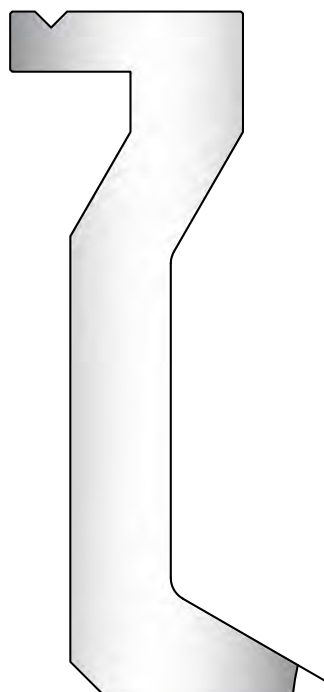
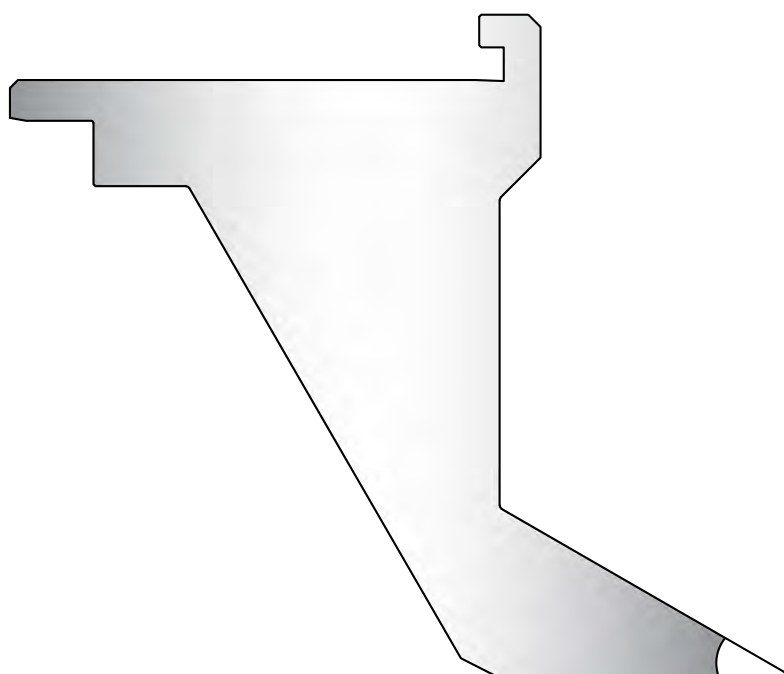






Speciali / Accessories





Utensili per pannellatrici realizzati su vostra indicazione.
Panel bender tools made to your specifications.







Info@emilstamp.com

Tel. +39 0523 - 763239

Fax. + 39 0523 - 767480

Via Torino , N°4 , 29010, Calendasco (PC) Italy



IL TUO COSTRUTTORE DI UTENSILI PER PRESSE PIEGATRICI